



**HEATING - AIR CONDITIONING  
PARTS AND EQUIPMENT**



Catalog  
15A

Updated 1-7-2015

# TERMS & CONDITIONS OF SALES

## PRICES ARE SUBJECT TO CHANGE WITHOUT NOTICE

Possession of this catalog shall not be considered an offer to sell the merchandise listed herein. Sales are subject to all applicable taxes. Your tax resale exemption number must either be on file or accompany your order, otherwise you will be charged sales tax.

## TERMS

**TERMS:** All orders are shipped **C.O.D.** unless credit is arranged with our credit department.

## CONDITIONS OF SALE

**LOCAL LAWS:** Please note that compliance with local codes or laws in your state or area in the selection of materials is exclusively the responsibility of the purchaser.

**EPA REGULATIONS:** To purchase items which fall under E.P.A **Section 608 of the clear Air Act Amendments of 1990** we must have on file the necessary documents establishing your eligibility to purchase said materials.

**CATALOG CONTENTS:** To the best of our knowledge, the contents of this catalog and specifications are correct. We assume no liability for any errors in regards to listings, specifications, part numbers, prices or model applications. We reserve the right to change specifications, product description, product quality, pricing and application at anytime without notice and without further obligation. The reproduction of an information or illustrations from this catalog in any form or by electronic or mechanical means is forbidden without our prior written approval.

**WARRANTIES:** The only warranties extended on the products listed herein are those written warranties, if any packaged with the product and are limited to the terms contained therein. No other warranties are extended, whether expressed or implied, and there is no implied warranty of merchantability or warranty of fitness for a particular purpose.

## CLAIMS SHORTAGES AND DAMAGES

**SHIPMENTS ON COMPANY TRUCKS:** Carefully examine your shipment when it is unloaded as our drivers will be asking you to sign verifying the **count** and **condition** of your merchandise. Where damage or shortage has occurred a company **RMR** must be filled out and signed by our driver.

**MOTOR FREIGHT LINE SHIPMENTS:** All shipments are made **FOB** origin. Title to the merchandise passes to the customer upon delivery to the common carrier. You are obligated to pay the invoice for the merchandise per our normal terms. Payment for claim will come to you from the common carrier. **Shortages** - verify the number of cartons shown on the freight bill. Note any shortage on the freight bill and file a claim with the delivering carrier. **Visible damage** - accept delivery and note damage on the freight bill Retain shipping carton and request inspection by delivering carrier. After inspection, file a claim with the carrier. **Concealed damage** - retain shipping carton with damaged merchandise, request inspection by carrier, after inspection, file a claim with the carrier.

**UPS SHIPMENTS:** Carefully examine your shipment when it is received. Allow 7 days from date of shipment to receive all cartons, then report **missing cartons** to us. When carton shows **visible damage** you should inspect the contents and refuse delivery if they are damaged. When **concealed damages** are discovered retain shipping carton with damaged merchandise and report damage to UPS, request inspection by UPS, after inspection file a claim with UPS

**CONCEALED SHORTAGES AND DAMAGES:** In all types of shipments must be reported to company within 10 days from date of invoice.

**RETURNS:** No merchandise may be returned without an **AUTHORIZATION NUMBER** from our customer service department Unauthorized returns will be sent back to the customer at his expense. All returns must be prepaid. No merchandise will be accepted for return after 30 days from date of invoice. Invoice numbers and part numbers must be provided for each item returned. Authorized returns of merchandise which upon our inspection have faulty workmanship will receive full credit. Other returns will be credited at invoice cost less a 20% restocking charge. **NO RETURNS** on Special Ordered Parts, Electric Products, and any parts that have been used.

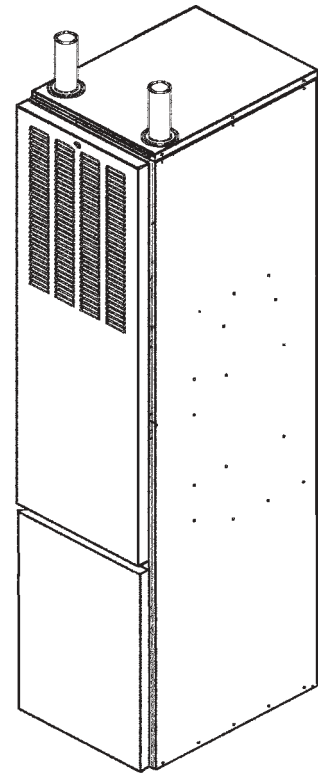
[www.royal-durhamsupply.com](http://www.royal-durhamsupply.com)



**New**

**95% AFUE  
GAS-FIRED  
MOBILE HOME FURNACE**

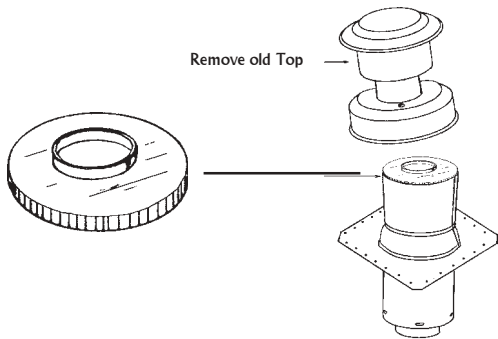
- ◆ Fits a Standard M/H Furnace Foot Print
- ◆ Built-In Coil Cabinet
- ◆ Venting applications - 2-Pipe (Sealed Combustion)
- ◆ Easy Convertible Natural to LPG - Included
- ◆ Hot Surface Ignition
- ◆ 5 Year Parts Warranty
- ◆ Limited Life Time Heat Exchanger Warranty



Model	BTU's Input	BTU's Output	Height	Width	Depth	Blower Capacity
<b>VMC1-50N</b>	50,000	48,000	77-1/2"	18"	25-3/4"	3.5 Ton
<b>VMC1-75N</b>	75,000	72,000	77-1/2"	18"	25-3/4"	4 Ton

**Roof Jack  
Closeoff Cap**

Use on existing Roofjacks




**VMA-RJ** ..... Close Off Cap

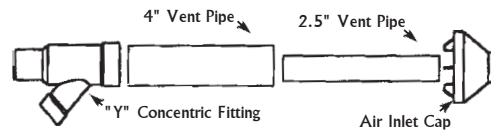
*Accessories*

- 07540011** ..... VM\*-75 LP Kit
- 07540016** ..... VMA WHITE FURNACE DOOR

**Concentric Vent Termination Kit**

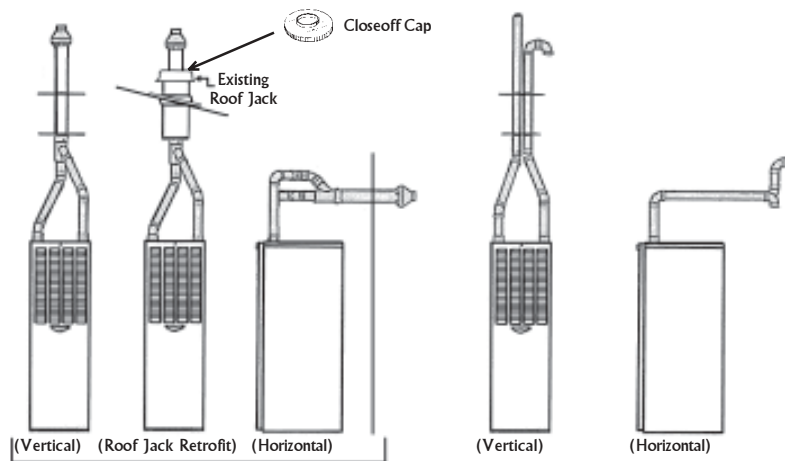


*For use through rooftop & Sidewall.  
Allows combustion air to enter and  
exhaust to exit through single common  
hole. Eliminates unsightly elbows for a  
cleaner installation.*

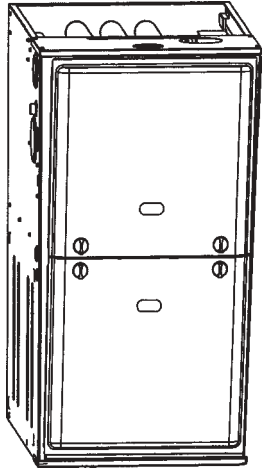


**1CT302** ..... 2" Concentric Vent Kit

**GAS FIRED CONDENSING  
MOBILE HOME FURNACE SPECIFICATIONS**



Concentric Vent Kit # 1CT302



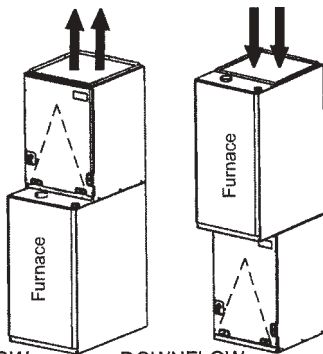
## 95.5% AFUE GAS-FIRED MOBILE HOME FURNACE



- ◆ Multi-Position Down-Flow or Up-Flow
- ◆ Venting applications - 2-Pipe (Sealed Combustion)
- ◆ Easy Convertible Natural to LPG - Included
- ◆ Hot Surface Ignition
- ◆ 2 Year Parts & 1 Year Labor Warranty
- ◆ 15 Year Heat Exchanger Warranty Labor Not Included

Model	BTU's Input	BTU's Output	Height	Width	Depth	Blower Capacity	CFM
<b>MG9S060</b> ...	60,000 ...	57,000 .....	33" .....	17-1/2" .....	29-1/2" .....	3 Ton .....	1200
<b>MG9S080</b> ...	80,000 ...	76,000 .....	33" .....	21" .....	29-1/2" .....	4 Ton .....	1600
<b>MG9S100</b> ..	100,000 ..	95,000 .....	33" .....	21" .....	29-1/2" .....	4 Ton .....	1600

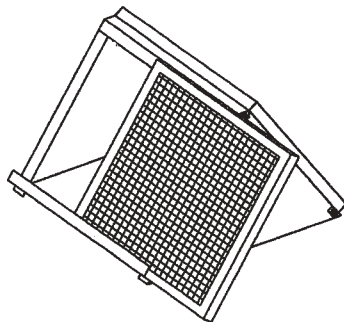
### A-Coil Cabinet



UPFLOW DOWNFLOW

9155-835/B ..... A-Coil Cabinet

### Return Air Filter Rack

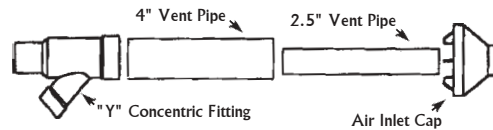


9155-7171 ..... 17-1/2" Rack(MG9S060)  
9155-7211 ..... 21" Rack(MG9S080&100)

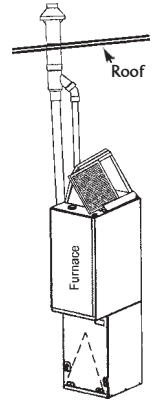
### Concentric Vent Termination Kit



*For use through rooftop & Sidewall.  
Allows combustion air to enter and  
exhaust to exit through single common  
hole. Eliminates unsightly elbows for a  
cleaner installation.*



1CT303 ..... 3" Concentric Vent Kit



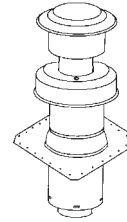
### Replacement Parts

Model	Used On	Description
<b>02435647000</b> .....	MG9S060 .....	Blower Motor
<b>02432055000</b> .....	MG9S080 .....	Blower Motor
<b>02435735000</b> .....	MG9S100 .....	Blower Motor
<b>02435763000</b> .....	MG9S060 & 080 .....	Capacitor 10mfd 370vac
<b>02435764000</b> .....	MG9S060 & 080 .....	Capacitor 15mfd 370vac
<b>02619654709</b> .....	MG9S060 .....	Blower Wheel
<b>02619654014</b> .....	MG9S080 & 100 .....	Blower Wheel
<b>32642583000</b> .....	MG9S060 to 100 .....	Combustion Motor
<b>33103010000</b> .....	MG9S060 to 100 .....	IC Control Board
<b>02532625000</b> .....	MG9S060 to 100 .....	Ignitor
<b>02538979000</b> .....	MG9S060 to 100 .....	IID Gas Valve
<b>02435777000</b> .....	MG9S060 .....	Pressure Switch
<b>02435780000</b> .....	MG9S080 .....	Pressure Switch
<b>02435779000</b> .....	MG9S100 .....	Pressure Switch
<b>2940A3541</b> .....	MG9S060 to 100 .....	Transformer ( 115v 40va )
<b>02541318000</b> .....	MG9S060 to 100 .....	Manual Reset Limit Switch (2each)
<b>02541321000</b> .....	MG9S060 to 100 .....	Temperature Control
<b>02435738000</b> .....	MG9S060 to 100 .....	Door Switch

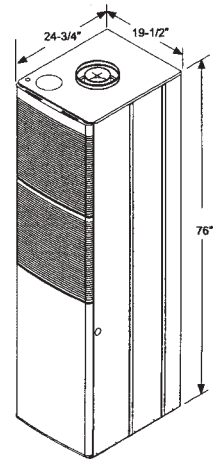


**76" Tall Mobile Home Gas Furnaces**

- ◆ Air ready, Includes fan relay, coil cabinet, & filter
- ◆ On Board Diagnostics
- ◆ Convertible Natural to LPG (Includes orifices)
- ◆ Hot Surface Ignition
- ◆ 2 Year Parts & 1 Year Labor Warranty
- ◆ 10 Year Heat Exchanger Warranty Labor Not Included

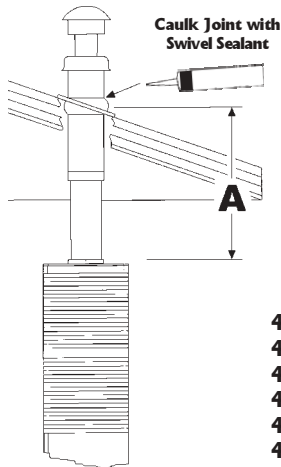


(See below for selection of Lengths)  
**Roof Jack**



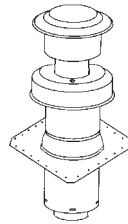
Model	Type	BTU'S Input	BTU'S LPG Output	Afue LPG	BTU'S Nat. Output	Afue Natural	* Blower Capacity
DGAA056	HSI	56,000	45,000	80.0%	45,000	80.0%	4 Ton
DGAA070	HSI	70,000	56,000	80.0%	56,000	80.0%	4 Ton
DGAA077	HSI	77,000	62,000	80.0%	62,000	80.0%	4 Ton
DGAA090	HSI	90,000	72,000	80.0%	72,000	80.0%	4 Ton

\* Requires the addition of 7900-7751 blower with over 4 Ton Air Conditioner



**ROOF JACK For GAS & OIL FURNACES**

- ◆ Adjustable Pitch Flange Flat to 6/12




Flange to Furnace Dimension A

4000.7101	10" to 19"
4000.7121	15" to 26"
4000.7141	23" to 44"
4000.7151	30" to 56"
4000.7171 (Discontinued)	67" to 97"
4000-4241	Swivel Joint Sealant (REQUIRED)

*Replacement Parts*

Model	Used On	Description		
7900-7611	DGAA056 to 90	Lower Door		
7900-7631	DGAA056 to 90	Upper Door		
02431950000	DGAA0xx BDTA	Motor 1/3 hp 1075 rpm		
02435603000	DGAA0xx BDTB	Motor 1/3 hp 1075 rpm		
02435602000	DGAA056 to 90	Capcitor 7.5mfd 440vac		
02619654703	DGAA056 to 90	Blower Wheel 10 x 8 CCW		
37319801821	DGAA056 to 90	Vent Motor Assembly		
03101932002	DGAA056 to 90	IC Board		
32541021000	DGAA056 to 90	Ignitor		
02535354000	DGAA056 to 90	Flame Sensor		
02543267000	DGAA056 to 90	IID Gas Valve		
32435972000	DGAA056 to 90	Prsssre Switch		
2940A3541	DGAA056 to 90	Transformer ( 115v 40va )		
02535358000	DGAA056 to 90	Manual Reset Limit Switch		
02535380000	DGAA056 & 70	Limit Switch		
02535381000	DGAA077 & 90	Limit Switch		
<b>Orifice</b>	<b>DGAA056</b>	<b>DGAA070</b>	<b>DGAA077</b>	<b>DGAA090</b>
Natural	9951-1361	9951-1541	9951-1611	9951-1801
LP	9951-0821	9951-0931	9951-0981	9951-1061



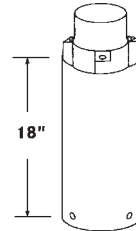
**Backflow Damper**

Prevents blowback from Package A/C through furnace

Install in Bottom of Gas Furnace

7900-6771 ..... Back Flow Damper

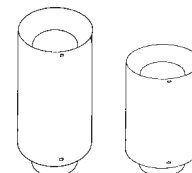
**Outside Roof Jack Extension for Gas Furnaces**



**NOTE:**  
For use in areas with heavy snow or high winds. For use only above the outside roof.

7680B6541 .. 18" Outside Extension

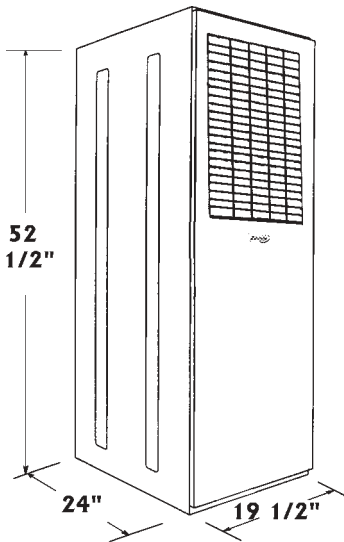
**Inside Roof Jack Extension for Gas Furnaces**



7900A6111 ..... 11" Extension Inside  
7900A6171 ..... 17" Extension Inside



## Mobile Home Electric Furnaces



- ◆ Air Conditioning Ready Furnace (Includes fan relay & coil cabinet)
- ◆ Blower Capacity to 4 Tons, Optional Large Capacity Blower Available
- ◆ Front Louvered Door with Filter & a top Filter
- ◆ Requires Coil Shelf, Insulation, and Drain for A/C (See Below)
- ◆ Circuit Breaker Protection
- ◆ 2 Year Parts & 1 Year Labor Warranty

Model	KW	BTU'S
<b>EB12D</b> ....	11.4 ...	39,000
<b>EB15D</b> ....	15.0 ...	51,000
<b>EB17D</b> ....	16.4 ...	56,000
<b>EB20D</b> ....	19.6 ...	67,000
<b>EB23D</b> ....	22.6 ...	77,000

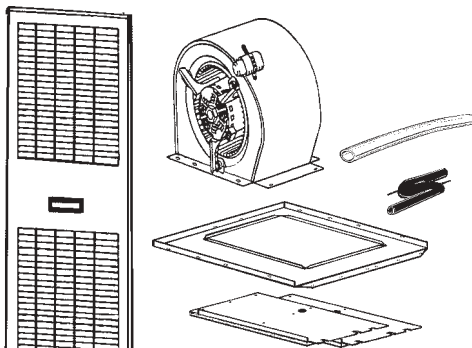
Single Circuit	
Max Fuse	Wire
70 amp .....	#6
90 amp .....	#4
90 amp .....	#3
110 amp .....	#2
125 amp .....	#1

Use Jumper Bars # 3500-378P

Dual Circuit			
Circuit Number 1		Circuit Number 2	
Max Fuse	Wire	Max Fuse	Wire
N/A	N/A	N/A	N/A
60 am .....	#6	30 amp ..	#10
60 amp ....	#6	30 amp ..	#10
60 amp ....	#6	50 amp ...	# 8
60 amp ....	#6	60 amp ...	# 6

### Full Louvered Door & Large Capacity Blower Kit

Required when installing a 5 Ton A/C or 4 Ton H.P.



3501.9311 Door Required when using this blower

- 3501.9311 ..... Full Louver Door
- 3500-7901 ..... Large Capacity Blower Kit

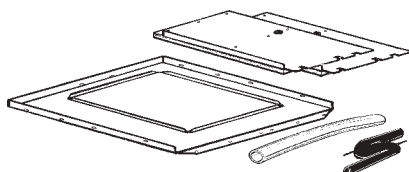
### Replacement Parts

Model	Used On	Description
<b>02427651000</b> .....	EB12D to EB23D .....	Motor 1/3 hp 950 rpm
<b>02435602000</b> .....	EB12D to EB23D .....	Capcitor 7.5mfd 440vac
<b>02632627700</b> .....	EB12D to EB23D .....	Blower Wheel 10 x 8
<b>3500-377P/A</b> .....	EB12D to EB23D .....	60 Amp Breaker ( 2 Req, )
<b>3110-3571</b> .....	EB12D .....	Sequencer
<b>02435341000</b> .....	EB15/17D .....	Sequencer
<b>3120A3571</b> .....	EB20/23D .....	Sequencer
<b>3110-3301</b> .....	EB12D to EB23D .....	Blower Relay
<b>02538747000</b> .....	EB12D to EB23D .....	Hgt & Cool 4Wire Stat
<b>3300-3861</b> .....	EB12D to EB23D .....	Transformer ( 240v 40va )
<b>02541237000</b> .....	EB15D .....	4.8 kw Element w/Limit
<b>02541239000</b> .....	EB17D .....	5.6 kw Element w/Limit
<b>02541236000</b> .....	EB15D & EB20D(2) .....	9.6 kw Element w/Limit
<b>02541240000</b> .....	EB17D & EB23D .....	10.4 kw Element w/Limit
<b>02541238000</b> .....	EB12D & EB23D .....	11.2 kw Element w/Limit
<b>02435663000</b> .....	EB12D to EB23D .....	Fusable Link
<b>02541249000</b> .....	EB12D to EB23D .....	Limit Switch

### Items Needed for Upflow Convension

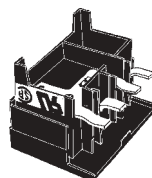
- 3500.9111** ..... Solid Door
- 3500-7211/A** ..... Upflow Door Kit
- 3500-8961** ..... Upflow Shelf Kit
- 3500-5451** ..... Front Air Box

### A-COIL Electric Furnace Shelf Kit



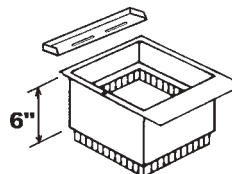
- Model **3500-8941/B** ..... Downflow Electric

### Single Circuit Jumper Bar



- 3500-378P** .. Jumper Bar

### Duct Connectors for Gas & Electric Furnaces



- 7990-6261** ..... Duct Connector

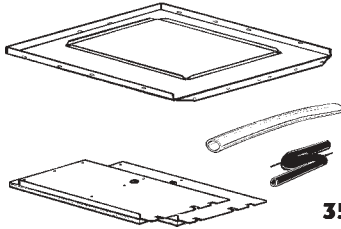
### Mobile Home 4 Wire H&C Thermostats



- 02538747000** . H&C Stat



**EB Series  
Electric Furnace  
Shelf Kit**

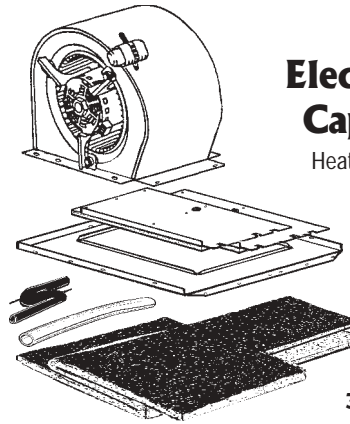


**Coil Shelf Kit Includes:**  
Coil-Shelf, P-Trap, Drain Hose,  
Drain Hose Clamps,  
& Shelf Panels,

Model	Application
<b>3500-8941/B</b> ...	Downflow Electric
<b>3500-8961</b> .....	Upflow Electric

**EB Series  
Electric Furnace Large  
Capacity Blower Kit**

Heat Pumps over 3 1/2 ton A/C over 4 ton



**Large Capacity Blower Kit Includes:**  
Blower, Coil-Shelf, P-Trap,  
Drain Hose, Drain Hose Clamps,  
Coil Cavity Insulation & Shelf Panels,

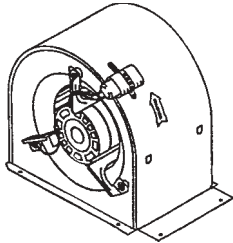
*3501.9311 Door Required when  
using this blower*

Model	Description
<b>3500.7901</b> .....	Blower Kit

Replacement Parts

Model	Description
<b>02427667000</b> ...	3/4HP Fan Motor 1050rpm 4 Speed
<b>02420046700</b> .....	10 mfd 370 vac Capacitor
<b>3300-3611</b> .....	Blower Wheel
<b>8680-5391</b> .....	Motor Clamp

**Older Coleman  
EB-A or 3500  
Electric Furnace  
Blower\***



Max Heat Pumps 3 1/2 ton & A/C 4 ton

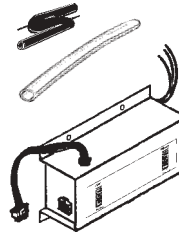
Model	Description
<b>3500.6901</b> .....	Blower Assembly

\* 3500-8941 Shelf Kit & 3500-5841/B Control Box are  
Required when Installing AC on a EB-A or 3500 Model Furnace

Replacement Parts

Model	Description
<b>02427651000</b> .....	1/3HP Fan Motor 950rpm 4 Speed
<b>02435602000</b> .....	7.5 mfd 440 Vac Capacitor
<b>02632627700</b> .....	Blower Wheel 10 x 8 CCW
<b>8680-5391</b> .....	MotorClamp

**2 Wide A/C Control Box  
Fits EB-A & 3500  
Coleman Electric Furnace**

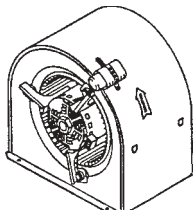


Model	Description
<b>3500-5821/B</b> ....	Control Box Kit

Replacement Parts

See Below

**DGAA Series Gas Large Capacity Blowers**



Model	Application
<b>7900-7751</b> .....	H.P. over 3-1/2 Ton & A/C over 4 Ton
<b>7900-7741/A*</b> .....	H.P. to 3-1/2 Ton & A/C to 4 Ton

Replacement Parts for 7900-7751

Model	Description
<b>02431975000</b> .....	3/4HP Fan Motor 115V
<b>02421062700</b> .....	20 mfd 370 Vac Capacitor
<b>02619654703</b> .....	Blower Wheel 10 x 8 CCW

\* Original Blower for DGAA furnace's

**9336C6901 AC Blower-Nordyne Gas**

<b>9336-3239</b> .....	1/3 HP Fan Motor 1140rpm
------------------------	--------------------------

**9536-7351 AC Blower-Nordyne ELE**

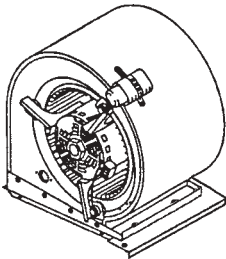
<b>02427607000</b> .....	1/3 HP Fan Motor 925rpm
--------------------------	-------------------------

**9005790 Nordyne AC Blower**

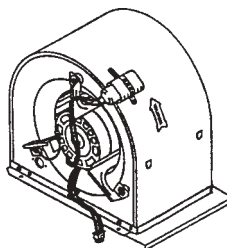
<b>902128</b> .....	1/2 HP Fan Motor 4 Speed
---------------------	--------------------------

**Older Coleman DGAT or 7900  
Gas Furnace Blowers & Control Box**

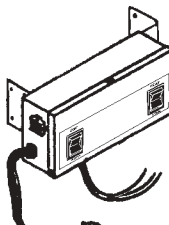
Model	Description
<b>7900-6051/C</b> .....	H.P. & A/C 4 Ton
<b>7900-6061/A</b> .....	H.P. & A/C to 3-1/2 Ton
<b>7900-6021/B</b> .....	2 Wire AC Control Box



7900-6051/C



7900-6061/A



7900-6021/B

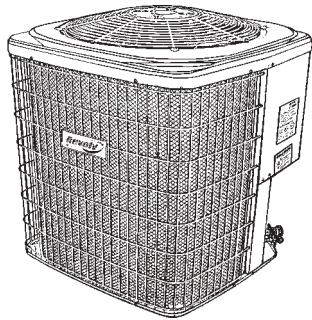
Replacement Parts

Model	Used On	Description
<b>7670-3521</b> .....	7900-6021/B	H & C Switch
<b>7670-3531</b> .....	7900-6021/B	Cont/Auto Fan Switch
<b>3030-3791</b> .....	7900-6021/B	Relay
<b>S1-90-293Q(Disc)</b>	7900-6021/B	Blower Relay
<b>2940A3541</b> .....	7900-6021/B	Transformer ( 115v 40va )
<b>02624069700</b> .....	7900-6061/A	Blower Wheel
<b>1468-2309</b> .....	7900-6061/A	1/3 HP Fan Motor
<b>02435602000</b> .....	6061 & 6051	7.5 mfd 440 Vac Capacitor
<b>02636293000</b> .....	7900-6051/C	Blower Wheel
<b>1468-235P/A</b> .....	7900-6051/C	1/2 HP Fan Motor

**Older Coleman Control Box Parts**

Model	Used On	Description
<b>3110-3321</b> .....	3500-5821/B	H & C Switch
<b>3110-3331</b> .....	3500-5821/B	Cont/Auto Fan Switch
<b>621867*</b> .....	3500-5821/B	Thermostat Relay
<b>3110-3301</b> .....	3500-5821/B	Blower Relay
<b>3300-3861</b> .....	3500-5821/B	Transformer ( 240v 40va )
<b>3500-6161</b> .....	3500-5821/B	Wiring Bundle
<b>S1-S90-293Q(Disc)</b>	7900A6041	Blower Relay
<b>S1-S90-360</b> .....	7900A6041	Isolating Relay
<b>2940A3541</b> .....	7900A6041	Transformer ( 115v 40va )
<b>02538747000</b> .....	7900A6041	H & C Thermostat
<b>7670-3071</b> .....	7900-6021	Sequencer

\* N.O. Terminals 2 & 4 are not used (Replaces 3110-3311/A)



**NEW MICROCHANNEL TECHNOLOGY**

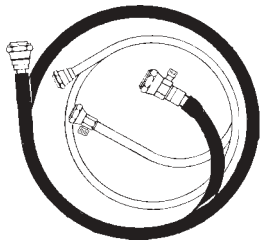
## 13 SEER Split-System Air Conditioners 410A



- ◆ 13 S.E.E.R. (Seasonal Energy Efficiency Rating) R-410A
- ◆ Microchannel Technology gives Greater Heat Transfer allowing Units to be Smaller, Lighter, & use Less Refrigerant
- ◆ Plastic Mesh Coil-Wrap for Extra Coil Protection
- ◆ AccuCharge<sup>TH</sup> Fittings
- ◆ Filter Drier to protect compressor
- ◆ Parts & Labor Warranty

\*55ft. Copper Wire at 230 Volt  
31 ft with GCGD60Q4A

Model	BTU'S	SEER	Length	Width	Height	Max Breaker	Wire Size*	Unit Charge
CCGD24Q4A	.. 23,400	.. 13	.. 23.5" .....	23.5"	..... 28"	.... 20 amp	.. 10/2G	... 2lb 10oz.
CCGD30Q4A	.. 28,000	.. 13	.. 23.5" .....	23.5"	..... 28"	.... 25 amp	.. 10/2G	... 2lb 11oz.
CCGD36Q4A	.. 34,000	.. 13	.. 29" .....	29"	..... 28"	.... 30 amp	.. 10/2G	... 3lb 6oz.
CCGD42Q4A	.. 40,000	.. 13	.. 29" .....	29"	..... 30"	.... 35 amp	.. 10/2G	... 3lb 1oz.
CCGD48Q4A	.. 44,000	.. 13	.. 29" .....	29"	..... 30"	.... 35 amp	.. 10/2G	... 3lb 9oz.
GCGD60Q4A	.. 51,000	.. 13	.. 33.625" ...	33.625"	.. 32"....	60 amp	.. 10/2G	... 4lb 2oz.



### Pre-Charged 410A Copper Line Sets for A/C and H.P.

- ◆ AccuCharge<sup>TH</sup> Fittings
- ◆ Pre-Charged\*\*
- ◆ Insulated Suction Line


Model	Length	Suction	Insulation	Liquid	Charge**
4463Q2031	.20 ft. ....	3/4"	..... 1/2"	..... 3/8"	..... 13oz.
4473Q2031	.20 ft. ....	7/8"	..... 1/2"	..... 3/8"	..... 13oz.
4473Q2531	.25 ft. ....	7/8"	..... 1/2"	..... 3/8"	..... 19oz.
4473Q3031	.30 ft. ....	7/8"	..... 1/2"	..... 3/8"	..... 19oz.
4473Q4031	.40 ft. ....	7/8"	..... 1/2"	..... 3/8"	..... 26oz.
4473Q5031	.50 ft. ....	7/8"	..... 1/2"	..... 3/8"	..... 32oz.

### Stub Kit



- 4573Q2201 ..... High & Low side Female Stubs w/port
- 1300-111P ..... O-Ring Kit
- SAFETY CAP ..... High or Low side Safety Caps-Each

### Mobile Home 13seer "A" Coils w/410A TXV



- ◆ Pre-Installed TXV
- ◆ Non-Rusting PVC Drain Pan
- ◆ AccuCharge<sup>TH</sup> Fittings
- ◆ Pre-charged with 8oz. 410A
- ◆ Includes Flex Drain Tube (P-Trap Compatible)

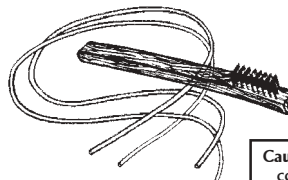
Model	Use With	Height	Width	Depth
1830M4A	..CCGD24Q4A & 30	..... 14"	..... 18"	.. 19-5/8"
1836M4A	..CCGD36Q4A	..... 18"	..... 18"	.. 19-5/8"
1844M4A	..CCGD42Q4A	..... 16-1/2"	.. 18"	.. 19-5/8"
1854M4A	..CCGD48Q4A & 60	..... 18-1/2"	.. 18"	.. 19-5/8"

### Replacement Parts

Model	Used On	Description
01504076004	..... CCGD24Q4A	..... Compressor
01504077004	..... CCGD30Q4A	..... Compressor
01504078004	..... CCGD36Q4A	..... Compressor
01504079004	..... CCGD42Q4A	..... Compressor
01504080004	..... CCGD48Q4A	..... Compressor
01503595004	..... GCGD60Q4A	..... Compressor
02531884000	..... All	..... Compressor Wire Plug
02922195000	..... All	..... Filter Drier
02535359000	..... All	..... Pressure Switch 650/450
02423998700	..... CCGD24Q4A & 30	..... Run Capacitor (35/5)
02425893700	..... CCGD36Q4A	..... Run Capacitor (40/5)
02425120700	..... CCGD42Q4A & 42	..... Run Capacitor (45/5)
02427616000	..... GCGD60Q4A	..... Run Capacitor (70/5)
02427531000	..... CCGD24Q4A to 48	..... 30 Amp Contactor
02425837700	..... GCGD60Q4A	..... 40 Amp Contactor
02435328000	..... CCGD24Q4A	..... 1/8 hp 1075 rpm Motor
02426020700	..... CCGD30Q4A	..... 1/4 hp 1100 rpm Motor
02435819000	..... CCGD36Q4A to 60	..... 1/4 hp 850 rpm Motor
02642444000	..... CCGD24Q4A & 30	..... 17.5" 3 Blade Fan Blade
02634094000	..... CCGD36Q4A	..... 22" 3 Blade Fan Blade
02642491000	..... CCGD42Q4A & 48	..... 22" 3 Blade Fan Blade
02631361000	..... GCGD60Q4A	..... 24" 3 Blade Fan Blade

### Microchannel Condensor Coil Repair Kit

Kit Contains two 18" OMNI brazing filler metal and 8" Stainless Steel Welder's Small Brush




Caution: Oxy-acetylene may overheat & damage coil. Air-acetylene or Mapp gas is recommended.

37327803001 ..... Microchannel Condensor Coil Repair Kit



**15\* SEER Split-System Heat Pump 410A**



- ◆ 15\* S.E.E.R. (Seasonal Energy Efficiency Rating) R-410A
- ◆ UP to 8.5 HSPF
- ◆ Copper Tube Coil
- ◆ AccuCharge<sup>TH</sup> Fittings
- ◆ High Temperature Safety Switch
- ◆ High Pressure Safety Switch
- ◆ Parts & Labor Warranty


Condensator	Nominal Tons Capacity**	HSPF*	Length	Width	Height	Breaker Size	
						Min	Max
<b>CHJD24Q4A</b> .....	2 .....	8.5 .....	34" .....	34" .....	32" .....	20A ..	30A
<b>CHJD30Q4A</b> .....	2-1/2 .....	8.5 .....	34" .....	34" .....	36" .....	20A ..	30A
<b>CHJD36Q4A</b> .....	3 .....	8.5 .....	34" .....	34" .....	40" .....	25A ..	30A
<b>CHJD42Q4A</b> .....	3-1/2 .....	8.5 .....	34" .....	34" .....	40" .....	30A ..	45A
<b>CHJD48Q4A</b> .....	4 .....	8.5 .....	34" .....	34" .....	40" .....	30A ..	50A

\*When used with High Efficiency Accessories and A-Coil Listed below used on a EB or E2/E3 Electric Furnace

\*\*The heat/cool capacities are listed in ARI.

**15\* SEER HP "A" Coils w/410A TXV**

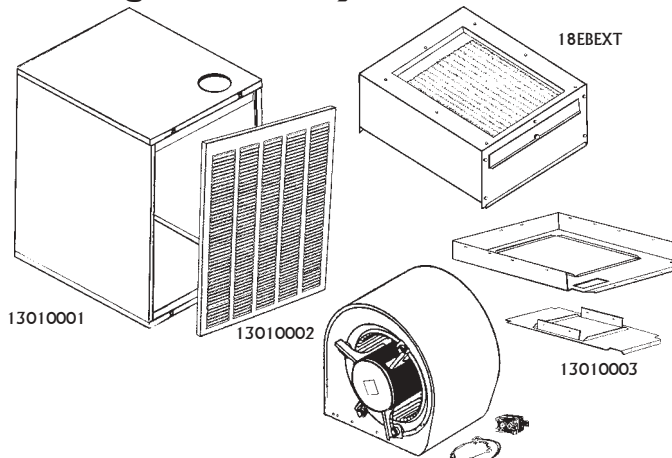
- ◆ Pre-Installed TXV
- ◆ Non-Rusting PVC Drain Pan
- ◆ AccuCharge<sup>TH</sup> Fittings
- ◆ Pre-charged with 8oz. 410A
- ◆ Includes Flex Drain Tube (P-Trap Compatible)



\*When used with High Efficiency Accessories on EB or E2/E3 Furnace with a CHJD Heat Pump

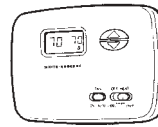
Model	Use With	Height	Width	Depth
<b>1836M4A</b> .....	CHJD24 .....	18" .....	18" .....	19-5/8"
<b>1854M4A</b> .....	CHJD30 .....	18-1/2" ..	18" .....	19-5/8"
<b>1856M4A</b> .....	CHJD36 to 48 .....	24-1/2" ..	18" .....	19-5/8"

**High Efficiency Accessories**

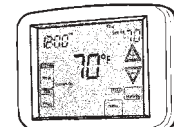


Model	Use With	Description
<b>08250003</b> .....	EB Electric Furnace .....	X13 Blower
<b>18EBEXT</b> .....	EB Electric Furnace .....	Furnace Extension Kit
<b>13010003</b> .....	EB Electric Furnace .....	High Flow Shelf Kit
<b>08250002</b> .....	E2/E3 Electric Furnace .....	X13 Blower
<b>13010001</b> .....	E2/E3 Electric Furnace .....	Ex-Large Coil Cabinet
<b>13010002</b> .....	E2/E3 Electric Furnace .....	Louvered Grill for Cabinet

**Heat Pump Thermostats**



111005



111010

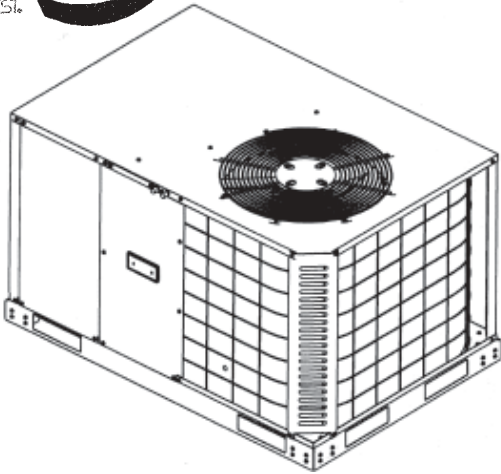
- 111005** ..... LCD Heat Pump Thermostat for Electric Furnaces
- 111010** ..... Digital Dual Fuel Heat Pump Thermostat
- 7970-368P** ..... Programmable H.P. Thermostat for Ele.Furnaces

Replacement Parts

Model	Used On	Description
<b>01504141004</b> .....	CHJD24 .....	Compressor
<b>01504142004</b> .....	CHJD30 .....	Compressor
<b>01504228004</b> .....	CHJD36 .....	Compressor
<b>01504229004</b> .....	CHJD42 .....	Compressor
<b>01503960004</b> .....	CHJD48 .....	Compressor
<b>02541088000</b> .....	CHJD24 & 30 .....	Compressor Wiring Plug
<b>02531884000</b> .....	CHJD36 to 48 .....	Compressor Wiring Plug
<b>52636219000</b> .....	ALL .....	Filter Drier
<b>02425859700</b> .....	CHJD24 .....	Run Capacitor (35/5)
<b>02425894700</b> .....	CHJD30 .....	Run Capacitor (40/5)
<b>02425120700</b> .....	CHJD36 .....	Run Capacitor (45/5)
<b>02425049700</b> .....	CHJD42 .....	Run Capacitor (55/5)
<b>02432083000</b> .....	CHJD42 .....	Run Capacitor (60/5)
<b>02427531000</b> .....	ALL .....	30 Amp Contactor
<b>02435328000</b> .....	CHJD24 .....	1/8hp 1075rpm Motor
<b>02435819000</b> .....	CHJD30 to 48 .....	1/4hp 850rpm Motor
<b>32634097000</b> .....	CHJD24 .....	24" 2 Blade Fan Blade
<b>02642434000</b> .....	CHJD30 to 48 .....	24" 2 Blade Fan Blade
<b>03101276000</b> .....	ALL .....	Temperature Sensor-Coil
<b>02532701016</b> .....	ALL ..	Temperature Sensor-Ambient
<b>33101975102</b> .....	ALL .....	Defrost Control
<b>02541264000</b> .....	ALL .....	Pressure switch-Low
<b>02535359000</b> .....	ALL .....	Pressure switch-High
<b>02530215002</b> .....	ALL .....	Solenoid Coil
<b>02542731000</b> .....	CHJD24 to 36 .....	Reversing Valve
<b>02533307002</b> .....	CHJD42 .....	Reversing Valve
<b>02542730000</b> .....	CHJD48 .....	Reversing Valve
<b>02541346000</b> .....	CHJD24 & 30 .....	TXV
<b>02538739036</b> .....	CHJD36 & 42 .....	TXV
<b>02538739042</b> .....	CHJD48 .....	TXV



## 13 SEER 410A Package Heat Pump



- ◆ Raised Base Rails Control Defrost Water
- ◆ Automatic Defrost
- ◆ Single Point Power Connection Heat Packages
- ◆ Solid State Control Center
- ◆ PVC Coated Fan & Coil Guards
- ◆ Pre-Charged Refrigerant System
- ◆ Filter Drier
- ◆ Round Supply & Return Collars
- ◆ Parts & Labor Warranty

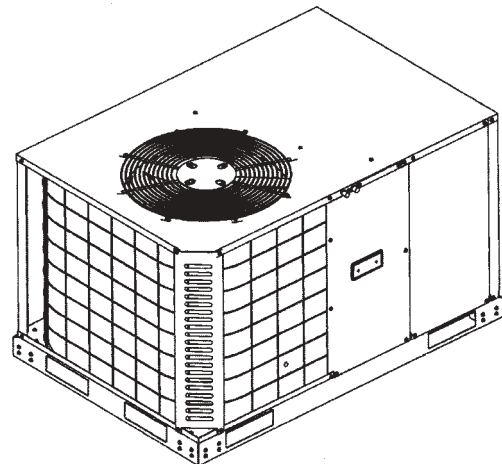
Model	Cooling BTU's	Heating BTU's @ 47 Degrees	Duct Flanges	Length	Width	Height	Breaker HP Only*
<b>UB024 ...</b>	22,600	20,000	12"	47-1/4"	32-13/16"	30-15/16"	30 amp
<b>UB030 ...</b>	28,000	26,500	12"	47-1/4"	32-13/16"	30-15/16"	30 amp
<b>UB036 ...</b>	36,200	32,000	12"	47-1/4"	32-13/16"	30-15/16"	35 amp
<b>UB042 ...</b>	40,200	38,300	14"	57-9/16"	32-13/16"	34-15/16"	50 amp
<b>UB048 ...</b>	46,500	43,000	14"	57-9/16"	32-13/16"	34-15/16"	50 amp
<b>UB060 ...</b>	53,000	50,000	14"	57-9/16"	32-13/16"	34-15/16"	60 amp

\* See Tech Spec for sizing Breaker and Wiring when Heat Package is added to Heat Pump Circuit



## 13 SEER 410A Package Air Conditioner

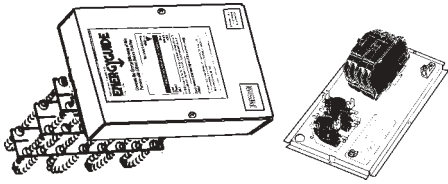
- ◆ Raised Base Rails
- ◆ PVC Coated Fan & Coil Guards
- ◆ Pre-Charged Refrigerant System
- ◆ Filter Drier
- ◆ Round Supply & Return Collars
- ◆ Parts & Labor Warranty



Model	Cooling BTU's	Duct Flanges	Length	Width	Height	Breaker Size
<b>NL024*</b>	23,300	12"	47-1/4"	32-13/16"	30-15/16"	20 amp
<b>NL030*</b>	30,200	12"	47-1/4"	32-13/16"	30-15/16"	25 amp
<b>NL036*</b>	35,400	12"	47-1/4"	32-13/16"	30-15/16"	30 amp
<b>NL042 ...</b>	40,200	12"	47-1/4"	32-13/16"	30-15/16"	35 amp
<b>NL048 ...</b>	46,500	14"	57-9/16"	32-13/16"	34-15/16"	45 amp
<b>NL060 ...</b>	55,800	14"	57-9/16"	32-13/16"	34-15/16"	60 amp

\* 09WSJ-1 Blower Speed Change Relay Kit - Needed When Heat Package Installed

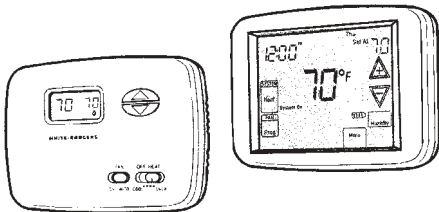
**Heat Packages for Packaged Systems**



NL024 to NL036 a **09WSJ-1**  
Relay Kit Required to  
Add Heat Package

- KW BTU's Cir#1 \*Cir#2\***  
**09WSJ0502** ... 4.8 .. 16,300 30amp .. N/A  
**09WSJ1002** ... 9.6 .. 32,600 60amp .. N/A  
**09WSJ1502B** 14.3. 48,900 30amp 60amp  
 \* BreakerSize Required for Circuit-1 & Circuit-2

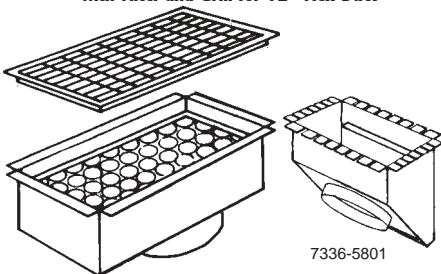
**H/P THERMOSTATS**



- 111005** .....LCD Heat Pump Thermostat  
**111010** .... Digital Dual Fuel HPThermostat  
**7970-368P** .....Programable H.P. Thermostat

**Sheet Metal Kit**

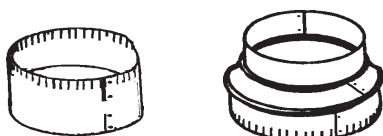
with Filter and Grill for 12" Flex Duct



- 112012**.....Sheet Metal Kit  
**Extra Parts**

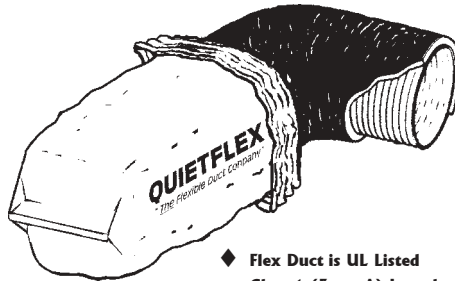
- 15983**.....12"x 20"x 1" Filter  
**111064**.....12"x 20"Floor Grill  
**7336-5801**.....Duct Connector

**Flex Duct Connector**



- 15928/15928R** ..... 10" Start Collar  
**15930/15930R** ..... 12" Start Collar  
**15932/15932R** ..... 14" Start Collar  
**15920S** ..... 12" x 10" Reducer  
**15918S** ..... 14" x 12" Reducer

**Insulated Flex Duct**




- ◆ Flex Duct is UL Listed Class 1 (Form A) Issued No. F-564,072 Flex Duct

- 15912/15913** ..... 10" Flex 25 ft. Long  
**15914/15915** ..... 12" Flex 25 ft. Long  
**15916/15917** ..... 14" Flex 25 ft. Long



**NL & PAC PackagUnit 12" Duct Flanges**

- 7436-2781** ..... 12" Duct Flange- EACH



**Poly Webbing Duct Hanging Strap**

2" x 300 Ft.

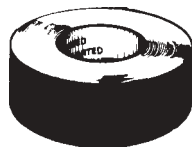
- 15926**..... 2" x 300ft. Roll

**Flex Duct Nylon Straps**



- ◆ High Tensile Strength
- ◆ Tapered tail inserts into self-locking head

- 13100** ..... 36" Nylon Strap  
**15923** ..... 43" Nylon Strap  
**15925/15927** ..... 48" Nylon Strap



**Bottom Board Black Max Tape**

2" Wide x 36 Yards

- 30086** ..... Black Max Tape



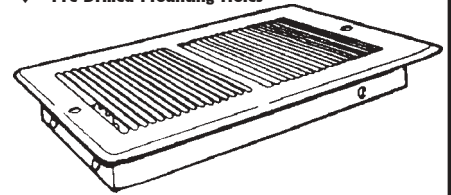
**Black Belly Tape**

2" Wide x 60 Yards

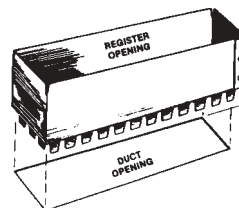
- 30085** ..... Black Belly Tape

**Metal Floor Registers**

- ◆ Adjustable Damper
- ◆ Pre-Drilled Mounting Holes



Model	Size	Color
<b>111047</b> .....	4" x 8" .....	Brown
<b>111056</b> .....	4" x 8" .....	White
<b>111048</b> .....	6" x 6" .....	Brown
<b>111049</b> .....	4" x 10" .....	Brown
<b>111055</b> .....	4" x 10" .....	White
<b>111051</b> .....	4" x 12" .....	Brown



**Register Collars**

- 13150** ..... 4" x 8" x 6" Deep  
**13152** ..... 4" x 10" x 6" Deep  
**13156** ..... 4" x 10" x 10" Deep

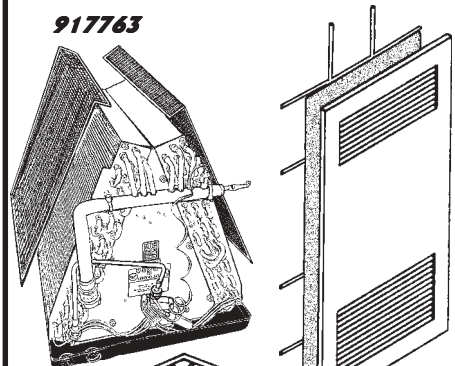
**M/H Thermostats**



- 111009** ..... H&C Stat 5-Wire  
**02538747000** ..... H&C Stat 4-Wire  
**02538252000** ..... 2 Wire Heat Only

**M/H Furnace Filters**

**917763**



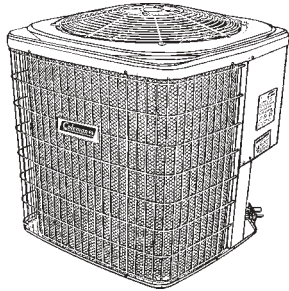
- 7660-3401**  
**7670-3451**  
**1214-2511**  
**15985**

- 917763** ..... 2-Piece Metal A-Coil Filter  
**7660-3401** ..... Foam Door Filter  
**7670-3451** ..... Retainer  
**1214-2511/15985** ..... 16"x20"x1"






## 13 SEER Split-System Air Conditioners Sweat Connect 410A Units



- ◆ 13 S.E.E.R. (Seasonal Energy Efficiency Rating) R-410A
- ◆ Microchannel Technology gives Greater Heat Transfer allowing Units to be Smaller, Lighter, & use Less Refrigerant
- ◆ Plastic Mesh Coil-Wrap for Extra Coil Protection
- ◆ Sweat Connect Refrigerant Line Connections
- ◆ Filter Drier to protect compressor
- ◆ 5 Year Compressor Warranty
- ◆ 5 Years Parts Warranty(Extend to 10 Year with online registrations within 90 days of installation)

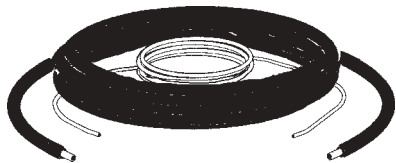
Model	BTU'S	SEER	Length	Width	Height	Max Breaker	Wire Size
TCGD30S4A ...	29,000	13	28"	24"	28.25"	25 amp	10/2G
TCGD36S4A ...	35,000	13	29.5"	29.5"	28.25"	30 amp	10/2G
TCGD42S4A ...	42,000	13	29.5"	29.5"	30.25"	35 amp	10/2G
TCGD48S4A ...	48,000	13	29.5"	29.5"	30.25"	35 amp	10/2G



### M/H 13seer "A" Coils w/410A

- ◆ Pre-Installed TXV
- ◆ Easy Sweat on Connections
- ◆ Non-Rusting PVC Drain Pan
- ◆ Includes Flex Drain Tube (P-Trap Compatible)

Model	Use With	Height	Width	Depth
1836S4A ...	TCGD 30 to 36	18"	18"	19-5/8"
1854S4A ...	TCGD 42 to 48	18-1/2"	18"	19-5/8"



### 25 Feet Sweat Line Set

Model	Length	Suction	Insulation	Liquid
6463S2541 ..	25 ft.	3/4"	1/2"	3/8"
6463S3541 ..	35 ft.	3/4"	1/2"	3/8"
6473S2541 ..	25 ft.	7/8"	1/2"	3/8"

### AC Kit\* Part Numbers

- 13ACS3025 .... 2-1/2 Ton AC Kit\*
- 13ACS3625 .... 3 Ton AC Kit\*
- 13ACS4225 .... 3-1/2 Ton AC Kit\*
- 13ACS4825 .... 4 Ton AC Kit\*

\*13 Seer R410A Condensor, Matching Mobile Home A-Coil, and a 25feet sweat line set.

### HP Kit\*\* Part Numbers

- 13CHP3625 ... 3 Ton Heat Pump Kit\*\*

\*\*13 Seer R410A HP Condensor, Matching Mobile Home A-Coil, and a 25feet sweat line set.


### 13 SEER

### Nitrogen Charged Replacement Condensers\*

- ◆ 13 S.E.E.R. Use with R22
- ◆ Sweat Connections
- ◆ 5 Parts Warranty

Model	BTU'S	SEER
GCGD24S2 .....	24,000	13
GCGD30S2 .....	29,000	13
GCGD36S2 .....	35,000	13
GCGD42S2 .....	42,000	13
GCGD48S2 .....	48,000	13

\*While Supplies Last - Brands may vary.



### Mobile Home Sweat "A" Coils R22

- ◆ Pre-Installed TXV
- ◆ Non-Rusting PVC Drain Pan
- ◆ Includes Flex Drain Tube (P-Trap Compatible)

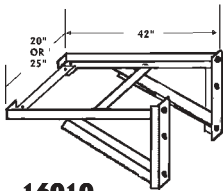
Model	Size	Refg	Height	Width	Depth
1836SA .....	2 to 3 Ton	R22	18"	18"	19-5/8"
1854SA .....	3.5 to 5 Ton	R22	18-1/2"	18"	19-5/8"

#### A-Coil Replacement Parts

Model	Used On	Description
6324-5101 .....	Most Older Coleman MH Coils	Drain Pan
99-9111-01 .....	18xxQx	Drain Pan
R72DB0003 .....	1830 & 36 for R410A	TXV
R72DB0004 ...	1843, 49, 54, & 56 for R410A	TXV
R72DB0005 .....	1830 & 1836 for R22	TXV
R72DB0006 .	1843/1849/1854/1856 for R22	TXV

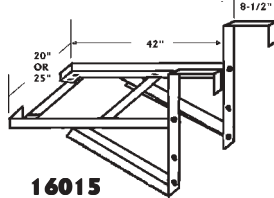
**AIR CONDITIONER FOUNDATION BRACKETS**

Perfect with Basement Sets  
Hang Condensor on Foundation



**16010**

16010 ..... Bolt Thru Bracket

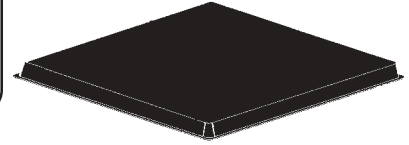


**16015**

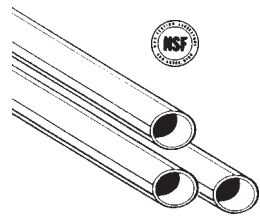
16015 ..... Hook Over Bracket

**AIR CONDITIONER PADS**

Light Weight and Super  
Strong Ultraviolet  
Resistant, will not Curl  
with Black or Gray  
Textured Finish



Part	Dimensions	Thickness
16008	30" x 30"	2"
16003	32" x 32"	3"
16011	36" x 36"	3"

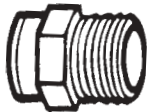


**PVC RIGID PIPE**

**200 PSI**

Length Size


61044 ..... Schedule 20 ... 10' ... 3/4"



PVC Schedule 40

**Male Adapter**

61070 ..... 3/4" x 3/4" MPT



PVC Schedule 40

**Female Adapter**

61075 ..... 3/4"



**PVC Schedule 40 Coupling**

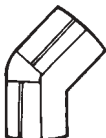
61050 ..... 3/4"



PVC Schedule 40

**Elbow**

61065 ..... 3/4"




PVC Schedule 40

**Elbow**

61049 ..... 3/4"

**All Purpose Cement**

for use on  
PVC, ABS, & CPVC



- 61100 ..... 1/4 Pint
- 61102 ..... 1/2 Pint
- 61104 ..... 1 Pint
- 61103 ..... 1 Quart



**Rain-R-Shine**

**Blue Cement**  
For PVC pipe

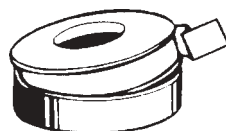
- 61112 ..... 1/4 Pint
- 61105 ..... 1 Pint

**Primer & Cleaners**

for use on PVC, ABS, & CPVC



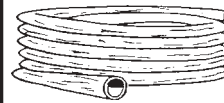
- 61113 ..... 1/4 Pint Cleaner
- 61115 ..... 1/2 Pint Cleaner
- 61117 ..... 1 Pint Cleaner
- 61111 ..... 1/2 Pint Primer



**Teflon Tape**

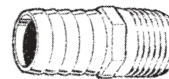
1/2" x 260 Feet

61145 ..... Teflon Tape



**Vinyl Tubing**

12025 ..... 7/8" Clear Vinyl (50 Foot)



**Straight Adapter**

Barb x 3/4" MPT

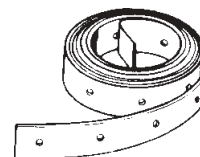
12015 ..... Plastic 3/4" Barb x 3/4" MPT



*Stainless Steel*

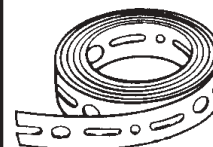
**Gear Clamps**

- |       | Size | Min. Diam | Max. Diam |
|-------|------|-----------|-----------|
| 61156 | #12  | 11/16"    | 1-1/4"    |
| 61158 | #16  | 13/16"    | 1-1/2"    |



*Plastic*  
**Hanger Strap**

61143 ..... 3/4" x 100 ft.



*28 ga. Galv Steel*  
**Twist Slot Hanger Strap**

- 61144 ..... 3/4" x 10 ft.
- 61142 ..... 3/4" x 100 ft.



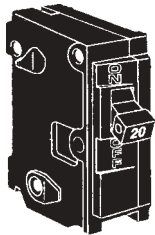
# CIRCUIT BREAKERS

DURHAM SUPPLY

## Interchangeable TYPE CIRCUIT BREAKERS

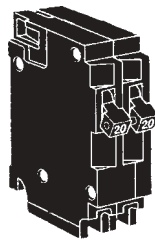
Fit most panelboards that use the breakers outlined in the chart below. Consult the manufacturers specific recommendations to determine breaker compatability for your application.

Brand	Type	Brand	Type
Bryant .....	BR	Murray .....	MP
Westinghouse .....	BR	Siemens .....	OP
Challenger .....	C	GE .....	THQL
Sylvania .....	C	T&B .....	TB




### Single Pole Breaker 1" Wide

- 50001 ..... 15 AMP Single
- 50003 ..... 20 AMP Single
- 50005 ..... 30 AMP Single



### 2-Single Pole Thin Twin Breaker 1" Wide HACR Rated

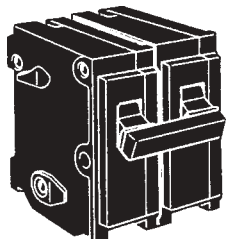
- 50011 ..... 15/15 AMP
- 50013 ..... 20/20 AMP



### Single Pole GFI Breaker 1" Wide


- 50007 ..... 15 AMP GFI

## SIEMENS



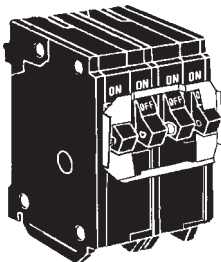
### Two Pole Breaker 2" Wide HACR Rated

- 50045 ..... 25 AMP Double
- 50046 ..... 30 AMP Double
- 50048 ..... 40 AMP Double



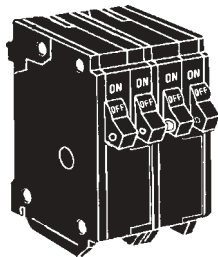
### Two Pole Breaker 2" Wide HACR Rated

- 50015 ..... 20 AMP Double
- 50017 ..... 30 AMP Double
- 50021 ..... 40 AMP Double
- 50023 ..... 50 AMP Double
- 50025 ..... 60 AMP Double
- 50027 ..... 100 AMP Double



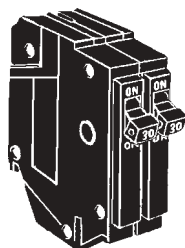
### 2-Two Pole Thin Twin Breaker 2" Wide HACR Rated

- 50082/50098 ..... 20/30 AMP Double
- 50086 ..... 20/40 AMP Double
- 50084 ..... 30/30 AMP Double
- 50088 ..... 30/40 AMP Double
- 50090 ..... 40/40 AMP Double
- 50092 ..... 50/50 AMP Double



### 1-Two Pole 2-One Pole Breaker 2" Wide HACR Rated

- 50070 ..... 1-30 Dbl/2-15 Single
- 50076 ..... 1-40 Dbl/2-20 Single
- 50078 ..... 1-30 Dbl/2-30 Single
- 50080 ..... 1-40 Dbl/2-30 Single




### Non Interchangeable Two Pole THQP Breaker 1" Wide

- 50050 ..... (THQP230) 30 AMP Double

## Homeline

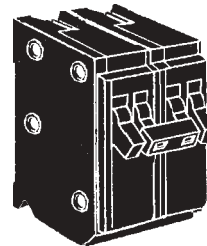
Non  
Interchangeable  
**Two Pole  
Breaker**  
2" Wide  
HACR Rated



- 50030/50032 (HOM220) 20 AMP Double
- 50034 ..... (HOM230) 30 AMP Double
- 50038 ..... (HOM240) 40 AMP Double
- 50042 ..... (HOM260) 60 AMP Double

## Homeline

Non  
Interchangeable  
**1-Two Pole  
2-One Pole  
Breaker**  
2" Wide  
HACR Rated

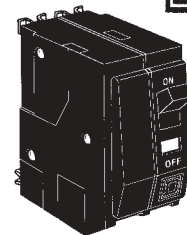


- 50044 ..... 1-20 Dbl/2-30 Single  
(HOMT2020230)

## SQUARE D Breaker



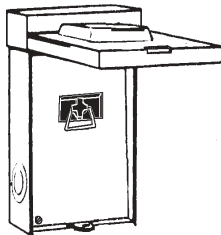
Non  
Interchangeable  
**Two Pole  
Breaker**  
2" Wide



- 50064 ..... (THQP230) 40 AMP Double

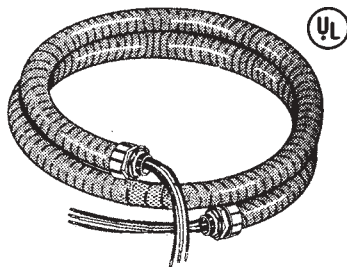
**ds** durham supply

*Outdoor Raintight*  
**Disconnect AC  
Pullout 60 AMP**



50179 ..... Non-Fusible


*Non-Metallic Liquidite*  
**Prewired A/C Kit**  
*Prewired with Connectors*



Size x Lgth Wire

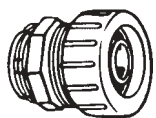
50175 ..... 1/2" x 6' ..... #10

50177 ..... 3/4" x 6' ..... #18



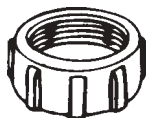
*Liquidite Non-Metallic*  
**Flexible Conduit**  
*100 ft per Roll*

50161 ..... 3/4" Per Ft.




*Liquidite*  
**Conduit Connector**

50166 ..... 1/2" Non Metallic Connector



*PVC Schedule 40*  
**Conduit Bushing**

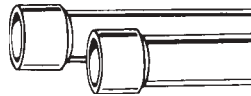
50203 ..... 1-1/2" Conduit Bushing



*Romex (NM)*  
**Connectors**  
*Male Thread w/Lock Nut*

50170 ..... 1/2" NM Connector

*PVC Schedule 40*  
**Electrical Conduit**  
*10 foot lengths-belled ends*



50241 ..... 3/4" PVC Conduit

50231 ..... 2" PVC Conduit



*PVC Schedule 40*  
**Conduit Coupling**

50215 ..... 1-1/2" Conduit Coupling

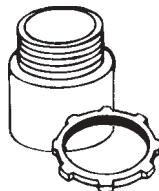
50229 ..... 2" Conduit Coupling

*PVC Schedule 40*  
**Conduit Elbow**



50213 ..... 1-1/2" Conduit Elbow

50227 ..... 2" Conduit Elbow



*PVC Schedule 40*  
**Conduit Adapter**  
*Male Thread*


50209 ..... 1-1/2" Male Adapter

50223 ..... 2" Male Adapter


50201 ..... 1-1/2" Locknut

50219 ..... 2" Locknut

*Time Delay*  
**Cartridge Fuses**



50116 ..... 30 Amp

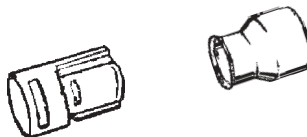


50117 ..... 40 Amp

50118 ..... 50 Amp

50119 ..... 60 Amp

*30 Amp fit 60A Clips*  
**Fuse Reducer**



50115 ..... Pair of Fuse Reducers

*Sheathed*  
**Thermostat Wire**  
*20 Gauge*



price by the foot

Wires @Roll

50193 ..... 2 ..... 500'

50198 ..... 4 ..... 250'

50195 ..... 5 ..... 250'

50199 ..... 8 ..... 250'

*Sheathed*  
**Thermostat Wire**  
*18 Gauge*



price by the foot

Wires @Roll

50196 ..... 2 ..... 500'

50197 ..... 4 ..... 250'

*Aluminum*  
**USE Wire**  
*3 Conductor Service*  
*Entrance For Direct Burial*



Size

50186 ..... #2-2-4 ..... (per foot)

*Stranded Copper*  
**THHN Wire**  
*Green Jacket*



Size


50356 ..... #6 ..... (per foot)



# COLEMAN AC PARTS

# DURHAM SUPPLY

## Split System Condensor Motors



\*\*For 9500 & 7800 Series use: \*\*

1468-215P/B ..... Motor  
9336-3241 ..... 9525 to 9548 Fan Blade  
N/A ..... 7824 & 7830 Fan Blade  
7836-3241 ..... 7836 Fan Blade  
9336-3241 ..... 7842 & 7848 Fan Blade

\*\*For 2400 Series use: \*\*

1468-215P/B ..... 2424 & 2430 Motor  
02434549000 ..... 2436 to 2448 Motor  
1472-7001 ..... 2424 & 2430 Fan Blade  
1472A8001 ..... 2436 to 2448 Fan Blade

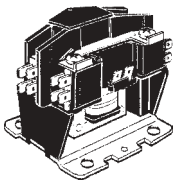
\*\*For BRCQ Series use: \*\*

02426067000 .... BRCQ24 & 30 Motor  
02426020700 .... BRCQ36 & 42 Motor  
02435819000 .... BRCQ48 & 55 Motor  
02642584000 . BRCQ24 & 30 Fan Blade  
02634092000 . BRCQ36 & 42 Fan Blade  
02634593000 ..... BRCQ48 Fan Blade  
02634094000 ..... BRCQ55 Fan Blade

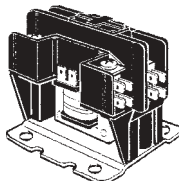
\*\*For ERCQ/S & CCGD Series use: \*\*

02426029000 ..... ERCQ024 Motor  
02435328000 ..... CCGD24 Motor  
02426020700 ..... CCGD30 Motor  
02435819000 ... ERCQ030 to 48 Motor  
02435819000 ..... CCGD36 to 60 Motor  
02432029000 ..... ERCS060 Motor  
02634097000 . ERCQ24 & 30 Fan Blade  
02634094000 . ERCQ36 & 42 Fan Blade  
02642434000 ..... ERCQ48 Fan Blade  
02642434000 ..... ERCS60 Fan Blade

## Contactors



02427531000



02426018000

02426018000 ..... 1PNO-BRCQ  
02427531000 ..... CCDG,ERC, & ERH  
02425837700 ..... 1PNO-GCGD60  
02432004000 ..... 2PNO NL036  
02425840700 ..... 2PNO-NL042 to 60

## Driers & Filters



\*\* Liquid Line Drier \*\*

02614777706 ..... Fits 3 to 4 Ton Units  
02922156000 .... Use on CCDG24 & 30  
02922157000 .... Use on CCDG36 & 60  
52634088000 ... Use on ERCQ042 to 60

\*\* Suction Line Filter \*\*

6936-3421 ..... 7/8" w/Port  
52636250000(Disc) ..... 7/8" w/Port

## Split System Compressors R22



\*\* For 2 TON \*\*

H22J22BABCA ..... BRCQ024  
01502733004 ..... FRHS024  
H22J18BABCA ..... ERCQ024  
01503981007 ..... CCGD24Q

\*\* For 2-1/2 TON \*\*

H22J29BABCA ..... BRCQ030  
01501586700 ..... H1CF030  
01502760004\*(Disc) ..... BRCQ030  
\*SUB FOR CR28K6-PFV

H22J25BABCA ..... ERCQ030  
H22J25BABCA ..... CCGD30Q

\*\* For 3 TON \*\*

H22J33BABCA ..... BRCQ036  
H22J29BABCA ..... ERCQ036  
H22J29BABCA ..... CCGD36Q

\*\* For 3-1/2 TON \*\*

H22J38BABCA ..... BRCQ042  
01503132004 ..... DRCS042  
H22J36BABCA ..... ERCQ042  
H22J36BABCA ..... CCGD42Q

\*\* For 4 TON \*\*

H22J41BABCA ..... BRCQ048  
ZR42K5-PFV-800 ..... ERCQ048CA  
01503710004 ..... ERCQ048BB  
H22J38BABCA ..... CCGD48Q

\*\* For 5 TON \*\*

01503406004 ..... BRCQ055  
01503714004 ..... ERCS060  
01503718004 ..... CCGD60Q

## Split System Capacitor

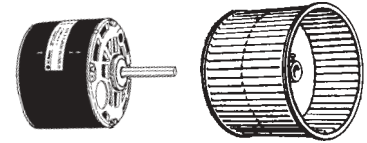


02425888700 ..... 30/5/440 BRCQ024  
02425859700 .. 35/5/440-BRCQ030-36-42  
02425894700 ... 40/5/440 BRCQ048  
02425511700 ..... 55/5/440 BRCQ060

02424778700 .. 30/5/370 ..... ERCQ024  
02425893700 .. 40/5/370 ..... ERCQ036  
02425895700 .. 45/5/370 ..... ERCQ042  
02425033700 .. 60/5/370 ..... ERCQ048  
02432030000 .. 60/10/370 .... ERCQ060

02425893700 .. 40/5/370 ..... CCGD36  
02425120700 .. 45/5/440 ... CCGD42/48  
02427616000 .. 70/5/370 .... CCGD60Q

## Self-Contained Evapoator Motors



\*\*For 7400 Series use: \*\*

N/A ..... 7424 & 7430 Motor  
02417420700 ..... 7436 & 42 Motor  
N/A ..... 7448 Motor

\*\*For BPCB Series use: \*\*

02426096000 .... BPCB24 & 55 Motor  
\*\*For PAC 10 SEER Series use: \*\*

02426096000 ..... PAC24 to 42 Motor  
02431942000 ..... PAC48 & 55 Motor

\*\*For PAC 13 SEER Series use: \*\*


02435326004\* ..... PAC24 Motor  
02435326005\* ..... PAC30 Motor  
02435326006\* ..... PAC36 Motor  
02435326007\* ..... PAC42 Motor  
02435327004\* ..... PAC48 Motor  
02435327005\* ..... PAC60 Motor

\*\*For NL13 SEER R410A Series use: \*\*

02426096000 ..... NL036 Motor  
02435679000 ..... NL042 Motor  
02435326007\* ..... NL042 Motor  
02435327006\* ..... NL048 Motor  
02435327005\* ..... NL060 Motor

\* Programmable Special Order Only

## Self-Contained Compressor



\*\*For PAC 10 SEER 1221 Series use: \*\*

H22J33BABCA ..... PAC36  
H22J38BABCA ..... PAC42  
01503710004 ..... PAC48(A & B)  
01503406004 ..... PAC55(A & B)

\*\*For PAC 13 SEER 1321 Series use: \*\*

H22J29BABCA ..... PAC36  
H22J36BABCA ..... PAC42  
H22J41BABCA ..... PAC48  
01503718004 ..... PAC60

\*\*For NL13 SEER R410A Series use: \*\*


01504200004 ..... NL036  
01504079004 ..... NL042  
01504350001 ..... NL048  
01503595004 ..... NL060



## Compressor Wire Plug

02531883000 ..... Fits BRCQ or Older  
02531884000 ..... Fits ERCQ/S & ERHQ


**Self Contained  
Condensor  
Motors  
& Blades**



**\*\*For 7400 Series use: \*\***  
**N/A** ..... 7424 & 7442 Motor  
**1468-215P/B** ..... 7448 Motor  
**02631137000** .. 7424 to 7442 Fan Blade  
**9336-3241** ..... 7448 Fan Blade  
**\*\*For BPC Series use: \*\***  
**1468-215P/B** ..... BPC24 & 42 Motor  
**02434549000** .... BPC48 & 55 Motor  
**7836-3241** ..... BPC24 & 42 Fan Blade  
**1472A8001** ..... BPC48 & 55 Fan Blade  
**\*\*For PAC 10 SEER Series use: \*\***  
**02427673000** ..... PAC24 to 42 Motor  
**02427624000** ..... PAC48 & 55 Motor  
**02634092000** ... PAC24 to 36 Fan Blade  
**02637301000** ..... PAC42 Fan Blade  
**02635536000** ... PAC48 & 55 Fan Blade  
**\*\*For PAC 13 SEER Series use: \*\***  
**02425119000** ..... PAC24 Motor  
**02427673000** ..... PAC30 to 42 Motor  
**02435342000** ..... PAC48 & 60 Motor  
**02634092000** ... PAC24 & 30 Fan Blade  
**02637301000** ... PAC36 & 42 Fan Blade  
**02642270000** ... PAC48 & 60 Fan Blade  
**\*\*For NL13 SEER R-410A Series use: \*\***  
**02427673000** ..... NLO36 Motor  
**02435342000** ..... NLO42 to 60 Motor  
**02637301000** .... NLO36 & 42 Fan Blade  
**02642270000** .... NLO48 & 60 Fan Blade

**Heat Pump  
Condensor Motors**

**\*\*For 3200 & 3400 Series use: \*\***  
**1468-215P/B** ..... Motor  
**\*\*For 4500 Series use: \*\***  
**1468-215P/B** ..... Motor  
**\*\*For 6200 Series use: \*\***  
**1468-216P/A** ..... 6224 & 30 Motor  
**02434549000** ..... 6236 & 42 Motor  
**\*\*For BRHQxxB Series use: \*\***  
**02426067000** .... BRHQ24 & 30 Motor  
**02426020700** .... BRHQ36 & 42 Motor  
**\*\*For BRHQxxBB & BC Series use: \*\***  
**02426067000** ..... BRHQ24 Motor  
**02426029000** ... BRHQ030 & 36 Motor  
**\*\*For BRHQ42CB Series use: \*\***  
**02435819000** ..... Motor  
**\*\*For BRHQxxBD Series use: \*\***  
**02426020700** ... BRHQ030 & 36 Motor  
**02435819000** ..... BRHQ042 Motor  
**\*\*For ERHQ Series use: \*\***  
**02435819000** ..... ERHQ/S Motor

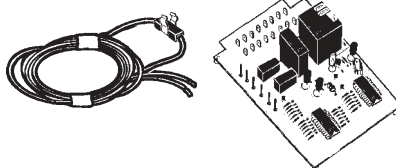


**Heat Pump  
Compressors  
R22**

**\*\* For 2 TON \*\***  
**H22J18BABCA** ..... ERHQ24  
**\*\* For 2-1/2 TON \*\***  
**01502760004(Disc)** ..... BRHQ030  
**H22J25BABCA** ..... ERHQ030  
**\*\* For 3 TON \*\***  
**H22J36BABCA** ..... BRHQ036  
**H22J29BABCA** ..... ERHQ036  
**\*\* For 3-1/2 TON \*\***  
**01502422701(Disc)** ..... BRHQ042CD  
**H22J36BABCA** ..... ERHQ042  
**\*\* For 4 TON \*\***  
**01503714004** ..... BRHQ048  
**01503657004** ..... ERHS048  
**\*\* For 5 TON \*\***  
**01503679004** ..... ERHS060

**Heat Pump  
Defrost Controls**

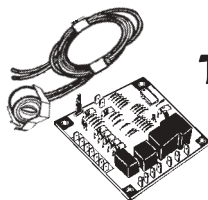
*Fits BRHQxxB, BB, BC, & CB*



**03101252000** ..... Coil Sensor  
**03101251000** ..... Defrost IC Board

**Heat Pump  
Time & Temp  
Controls**

*Fits BRHQxxBD  
, BE, & CD*



**02537482000** ..... Coil Sensor  
**03101954000** ..... Defrost Control

**Heat Pump  
High Temp Switch**

BRHQ024BC  
 BRHQ030BB & BC  
 BRHQ036BB  
 BRHQ042CB



**02531926000** ..... Temp Switch

**Heat Pump  
High Pressure Switch**


BRHQ024BB & BC  
 BRHQ030BB & BC  
 BRHQ036BB  
 BRHQ042CB



**02531902000** ..... Pressure Switch

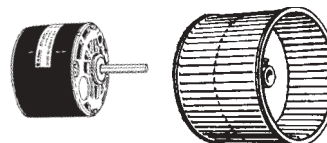
**DAYA - Gas Pack**

**Condensor  
Parts**



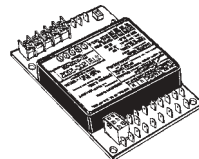
**02425119000** ..... Motor  
**02632173000** ..... Fan Blade  
**01502620704** ... DAYA-060 Compressor

**Blower Parts**



**02425973000** ... 3/4hp 1075rpm Motor  
**02632088003** ..... Impellor

**Fan Timer  
Control  
Kit**



**03102959000** ..... Timer Control Kit

**Reversible  
Condensor  
Motor**

- ◆ 1/3 hp 1075rpm
- ◆ 4 in 1 Mult Mount
- ◆ Req. 7.5uf Capacitor



**13068** ..... Universal Condensor Motor

**Run Capacitors**

**\*\* SINGLE \*\***

**02420043700** ..... 5mfd 370v  
**02420062700** ..... 5mfd 440v  
**02435602000** ..... 7.5mfd 440v  
**02420046700** ..... 10mfd 370v  
**01-0024** ..... 10mfd 370v  
**01-0026** ..... 15mfd 370v  
**02423182700** ..... 30mfd 370v  
**02425902700** ..... 40mfd 370v  
**02425907700** ..... 45mfd 440v

**\*\* DUAL \*\***

**02424778700** ..... 30/5mfd 370v  
**02423998700** ..... 35/5mfd 370v  
**02425859700** ..... 35/5mfd 440v  
**02425893700** ..... 40/5mfd 370v  
**02425894700** ..... 40/5mfd 440v  
**02425895700** ..... 45/5mfd 370v  
**02425511700** ..... 55/5mfd 440v  
**02425033700** ..... 60/5mfd 370v  
**02432030000** ..... 60/10mfd 370v  
**02427616000** ..... 70/5mfd 370v  
**02426037000** ..... 80/5mfd 370v



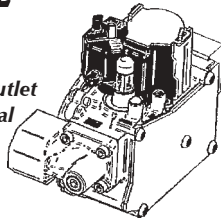
# COLEMAN GAS FURNACE PARTS

# DURHAM SUPPLY

## GAS VALVE

Auto Ignition

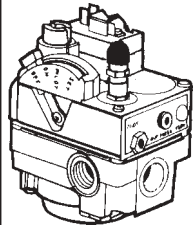
1/2" Inlet x  
Multi-Directional 3/8" Outlet  
Convertible LP / Natural  
24 Volts  
Use with Spark or  
Hot Surface Ignition



02543267000 ..... Gas Valve  
37319801063 ..... DGAA Bracket  
7945-5151/C(Obsolete) ... 7900 Bracket

## GAS VALVE

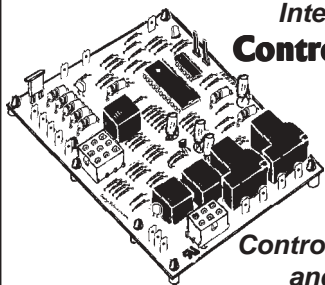
Standing Pilot



Convertible LP / Natural  
24 Volts  
Coleman Standing Pilot  
Valve bracket Required  
on 7600 Furnace

7956-336P ..... Gas Valve  
7705-5101 ..... 7600 Bracket  
7700A3461(Disc) ..... 7700 Gas Valve

## Integrated Control Board



Controls Burner  
and Fan


## DIAGNOSTIC LIGHT

FLASHES	PROBLEM
No	Normal Operation
One	Ignition Failure
Two	Centrifugal Switch Stuck Open
Three	Centrifugal Switch Stuck Closed
Four	Limit Cycling (Check Filter)
Five	Valve powered with Heat off
Six	Wrong Polarity Wired to Furnace

03101932002 ..... IC Board

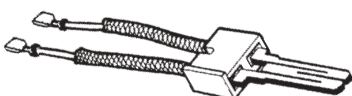
## IGNITION MODULE

Hot Surface



1474-0041 ..... Without Remote Sensor  
(Use on 79xx-656/D & DGAT0xxBDA)  
1474-0061/A ..... With Remote Sensor  
(Use on DGAT0xxADC & DGAT0xxBDC)

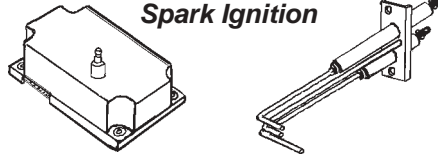
## HOT SURFACE IGNITOR



32541021000 ..... With 18" Long Wires

## IGNITION MODULE

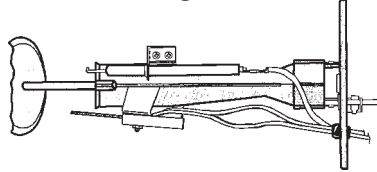
Spark Ignition



7995-3081 ..... Ignition Module  
(Use on 79xx-656, A656, B656, & C656)  
7995-3061(Disc) ..... Electrode Assembly

## BURNER ASSEMBLY

Includes Pilot, Ignitor, or Electrode

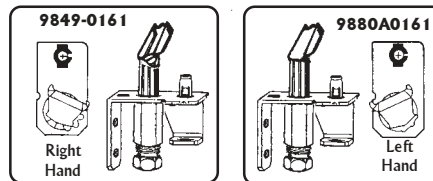


Burners for 7600 and 7700 Series have been discontinued

Discontinued ..... Pilot 7900 & DGRT  
7970-5851/A ... Hot Surface Ignitor DGAT  
37319801403 Hot Surface Ignition DGAA


## PILOT BURNERS

Use on both LP or Natural Gas



9849-0161 ..... Pilot for 7600 Furnace  
9880A0161 ... Pilot for 7900 Pilot Models  
7945-1701 ..... Pilot Shield(Disc)

## Thermocouple & Pilot Tube

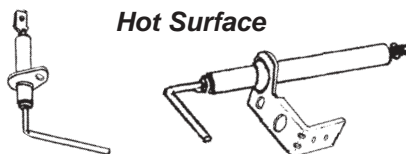


Flexible Stainless Steel  
Pilot Tube

62522 ..... 24" Long  
62524 ..... 30" Long  
7945-1671/B ..... 18" Pilot Tube Kit

## REMOTE SENSOR

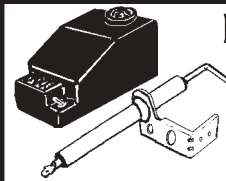
Hot Surface



02535354000 ..... 1" Long Ceramic  
(Use on DGAA)  
7975-388P/A ..... 4-1/2" Long Ceramic

## REIGNITOR MODULE

DGRT Auto Relight



7970-378P/B(Obsolete) Reignitor Module  
7970-377P ..... Spark Electrode

## FLUE CROWN



4000-6941/C

4000-6941/C ..... Complete Crown Assy  
4000-5441/C ..... Crown Only

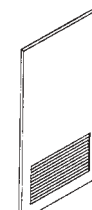
## MAIN BURNER ORIFICE



Manufacturers recommendations shown below should be checked by the installer to verify the application and the performance of the furnace after installation

Btu's	LPG	NATURAL
55,000	9951-0861	9951-1441
56,000	9951-0821	9951-1361
65& 70,000	9951-0931	9951-1541
70,000	9951-0891	9951-1491
75,000	9951-0961	
75& 77,000	9951-0981	9951-1611
80,000		9951-1661
90& 95,000	9951-1061	9951-1801
90,000	9951-1041	9951-1771
100,000		9951-1821

## FRONT PANELS & FILTERS

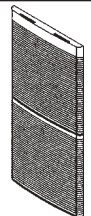


Discontinued



02118364000

Upper Panel  
With Center  
Knock Out Is  
Not Available




7900-7631



02118365000

7900-7611 ..... Plastic Lower Panel (White)  
7900-7631 ..... Plastic Upper Panel (White)  
02118364000 ..... Male Door Clip  
02118365000 ..... Female Door Clip  
Discontinued ..... Metal Upper Panel  
Discontinued ..... Metal Lower Panel  
7660-5331 ..... Upper Door Filter Kit  
7660-3401 ..... Filter Only  
1214-2511 ..... DGAA Filter (2 Required)

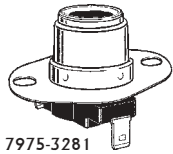
## COMBUSTION AIR DAMPER



7956-5771(Disc) Combustion Air Damper  
(Use on 79xx-x56/D, -x56/E, Cx56 and  
DGAT0xxADA, AUA, AUB, & BDA)

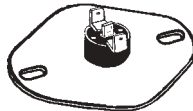


**Blower Fan Controls**



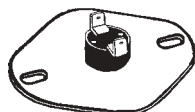
**7975-3281** ..... Fan Switch 110 Deg  
**Discontinued\*** .... Time Delay Fan Control  
 \*- Use on 79xxB Furnaces

**Upper Limit Switches**



**02535358000** .. Manual Reset ..... 150 Deg  
**7624A3591** ..... Manual Reset ..... 180 Deg  
 ..... Except  
**Discontinued** ... 7680 & 7700 ..... Limit  
**7990-3591** ... DGATxxBDE/BDF . 150 Deg

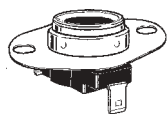
**Lower Limit Switches**



for 7900, DGRT & DGAT

**7945-3281/A** ... 56 to 75,000 ... 140 Deg  
**7995-3281/A** ... 90 & 95,000 ... 150 Deg  
 DGAA Furnaces  
**02535380000** ..... 56 to 70,000  
**02535381000** ..... 75 to 90,000

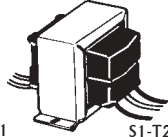
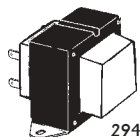
**Lower Limit Switches**



for 7600 Series

**7680-3591** ... 56, 63, & 80,000 155 Deg  
 (All other BTU's - Lower Limits Discontinued)

**24 Volts Transformer**



**2940A3541** ..... 40 VA 115v-Transformer  
**S1-T2404F** ..... 40 VA (115v/240v)

**On-Off Power Switches**



7970-3331  
7681-3301



7660-3511

**7970-3331** ..... For DGAT Series  
**7681-3301** ..... For 7900 Series  
**7660-3511** ..... For 7660 Series

**Heat Exchangers**

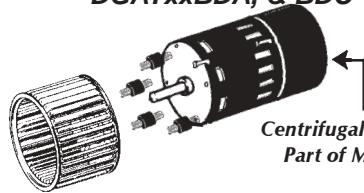
7600 Heat Exchangers Discontinued

7900, DGAT, DGRT Furnaces

**37323736001** ..... 56 to 75,000  
**37323727001** ..... 90 & 95,000  
 DGAA Furnaces  
**37319804651** ..... 56,000  
**37323792001** ..... 70,000  
**37323792002** ..... 77,000  
**37323792003** ..... 90,000

**Booster Motors**

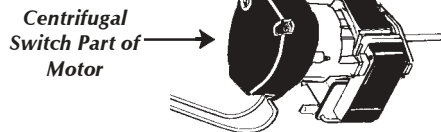
7600, 7700, & 7900  
 DGATxxADA, & ADC  
 DGATxxBDA, & BDC



Centrifugal Switch Part of Motor

**7995-3169** ..... Motor w/Centrifugal Switch  
**8865B1281** ..... Motor Mounts  
**8865-3611** ..... Booster Wheel  
**7995-6451** ..... Complete Assembly



**DGATxxBDD, & BDE**



Centrifugal Switch Part of Motor

**7990-317P/A** .. Motor w/Centrifugal Switch  
**2900-3601** ..... Booster Wheel  
**7990-6451** ..... Complete Assembly

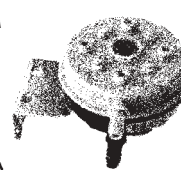
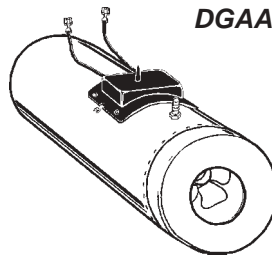
**DGATxxBDF**



Pressure Switch 32435972000

**7990-314P** ..... Motor Only  
**7990-6501** ..... Complete Assembly  
**32435972000** ..... Pressure Switch  
**02811957000** ... Silicone Tubing (2 ft req.)


**DGAA**




Pressure Switch Kit 32435972000

**37319801821** ..... Complete Assembly  
**32435972000** Pressure Switch Kit 1.0" WC  
**02811957000** .. Silicone Tubing (2 ft req.)  
**7990-3011** ..... Gasket

**Booster Relay**



**S1-S90-360** 7900, DGATxxADA, & BDA  
**7956-3671(Disc)** . DGATxxADC, & BDC  
**02436062000** ..... DGATxxADC, & BDC



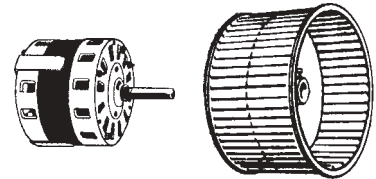
**A/C Relay for DGATxxBDC & BDD**

**7975-3771** ..... A/C Relay

**Blower Motors**

Heating Only

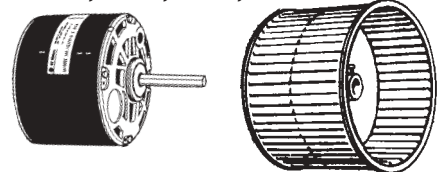
7600, 7700, 7900, DGAT & DGRT



**7966-311P** ..... 1/6 HP 1100 RPM  
**02616381141** ..... Blower Wheel 9x7  
 \*\*For 7995, DGAT90 & 95 use: \*\*  
**1468-212P** ..... 1/4 HP 1100 RPM  
**02435602000** ..... Capacitor 7.5 MFD  
**02624069700** ..... Blower Wheel 10x7  
 \*\* For Both Motors use: \*\*  
**37319806100** .. Motor Bracket ( 5"Diam.)  
**2702-4091** ..... Motor Mounts ( 3 pk)

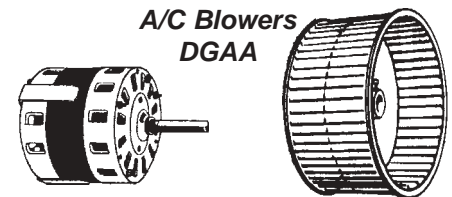
**A/C Blowers**

7600, 7700, 7900, DGAT & DGRT



**1468-235P/A** ..... 1/2 HP 1050 RPM  
**1468-2309\*** ..... 1/3 HP 1075 RPM  
**02624069700** ..... Blower Wheel 10x7  
**02435602000** ..... Capacitor 7.5 MFD  
**8680-6391** ..... Motor Bracket ( 5-1/2")  
**2702-4091** ..... Motor Mounts ( 3 pk)  
 \* Fits 7900-6031 A/C Blower

**A/C Blowers DGAA**

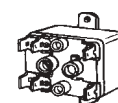


**02431950000** .... 1/3 HP Mtr w/Bracket\*\*  
**02435603000** ..... 1/3 HP Motor \*\*\*  
**02624069700** ..... Blower Wheel 10x7  
**02435602000** ..... Capacitor 7.5 MFD  
**02431975000\*** ..... 3/4 HP 1075 RPM  
**02619654703\*** ..... Blower Wheel 10x8  
**02421062700\*** ..... Capacitor 20 MFD  
 \* Fits 7900-7751 EX-Large A/C Blower  
 \*\* Use on a DGAAxxBDTA from 09/00 to 07/03  
 \*\*\* Use on a DGAAxxBDTA After 07/03 & DGAAxx BDTB

**Older 2-Wire Control Parts**



7670-3521



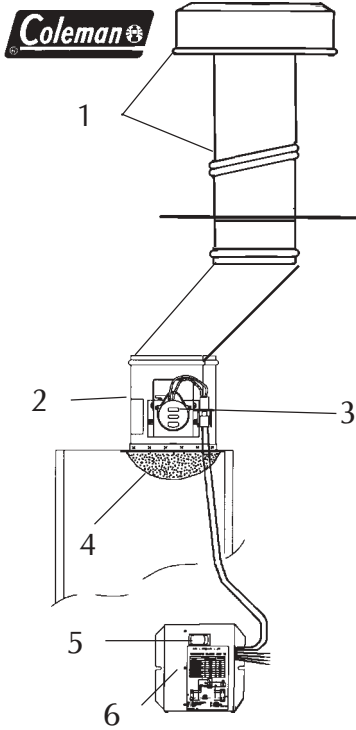
3030-3791



7670-3071

**7670-3531** ..... SPST .. Blower Rocker Sw  
**7670-3521** ..... DPDT .... H/C Rocker Sw  
**S1-S90-293Q** ..... Blower Relay  
**3030-3791** ..... DPST ..... H/C Relay  
**7670-3071** ..... SPNC..... Sequencer

## Standard Blend Air II Repair Parts

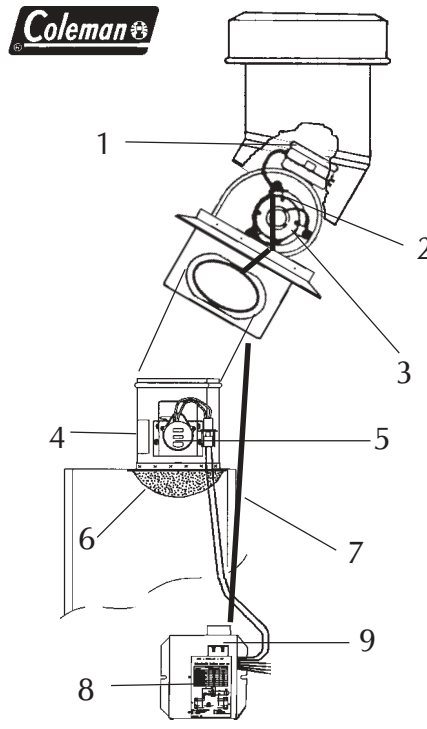


### Standard

Model 7681-8191

- 1 **7681-5031/A** ..... Stack & Crown
- 2 **Obsolete** ..... Damper Tube
- 3 **7681-3231** ..... Damper Motor (Only)
- 4 **7681-7331/A** ... Filter (Washable)Disc
- 5 **7681-3301** ..... Rocker Switch
- 6 **7975-3771** ..... Relay

## Deluxe Blend Air II Repair Parts



### Deluxe

Model 7681-8171/B

- 1 **7681-318P/A** ..... Upper Control Board
- 2 **4316-2711** ..... Blower Wheel
- 3 **1468-2199** ..... Motor
- 4 **Obsolete** ..... Damper Tube
- 5 **7681-3231** ..... Damper Motor (Only)
- 6 **7681-7331/A** ..... Filter (Washable)Disc
- 7 **7681-327P** ..... Control Harness 15'
- 8 **7681-317P/A** ..... Lower Control Board
- 8 **7681-3091/A(Disc)** Lower Control Brd

## Heat Only Thermostat

Snap Action  
Contacts

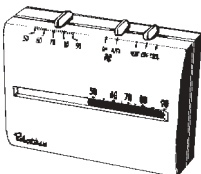


Low Voltage  
24 Volt  
2 Screw Connections

**02538252000** ... Thermostat Heat ONLY

## Heat & Cool Thermostat

24 Volt Snap Action  
Contacts



111009

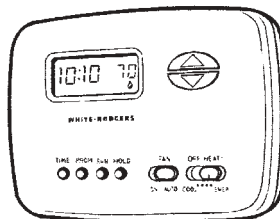


02538747000

**111009** ..... H&C Stat 5-Wire  
**02538747000** ..... H&C Stat 4-Wire

## Programmable H & C Thermostat

LCD Digital Display



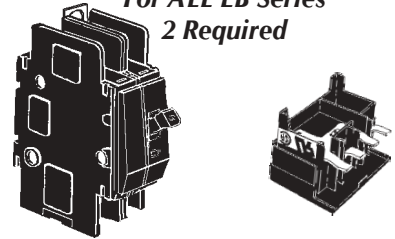
- Low Voltage 24 Volt
- 5 Wire Connections  
(Single or Dual Transformer systems)
- Uses 2 "AA" Batteries (Included)



**111006** ..... Digital Heat & Cool

## CIRCUIT BREAKER

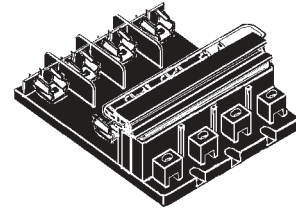
For ALL EB Series  
2 Required



**3500-377P/A** ..... Circuit Breaker  
**3500-378P** ..... Jumper Bars

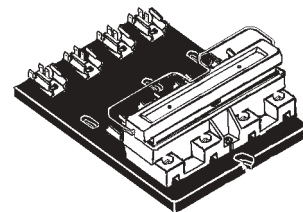
## DISCONNECT

For 3500 & 3400 Series



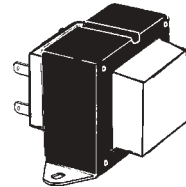
**3500-3261** ..... Disconnect (12/16KW)  
**3500-3271** ... Disconnect (18/20/23KW)

## 3100 Series DISCONNECT




**3115-3271** ..... Disconnect (15/18KW)  
**Discontinued** ..... Disconnect (20/23KW)

## 24 Volts Transformer



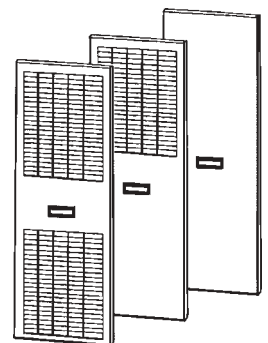
3300-3861




S1-T2404F

**3300-3861** ..... 40 VA 240v-Transformer  
**S1-T2404F** ..... 40 VA (115v/240v)

## FRONT PANELS




**3501.9311** ..... Full Louver Door  
**3501.9211** ..... Half Louver Door  
**3501.9111** ..... Solid Door



**SEQUENCER**

For 15/23 KW  
24 Volt Coil

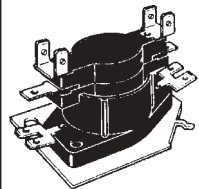
3120A3571/S1-24A34-6 ..... Sequencer



**SEQUENCER**

For 15 to 18 KW  
24 Volt Coil

02435341000/S1-24A34-5 .... Sequencer



**SEQUENCER**

For 10 & 12 KW  
24 Volt Coil

3110-3571 ..... Sequencer



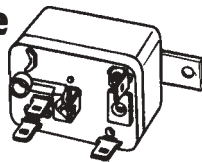
**Blower Relay**

For A/C Ready  
Furnaces EBxxB,C,D  
and 2 or 4 Wire A/C  
Control Boxes

3110-3301/621867 ..... DPST 24 Volt

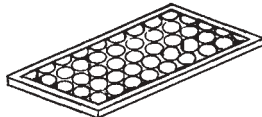
**Speed Change  
Relay**

For 3118, 3120  
and 3123




3115A3301 ..... 240 Volt Coil

**Furnace  
Filters**



1214-2511 ..... 16"x 20"x 1" Filter  
15970 ..... 20"x 20"x 1" Filter

**WIRING  
HARNESS**




For EB Series & 3500 Series

3500-5321 (Disc) ..... Wiring Harness

**HEATING ELEMENTS**

Includes Limits\*  
For EB & 3500  
Series



3100, 3400, & 3400A Series  
Elements Discontinued

**Furnace (KW) Element(s)**

10	.....	10
12	.....	12
15	.....	5 & 10
17	.....	5 & 12
20	.....	10 & 10
23	.....	11 & 12

\*\* For 3500, EBxxA & EBxxB \*\*

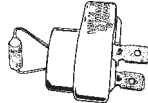
- 3500-405P/A ..... 5 KW Element
- 3500-406P/A ..... 6 KW Element
- 3500-410P/A ..... 10 KW Element
- 3500-411P/A ..... 11 KW Element
- 3500-412P/A ..... 12 KW Element

\*\* For EBxxC & EBxxD \*\*

- 02541237000 ..... 5 KW Element
- 02541239000 ..... 6 KW Element
- 02541236000 ..... 10 KW Element
- 02541240000 ..... 11 KW Element
- 02541238000 ..... 12 KW Element

**Fusible Link**

For EBxxC & EBxxD Elements




02435663000 ..... Fusible Link

**LIMIT SWITCHES**



- 02541249000 ..... EBxxC & D Series
- 02435596000 ..... EBxxB after 01/01
- 7142-3091 ..... 3500 Series,  
All EBxxA, & EBxxB 11/94 to 02/98
- 3500-3151/A ... EB15B 03/98 to 12/00
- 3400-3151 .... 3400 & 3100 (L175-50F)
- 8866-3611 ..... 6806 SPDT Fan/Limit

**Older 2-Wire Control Parts**



3110-3331

3110-3321

621867\*  
(2 Required)


3500-6161

- 3110-3331 ..... SPST ..... Blower Switch
- 3110-3321 ..... SPDT... Heat/Cool Switch
- 621867\* ..... Blower & Thermostat Relay
- 3500-6161 ..... Wiring Harness

\* N.O. Terminals 2 & 4 are not used (Replaces 3110-3311/A)

**BLOWER MOTORS**

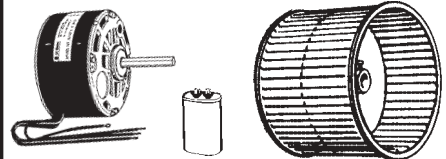
Heating Only  
3100, 3400, 3500 Series



\*\*For 3110 to 3118 Series use: \*\*

- 3118C312P ..... Motor 1/6hp 1050rpm
- 37319806100.. Motor Bracket ( 5" Diam.)
- 2702-4091 ..... Motor Mounts ( 3 pk)
- N/A ..... Blower Wheel
- \*\* For 3400 & 3500 Series use: \*\*
- 1468-120P ..... Motor 1/6hp 900rpm
- 37319806100.. Motor Bracket ( 5" Diam.)
- 2702-4091 ..... Motor Mounts ( 3 pk)
- N/A ..... Blower Wheel


**EBxxA ,B, or C Blowers**



\*\*For EBxxA, EBxxB, EBxxC use: \*\*

- 02427651000 ..... Motor 1/3hp 950rpm
- 02435602000 ..... Capacitor 7.5uf 440v
- 8680-5391 . Motor Bracket ( 5.5" Diam.)
- 2702-4091 ..... Motor Mounts ( 3 pk)
- 02632627700 ..... Blower Wheel 10x8

**A/C Blowers**



\*\*For 3110-6901 use: \*\*

- N/A ..... Motor
- 8680-5391 . Motor Bracket ( 5.5" Diam.)
- 2702-4091 ..... Motor Mounts ( 3 pk)
- N/A ..... Blower Wheel
- \*\*For 3110-7901 use: \*\*
- 3110-3259 ..... Motor 1/2hp 1560rpm
- 02425900000 ..... Capacitor 15uf 370v
- 8680-5391 . Motor Bracket ( 5.5" Diam.)
- 2702-4091 ..... Motor Mounts ( 3 pk)
- N/A ..... Blower Wheel
- \*\*For 3400-6901 use: \*\*
- 02424504700 ... Motor 1/3hp 1075rpm
- 02435602000 ..... Capacitor 7.5uf 440v
- 8680-5391 . Motor Bracket ( 5.5" Diam.)
- 2702-4091 ..... Motor Mounts ( 3 pk)
- 02632627700 ..... Blower Wheel 10x8
- \*\*For 3500.6901 use: \*\*
- 02427651000..... Motor 1/3ph 950rpm
- 02435602000..... Capacitor 7.5uf 440v
- 8680-5391 .. Motor Bracket ( 5.5" Diam.)
- 2702-4091 ..... Motor Mounts ( 3 pk)
- 02632627700 ..... Blower Wheel 10x8
- \*\*For 3500.7901 use: \*\*
- 02427667000..... Motor 3/4hp 1050rpm
- 02420046700 ..... Capacitor 10uf 370v
- 3300-3611 ..... Blower Wheel



## Furnace Door Latch Hardware




Door Strike



Door Latch


**668905** ..... Door Strike  
**668420** ..... Door Latch Female

## Furnace Panel Latch



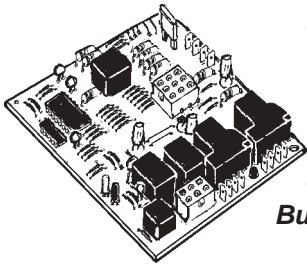
**632330** ..... Panel Latch

## Hot Surface Ignition Control Board



**626421** ..... Ignition Module

## Integrated Control Board



Controls  
Burner & Fan

### DIAGNOSTIC LIGHT STATUS

#### RED LED


**Steady ON** ..... Normal Operation  
**Steady OFF** ..... No Power  
**Rapid Flash** ..... False flame or internal control fault  
**1 Flash** ..... Limit switch is open  
**2 Flash** ..... Pressure switch open w/inducer on  
**3 Flashes** ..... Pressure switch closed w/inducer off  
**4 Flashes** ..... Lockout due to failed ignition  
**5 Flashes** ..... 115v & Neutral reversed or no ground

#### YELLOW

**Steady ON** ..... Good Flame Signal  
**Blinking** ..... Weak Flame Signal  
**Steady OFF** ..... No Flame Signal

**903106** ..... IC Board for M2RL  
**903429** ..... IC Board for M1M


## Integrated Control Board



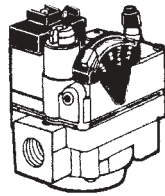
M7RL 95%  
Furnace

**920915** ..... IC Board for M7RL

## Blower Relay



**621867** ..... MM, MG, M1GH



## GAS VALVE Standing Pilot

1/2" Inlet x 3/8" Outlet  
Convertible LP / Natural  
24 Volts  
NORDYNE Standing Pilot

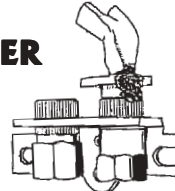
Fits:  
MGHA-HB-BB & MIGC-M1GH

**624583** ..... Gas Valve

## MGH PILOT BURNER

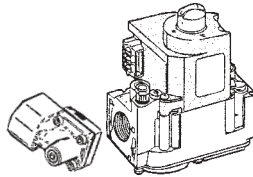


Pilot Orifice



**Discontinued** ..... Pilot Burner for MGH  
**660153** ..... Pilot Orifice (Natural)  
**660149** ..... Pilot Orifice (LP Gas)

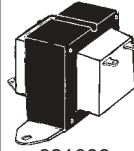
## GAS VALVE Auto Ignition



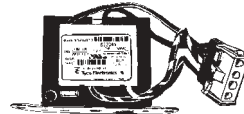
903596 Fits:  
M1M, M1MA  
M1MB & M2RL

**903596** ..... Gas Valve Kit\*  
 \*Inc: Valve Bracket, 90Deg Adpt., & Instruction.  
**624610R** ..... Gas Valve M7RL


## 24 Volt Transformers



621098



622341



S1-T2404F

**621098** ..... MGBA, BB, HB 115 Volt  
**622341** ..... M7RL 115 Volt  
**S1-T2404F** ..... 40 VA (115v/240v)

## Power Switch

Fits:  
M1M, M1G

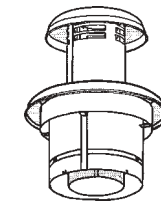
**632337** ..... SPST Toggle Switch

## MAIN BURNER ORIFICE



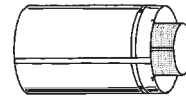
Btu's	LPG	NATURAL
45,000	xxxxxx	<b>661030</b>
55,000	<b>661043</b>	<b>661028</b>
65,000	<b>661041</b>	<b>661022</b>
75,000	xxxxxx	xxxxxx
77,000	<b>661040</b>	xxxxxx
100,000	xxxxxx	xxxxxx

**Discontinued** ..... Orifice Spud Assy.



## FLUE CROWN

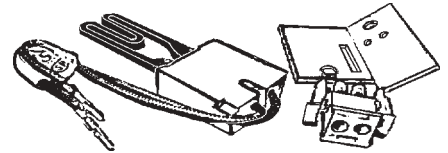
**903656** ..... Crown for Transit Roof Jack



## Outside Roof Jack Extension

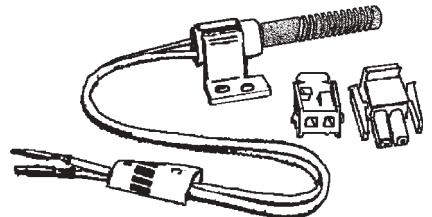
**901937** .... 16" Roof Jack Extension 5" Dia

## HOT SURFACE IGNITOR



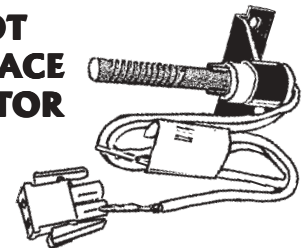
**903758** ..... Ignitor for M3RL

## HOT SURFACE IGNITOR



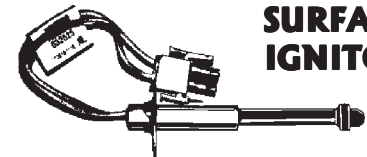
**902661** ..... Ignitor for MG & MM

## HOT SURFACE IGNITOR



**903110** ..... Ignitor for M1 & M2

## HOT SURFACE IGNITOR



**632625** ..... Ignitor for M7RL

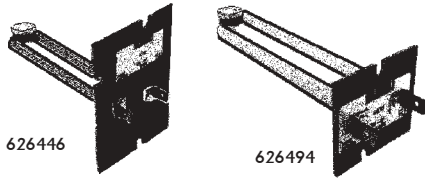
## Flame Sensor Kit

M2RL & M7RL



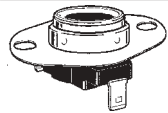
**903600** ..... Flame Sensor Kit

**Limit Switch**



- 626446 .....  
**626494** ..... Limit L280-40  
**626446** ..... M2RL (140 Deg)

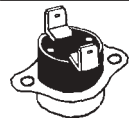
**Fan Switch**



- 626337** ..... MGH/MM (115 Deg)  
**626468** ..... M1G/M1B (115 Deg)

**Limit Switch**

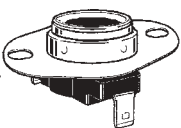
*Mini*



- 626481** ..... (135 Deg)  
**626619** ..... M1G/M(140 Deg)  
**626469(626618)** .... M1G/M(175 Deg)  
**626484** ..... M2RL(160 Deg)  
**626498(626605)** ..... M3RL(150 Deg)  
**626522(626600)** ..... M3RL(150 Deg)  
**626499** ..... M3RL(145 Deg)  
**626601** ..... M7RL(210 Deg)  
**626602** ..... M7RL(110 Deg)

**Limit Switch**

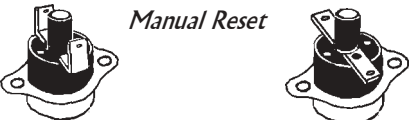
*Standard Type*



- 626338** ..... MGHA-B, MMHA-B

**Reset Limit Switch**

*Manual Reset*



- 626391** ..... MGH/MM/MB (140 Deg)  
**626461** ... Inducer Limit M2RL (130 Deg)  
**626599** ... Inducer Limit M7RL (160 Deg)

**Roll Out Switch**



- 626422** ..... M2RL (130 Deg)  
**626605** ..... M7RL (150 Deg)

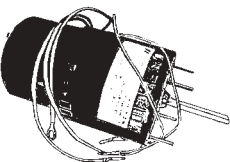
**Booster Motor Wheel**

*CCW Open End*



- 667186** ..... Wheel(3"x 1" 5/16" Shaft)

**Booster Motor**



- 621080** ..... Booster Motor( MG & MM)

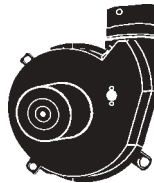
**Booster Assembly**



- 903404** ..... Booster for MIM A-B-C-D  
**669292** ..... Combustion Air Probe Kit

**Inducer Assembly**

(M2RC)



- 903962** .... Inducer Kit for G-Series 90+

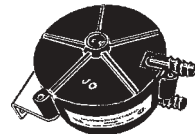
**Inducer Assembly**



- 903979** ..... (M3)Inducer Kit  
**921494** . (M7R)Inducer Motor w/Gasket


**PRESSURE SWITCH**

(.20)



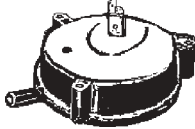
- 922486** ..... M1G/ M1M Pressure Switch  
**02811957000** ..... Silicone Tubing (2 ft)

**PRESSURE SWITCH**



- 632444** ..... M2RL Pressure Switch(1.74)  
**632452** ..... M3RL Pressure Switch (1.0)  
**02811957000** ..... Silicone Tubing (2 ft)

**PRESSURE SWITCH**




- 632622** .....M7RL45/72 Pressure SW(1.2)  
**632624** .....M7RL60 Pressure SW (0.7)  
**02811957000** ..... Silicone Tubing (2 ft)

**Discontinued Motors**  
 MAC1100 & MGH

**Blower Motors**


MGB  
 55, 65, & 68



- 902042** ..... 1/4 HP 1075 rpm Motor

**Blower Motors**

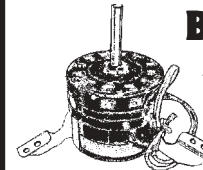
MGHB or MMHB  
 56 & 70  
 CCWLE - 1075 RPM  
 1/3 HP  
 use 10mfd-370v



- 902653** ..... 1/3 hp 1075 rpm Motor

**Blower Motors**

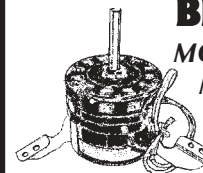
MGHA, MMHA, and  
 M1MA  
 66, 70, & 75



- 901873** ..... 1/5 HP 1050 rpm Motor

**Blower Motors**

MGHA, MGHB,MMHA,  
 MMHB, and M1MA  
 77 & 90




use 10mfd-370v

- 901874** ..... 1/4 HP 1075 rpm Motor

**Blower Motors**

M1MB & M1GBSeries  
 56, 70, 77, & 90




use 10mfd-370v

- 903774** ..... 1/4 HP 1075 rpm Motor

**Blower Motors**

M1M(C)& M1M(D)Series  
 & M1M(G)Series

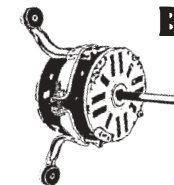


use 10mfd-370v

- 903433** ..... 1/2 HP 1075 rpm Motor

**Blower Motors**

M3RL




use 10mfd-370v

- 902128** ..... 1/2 HP 1075 rpm Motor

**Blower Motor**

M7RL

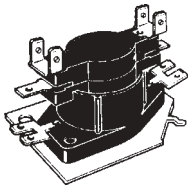


- 904858** ..... 1/2 HP (045/060) Motor  
**904859** ..... 1/2 HP (072) Motor



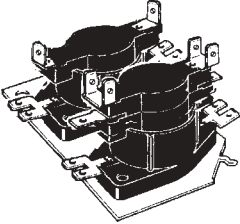
# NORDYNE FURNACE PARTS

# DURHAM SUPPLY



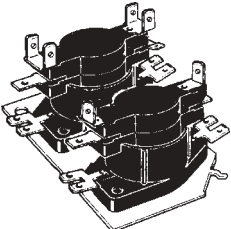
**Sequencer**  
10/12 KW

621696(01-0840) ..... Sequencer



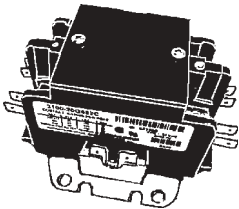
**Sequencer**  
15 KW

621678 ..... Sequencer



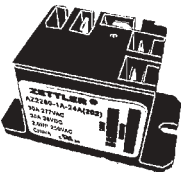
**Sequencer**  
20 KW

621679/S1-24A34-6 ..... Sequencer




**Contactor**  
E2E-HB & HR  
E2E-H

624721 ..... 1 Pole (25A)  
624830 ..... 2 Pole (25A)



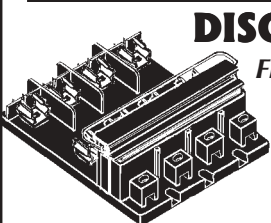
**Relay**  
E2E-HB & HR  
E3EB-H

621898 ..... SPST(NO) (12 FLA/30A)  
621899 ..... SPST(NC) (4.9 FLA/15A)



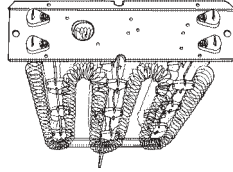
**Breaker**

632249/3500-377P/A ..... 60 Amp



**DISCONNECT**  
FEH or FEB

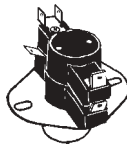
3500-3261 .... Fuses 2) 30 & 2) 60 AMP  
3500-3271 ..... Fuses 4) 60AMP



**Element**

FEH / E1EH / E2E-HA & HBR / E3E

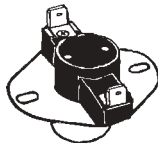
902818 ..... 5 KW Element  
902820 ..... 5.4 KW Element  
902821 ..... 10KW Element  
902824 ..... 11.6 KW Element  
E2E-HB & HR  
903902 ..... 5.4 KW Element  
903903 ..... 10 KW Element  
903904 ..... 10.8 KW Element  
903905 ..... 11.6 KW Element  
903906 ..... 15 KW Element



**Double Limit Switch**

2 Pole Stack

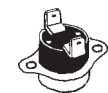
626403 ..... (140 Deg)FEH-20/23kw  
626404 ..... (145 Deg) FEH  
626428 ..... (170 Deg) E1E  
626539 ..... (170 Deg) E2E-HBR/E2E-H  
626458 ..... (190 Deg)E3,E2E-HA  
626540 ..... (200 Deg)E3-23kw



**Limit Switch**

1 Pole


626259 ..... (140 Deg) FEH  
626429 ..... (170 Deg) E1E  
626487 ..... (190 Deg)E3,E2E-HA



**Limit Switch**

1 Pole for E2E-HB/HR

626511 ..... (190 Deg) E2E-HR  
626513 ..... (200 Deg) E2E-HB



**Blower Relay**

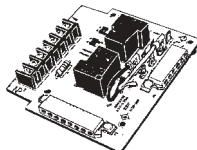
DPST

621867 ..... Blower Relay




**Fan Auto/On Switch**

632338 ..... SPDT Toggle Switch



**Circuit Board**


624625 ..... A/C CIRCUIT BOARD  
Discontinued ..... 2wire w/SW IC-Board



**Heating Only Blower Motors**

1/4HP  
2 Speed  
240 VOLT


903076 ..... Motor 870rpm(E2EH/E3EH)  
902512 ... Motor1050rpm(E1EH& FEH)



**AC Blower Motors**

1/3HP  
3.0AMP  
230 VOLT  
Use 7.5mfd 370v

903075 .... Motor 960rpm (E2EB/E3EB)  
621642 ..... Motor 1050rpm (E1EB)  
901838 ..... Motor 1050rpm (FEB)  
02420045700 ..... 7.5mfd 370v



**5 TON A/C Blower Motors**

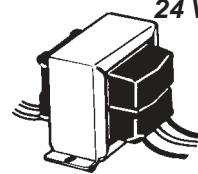
3/4HP  
3.0AMP  
230 VOLT  
Use 10mfd 370v

903096 .... Motor 1050 rpm(E1E to E3E)  
02420046700 ..... 10mfd 370v Cap.



**Blower Wheel**

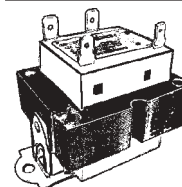
667117 ..... 9"x 7" (FEH)  
667037 ..... 10"x 8" (FEB,E2E,E3E)  
667252 ..... 10"x 7" (E1EB)  
667149 ..... 9"x 7" (E1EH)



**24 Volts Transformer**

Universal Foot Mount

S1-T2404F ..... 40 VA (115v/240v)




**Transformer**

240v-24v

*Fits FEH,E2E, & E3E*

622334 ..... 30VA Transformer



**Transformer**

240v-24v

*Fits E1E*

621592 ..... Transformer w/Wires

**MODEL IDENTIFICATION CODES**

**MS 5 Q D - 036 K A**

**MS** - Medallion AC  
**S** - Miller/Intertherm AC  
**T** - Heat Pump

Generation **3,4,5**, etc.

**Q** - Quick Connect  
**B** - Sweat Connect

Style **A, B, C** etc.

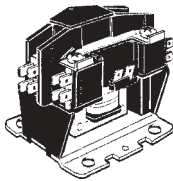
**K** - Voltage 208/230-60-1

Normal Capacity **BTU**

**A** - 10 SEER  
**C** - 12 SEER  
**D** - 13 SEER

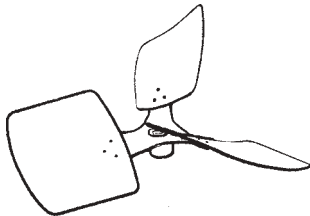
**Contactors**

*Fits All 2-1/2 ton to 3-1/2 Ton Units*



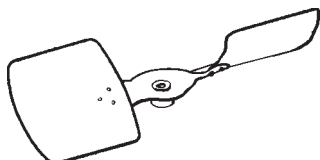
**624712** ..... 1PNO-25 amp  
**02427531000** ..... 1 PNO 25 amp

**3 Blade Fan Blades**



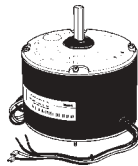
**667261** ..... 3 Blade 18"D 19deg. CW (MS4QD030KB, MS5QD030KA)  
**667262** ..... 3 Blade 18"D 30deg. CW (S3QA030KA & K, S3QA036KA & K, MS3QA036KA, S3QA042K & KA, MS3QA042KA)  
**667359** ..... 3 Blade 24"D 22deg. CW (S5QD036K & KMA, MS5QD036K, MS5QD036KMA)  
**667396** ..... 3 Blade 18"D 32deg. CW (S5QD036KA & KB, MS4QD036KB, MS5QD036KA & KB)

**2 Blade Fan Blades**



**667383** ..... 2 Blade 24"D 23deg. CW (MS5QD030K, MS4QD042KA & KB, MS5QD042KA & KB)

**2-1/2 to 3-1/2 Ton Split System Condensor Motors**




621917  
622066  
622080



621918  
621919

**621917** ..... 1/4 hp 240v CWLE (S5QD036KA & KB, MS4QD036KA & KB, MS5QD036KA & KB)  
**621918** ..... 1/8 hp 240v CWLE (S3QA030K & KA, S3QA036K & KA, S3QA042K & KA, MS3QA030KA, MS3QA036KA, MS3QA042KA)  
**621919** ..... 1/10 hp 240v CWLE (S5QD030KA & KB, MS4QD030KB, MS5QD030KA & KB)  
**622066** ..... 1/4 hp 240v CWLE (S5QD042K & KA, MS4QD042KA & KB, MS5QD042K, KA, & KMA)  
**622080** ..... 1/5 hp 240v CWLE (S5QD030K & KMA, S5QD036K, MS5QD030K & KMA, MS5QD036K)

**Driers & Filters**



**\*\* Liquid Line Drier \*\***



**52634088000** ..... 3/8" 5 cu-in  
**\*\* Suction Line Filter \*\***  
**6936-3421** ..... 7/8" w/Port

**Split System Dual Capacitors**



**\*\* DUAL \*\***

**01-0083** ..... 35/5mfd 370v  
**02423998700** ..... 35/5mfd 370v (S3QA030K)  
**01-0084** ..... 40/5mfd 370v  
**02425893700** ..... 40/5mfd 370v (S3QA030KA, S5QD030K, MS3QA030KA, MS4QD030KB, MS5QD030K)  
**01-0086** ..... 50/5mfd 370v (S3QA036KA, MS3QA036KA)  
**01-0087** ..... 55/5mfd 370v  
**02425511700** ..... 55/5mfd 440v (S5QD030KA & KB, MS5QD030KA & KB)  
**01-0096** ..... 35/5mfd 440v  
**02425859700** ..... 35/5mfd 440v (S3QA036K, S5QD030KMA, S5QD036K, MS5QD036K, MS5QD030KMA)  
**01-0097** ..... 40/5mfd 440v  
**02425894700** ..... 40/5mfd 440v (S3QA042K)  
**01-0099** ..... 50/5mfd 440v (S3QA042KA)  
**01-0271** ..... 45/7.5mfd 370v (S5QD042K, MS4QD036KB, MS4QD042KA & KB, MS5QD042K)  
**01-0276** ..... 60/7.5mfd 370v (S5QD036KA & KB, S5QD042KA, MS5QD036KA & KB, MS5QD042KA, MS5QD042KMA)

**Hard Start Kit**



**STARTKIT** ..... 4,000 to 120,000 btu's

**Royal-Missouri**

5900 N.E. Connecticut

*Kansas City*, Missouri 64120

**800-729-2772**

(816) 483-7979

Fax (816) 483-1914

**Royal-Missouri**

385 North Valley Dell Dr.

*Fenton*, Missouri 63026

**800-325-8578**

(636) 296-9959

Fax (636) 296-5604

**Royal-Kansas**

5116 South Broadway

*Wichita*, Kansas 67216

**800-777-7117**

(316) 524-9335

Fax (316) 524-9336

**Durham-Oklahoma**

8518 East Admiral

*Tulsa*, Oklahoma 74115

**800-259-5536**

(918) 835-5536

Fax (918) 835-6462

**Durham-Oklahoma**

6725 Pat Avenue

*Oklahoma City*, OK 73149

**800-259-4140**

(405) 670-4114

Fax (405) 670-4544