

CE.SI.

CATALOGO
GENERALE



CE.SI.

PENSARE A COLORI
THINK IN COLOUR



OVERVIEW

MATT

| | bianco | quarzo | perla | antracite | fumo | torba | nero | cotone | canapa | lino | tortora | moka | t. di moro | banana | cedro | vanadio | cromo | corallo | vermiglio | rubino |
|-----------------------|--------|--------|-------|-----------|------|-------|------|--------|--------|------|---------|------|------------|--------|-------|---------|-------|---------|-----------|--------|
| PEI | 4 | 4 | 3 | 2 | 2 | 3 | 2 | 4 | 4 | 4 | 2 | 2 | 2 | 4 | 3 | 3 | 2 | 2 | 2 | 2 |
| 2,5x2,5 rete | ○ | ● | ● | ● | ● | ● | ● | ● | ● | ● | ● | ● | ● | ● | ● | ● | ● | ● | ● | ● |
| 5x5 rete | ○ | ● | ● | ● | ● | ● | ● | ● | ● | ● | ● | ● | ● | ● | ● | ● | ● | ● | ● | ● |
| 3x10 rete | ○ | ● | | | | | ● | ● | | | | | | | | | | | | |
| 5x5 - 5x20 | ○ | ● | ● | ● | ● | ● | ● | ● | ● | ● | ● | ● | ● | ● | ● | ● | ● | ● | ● | ● |
| 6x25 | ○ | ● | ● | | | ● | ● | ● | | | ● | ● | | | | ● | ● | | ● | |
| 10x10 - 20x20 | ○ | ● | ● | ● | ● | ● | ● | ● | ● | ● | ● | ● | ● | ● | ● | ● | ● | ● | ● | ● |
| 10x20 | ○ | ● | ● | | | ● | ● | ● | | | | | | | | | | | | |
| 10x30 - 10x60 - 20x60 | ○ | ● | ● | ● | | | ● | ● | ● | | ● | | | | | ● | ● | | ● | |
| 15x15 - 30x30 | ○ | ● | ● | | | | ● | ● | | | | | | | | | | | ● | |
| 20x20 ottagonio | ○ | ● | | | | ● | ● | ● | | | | | | | | | | | | |

LUCIDI

| | talco | salgemma | piombo | pirite | arsenico | lava | navona | alabastro | argilla | zircono | zolfo | arenaria | granato |
|-----------------------|-------|----------|--------|--------|----------|------|--------|-----------|---------|---------|-------|----------|---------|
| PEI | 4 | 4 | 3 | 3 | 3 | 2 | 4 | 4 | 3 | 3 | 3 | 3 | 2 |
| 2,5x2,5 rete | ○ | ● | ● | ● | | ● | ● | ● | ● | ● | ● | ● | ● |
| 3x10 rete | ○ | ● | | | | ● | ● | | | | | | ● |
| 5x5 rete | ○ | ● | ● | ● | | ● | ● | ● | | ● | ● | ● | ● |
| 5x5 | ○ | ● | ● | ● | | ● | ● | ● | | ● | ● | ● | ● |
| 6x25 | ○ | | | | | ● | ● | | | ● | ● | ● | ● |
| 10x10 - 20x20 | ○ | ● | ● | ● | | ● | ● | ● | | ● | ● | ● | ● |
| 10x20 | ○ | | | | ● | ● | | | | | | | |
| 10x30 - 10x60 - 20x60 | ○ | ● | | | | ● | ● | | | | | | ● |
| 15x15 - 30x30 | ○ | | | | | ● | | | | | | | |
| 20x20 ottagonio | ○ | | | | | ● | | | | | | | |

ANTISLIP R10 A+B

| | lecco | onno | bindo |
|---------------|-------|------|-------|
| PEI | 4 | 4 | 3 |
| 2,5x2,5 rete | ○ | ● | ● |
| 5x5 rete | ○ | ● | ● |
| 10x10 - 20x20 | ○ | ● | ● |

FULL BODY R10 A+B

| | fluoro | alluminio | nickel | carbonio | sodio | argon | xeno | bromo | gallio | gres |
|------------------|--------|-----------|--------|----------|-------|-------|------|-------|--------|------|
| 2,5x2,5 rete | ○ | ● | ● | ● | ● | | ● | ● | | ● |
| 5x5 rete esagono | ○ | ● | ● | ● | ● | | ● | ● | | ● |
| 5x5 rete | ○ | ● | ● | ● | ● | ● | ● | ● | ● | ● |
| 6x25 | | | ● | ● | ● | | ● | | | ● |
| 10x10 | ○ | ● | ● | ● | ● | ● | ● | ● | ● | ● |
| 20x20 | ○ | ● | ● | ● | ● | | ● | ● | | ● |
| 10x10 ottagonio | ○ | ● | ● | ● | ● | | ● | ● | | ● |

COSMO LUCIDO

| | matte | giovè | venere |
|------------------|-------|-------|--------|
| PEI | 4 | 2 | 4 |
| 6x25 strutturato | ○ | ● | ● |

COSMO FULL BODY R10 A+B

| | ariel | tebe | luna | giano |
|------------------|-------|------|------|-------|
| 6x25 strutturato | ● | ● | ● | ● |

| malva | lavanda | indaco | viola | cobalto | avio | galassia | pioggia | polvere | notte | azzurro | marina | baia | salvia | edera | aloe | felce | fieno | mela | kiwi | MATT |
|-------|---------|--------|-------|---------|------|----------|---------|---------|-------|---------|--------|------|--------|-------|------|-------|-------|------|------|-----------------------|
| 4 | 2 | 2 | 2 | 2 | 2 | 3 | 3 | 3 | 2 | 4 | 3 | 4 | 3 | 4 | 4 | 3 | 4 | 3 | 3 | PEI |
| | | | | | | | | | | | | | | | | | | | | 2,5x2,5 rete |
| | | | | | | | | | | | | | | | | | | | | 5x5 rete |
| | | | | | | | | | | | | | | | | | | | | 3x10 rete |
| | | | | | | | | | | | | | | | | | | | | 5x5 - 5x20 |
| | | | | | | | | | | | | | | | | | | | | 6x25 |
| | | | | | | | | | | | | | | | | | | | | 10x10 - 20x20 |
| | | | | | | | | | | | | | | | | | | | | 10x20 |
| | | | | | | | | | | | | | | | | | | | | 10x30 - 10x60 - 20x60 |
| | | | | | | | | | | | | | | | | | | | | 15x15 - 10x20 - 30x30 |
| | | | | | | | | | | | | | | | | | | | | 20x20 ottagono |

| orchidea | berillo | navy | galena | tundra | silicio | titanio | lime | LUCIDI |
|----------|---------|------|--------|--------|---------|---------|------|-----------------------|
| 2 | 2 | 2 | 4 | 4 | 3 | 3 | 3 | PEI |
| | | | | | | | | 2,5x2,5 rete |
| | | | | | | | | 3x10 rete |
| | | | | | | | | 5x5 rete |
| | | | | | | | | 5x5 |
| | | | | | | | | 6x25 |
| | | | | | | | | 10x10 - 20x20 |
| | | | | | | | | 10x20 |
| | | | | | | | | 10x30 - 10x60 - 20x60 |
| | | | | | | | | 15x15 - 30x30 |
| | | | | | | | | 20x20 ottagono |

| ANTISLIP | R10 A+B |
|-----------------|----------------|
| | PEI |
| | 2,5x2,5 rete |
| | 5x5 rete |
| | 10x10 - 20x20 |

| agata | neon | calcio | zaffiro | cloro | giada | FULL BODY | R10 A+B |
|-------|------|--------|---------|-------|-------|------------------|------------------|
| | | | | | | | 2,5x2,5 rete |
| | | | | | | | 5x5 rete esagono |
| | | | | | | | 5x5 rete |
| | | | | | | | 6x25 |
| | | | | | | | 10x10 |
| | | | | | | | 20x20 |
| | | | | | | | 10x10 ottagono |

| COSMO | LUCIDO |
|--------------|------------------|
| | PEI |
| | 6x25 strutturato |

| COSMO | FULL BODY | R10 A+B |
|--------------|------------------|------------------|
| | | 6x25 strutturato |



06 — L'AZIENDA



**08 — DNA
A COLORI**



14 — OVERVIEW

INDEX

16 — **GRES
PORCELLANATO
SMALTATO**



112 — **FULL BODY**



154 — **6x25**



18 — **I Classici**
20 — Ambienti
36 — Formati&Colori

50 — **Motivo**

58 — **Metro**
72 — Ottagono

78 — **Mosaici**
80 — Hellas
82 — Lirica
84 — Atlantica
86 — 3x10
88 — Le Fantasie

104 — **Transfer**

116 — **I Tecnici**
118 — Nuance
120 — Ambienti
124 — Formati&Colori

126 — **5x5 Esagono**

132 — **Art Déco**
134 — 10x10 Ottagono
140 — Cubo
142 — Stella
146 — Butterfly

150 — **Epoque**

158 — **Matt_Lucido**

162 — **Full Body**

164 — **Cosmo**

168 — **Referenze**
REFERENCES

172 — **Dati tecnici**
TECHNICAL DATA

L'AZIENDA

OUR COMPANY



dal 1962



Da oltre 60 anni, CE.SI. inventa, progetta e realizza ceramiche di altissima qualità, apprezzate in tutto il mondo e capaci di soddisfare anche il cliente più esigente.

La continua ricerca sul colore, l'attenzione all'utilizzo di materie prime selezionate, fanno di CE.SI. un leader riconosciuto a livello internazionale, nella produzione di piastrelle in gres porcellanato per pavimenti e rivestimenti.

La varietà di formati colori e finiture disponibili, offre ai progettisti la possibilità di creare infinite combinazioni e soluzioni d'effetto.

Since more than 60 years CE.SI. is inventing, planning and realizing high quality ceramic tiles, known worldwide and able to satisfy also the most demanding client.

The continuous colour research, the use of selected raw materials, make CE.SI. an international known leader in porcelain stoneware production both for wall and floor.

The wide variety of sizes, colours and finishing offers endless combinations and interesting solutions.



ad oggi



DNA A COLORI

COLORFULL DNA



ESTRO
THINK




MATERIA
CREATE



FORMA
SHAPE



COLORE
COLOUR



La ricerca sul colore, portata avanti con coerenza e professionalità, si concretizza in una nuova gamma di prodotti da pavimento e rivestimento che costituiscono un progetto organico fatto di nuovi colori, superfici e formati tra loro compatibili.

I nostri prodotti offrono una superficie compatta e resistente, dai colori più brillanti e saturi: le materie prime selezionate che formano il supporto, garantiscono la totale assenza di impurità e una migliore distribuzione del colore.

Il colore è per eccellenza la parte dell'arte che possiede un dono magico.

Mentre il soggetto, la forma, la linea si rivolgono prima di tutto al pensiero, il colore non ha nessun significato per l'intelligenza, ma ha tutti i poteri sulla sensibilità, provoca delle sensazioni. Il mondo è disegnato dalla luce e plasmato dal colore. Il colore muove, esprime, sussurra, diverte. Il colore si intreccia con fantasia generando trame di materia e di racconti.




Research into colour, carried forth consistently and professionally, takes shape in a new range of wall and floor products that form a systematic project made of new colours, surfaces and sizes all modular with each other.

Our products offer a compact, hardwearing surface with the brightest and fullest colours. The selected raw materials ensure a total absence of impurities and a better distribution of colour. The colour is part of the excellence that has a magical gift. While the subject, form, line turn first of all in thought, the color has no meaning for the intelligence but all powers on sensitivity, causing sensations. The world is drawn by the light and defined by colour. Colour moves, expresses, whispers, amuses. Colour confuses with fantasy, creating new material and tales.







MATT

| | | |
|---|-----------|-------------|
|  | bianco | S 0300-N |
|  | quarzo | S 2000-N |
|  | perla | S 4000-N |
|  | antracite | S 6005-Y80R |
|  | fumo | S 8005-Y20R |
|  | torba | S 8500-N |
|  | nero | S 9000-N |









| | | |
|---|------------|-------------|
|  | cotone | S 1002-Y50R |
|  | canapa | S 2010-Y50R |
|  | lino | S3010-Y40R |
|  | tortora | S 4005-Y50R |
|  | moka | S 6005-Y50R |
|  | t. di moro | S 8505-Y20R |

| | | |
|---|-----------|-------------|
|  | banana | S1020-G90Y |
|  | cedro | S1040-Y |
|  | vanadio | S 1070-Y20R |
|  | cromo | S0570-Y50R |
|  | corallo | S 2050-Y70R |
|  | vermiglio | S1580-Y90R |
|  | rubino | S4040-R10B |







| | | |
|---|---------|-------------|
|  | malva | S1515-R |
|  | lavanda | S 1515-R60B |
|  | indaco | S3020-R20B |
|  | viola | S5020-R50B |

| | | |
|---|----------|------------|
|  | cobalto | S5040-R70 |
|  | avio | S5030-R80B |
|  | galassia | S3040-R90B |
|  | pioggia | S4020-R90B |
|  | polvere | S2020-R80B |
|  | notte | S5030-B |
|  | azzurro | S1010-B |
|  | marina | S1030-B |



MATT






| | | |
|---|--------|------------|
|  | baia | S1015-B50G |
|  | salvia | S4030-B30G |
|  | edera | S3005-G20Y |
|  | aloe | S3020-G10Y |
|  | felce | S6020-B90G |
|  | fieno | S1515-G60Y |
|  | mela | S1030-G50Y |
|  | kiwi | S2050-G30Y |

LUCIDI




| | | |
|---|----------|------------|
|  | talco | S0500-N |
|  | salgemma | S2002-R |
|  | piombo | S3502-R |
|  | pirite | S6005-Y80R |
|  | arsenico | S 8500-N |
|  | lava | S9000-N |

| | | |
|---|-----------|------------|
|  | navona | S1005-Y40R |
|  | alabastro | S3010-Y50R |
|  | argilla | S5005-Y20R |
|  | zircono | S1030-Y |
|  | zolfo | S1060-Y20R |
|  | arenaria | S1070-Y50R |
|  | ambra | S5020-Y40R |
|  | granato | S3560-R |





| | | |
|---|----------|------------|
|  | orchidea | S6020-R50B |
|  | berillo | S5030-R80B |
|  | petrolio | S5040-B |
|  | navy | S5020-R90B |
|  | galena | S1030-B |




| | | |
|---|---------|------------|
|  | tundra | S1510-B50G |
|  | silicio | S3040-B40G |
|  | titanio | S1030-G50Y |
|  | lime | S2050-G30Y |
|  | rame | S6030-G |


ANTISLIP R10 A+B

| | | |
|---|-------|----------|
|  | lecco | S 0300-N |
|  | onno | S 2000-N |
|  | bindo | S 4000-N |

FULL BODY R10 A+B




| | | |
|---|-----------|---------|
|  | fluoro | S0502-Y |
|  | alluminio | S2002-Y |
|  | nickel | S5500-N |
|  | carbonio | S8000-N |

| | | |
|---|--------|------------|
|  | sodio | S1002-Y50R |
|  | argon | S1505-Y40R |
|  | xeno | S4005_Y50R |
|  | bromo | S8005-Y50R |
|  | gallio | S4020-Y30R |





| | | |
|---|---------|------------|
|  | agata | S1515-Y80R |
|  | gres | S5030-Y70R |
|  | neon | S6020-R90B |
|  | calcio | S3040-R80B |
|  | zaffiro | S4020-R90B |
|  | cloro | S1510-B20G |

| | | |
|---|-------|------------|
|  | giada | S5005-G20Y |
|---|-------|------------|

COSMO LUCIDO

| | | |
|---|--------|------------|
|  | marte | S0500-N |
|  | giove | S9000-N |
|  | venere | S1005-Y40R |

COSMO FULL BODY R10 A+B

| | | |
|---|-------|------------|
|  | ariel | S5500-N |
|  | tebe | S8000-N |
|  | luna | S1002-Y50R |
|  | giano | S4005-Y50R |

NCS

THE UNIVERSAL LANGUAGE OF COLOUR



MOOD
INSPIRATION



VERMIGLIO
COLOUR



NCS
SUGGESTION

Il sistema colore NCS definito come "The Universal Language of Colour" è ad oggi il più diffuso ed utilizzato a fini pratici a livello mondiale da aziende produttrici, architetti, designer. Attraverso questa tabella diamo dei suggerimenti di corrispondenza di colore, non identica ma abbinabile alle nostre tinte unite.

Ncs, or Natural Colour System, also known as "The Universal Language of Colours", is the most popular and used worldwide by producers, architects and designers. By this chart we are able to suggest the best matching colour with our plain colours collection.

PROGETTA A COLORI

PROJECT BY COLOUR

La collezione CE.SI. è caratterizzata da un'ampia gamma di superfici: matt, lucidi, antiscivolo, che possono essere abbinati tra loro, grazie alla fedeltà cromatica che le caratterizza, per generare proposte dall'alto valore estetico-progettuale.

The collection CE.SI. is composed by a wide range of surfaces: matt - glossy - antislip which, thanks to high chromatic precision, can be perfectly matched together, creating proposals of a high aesthetic and design value.







GRES PORCELLANATO SMALTATO

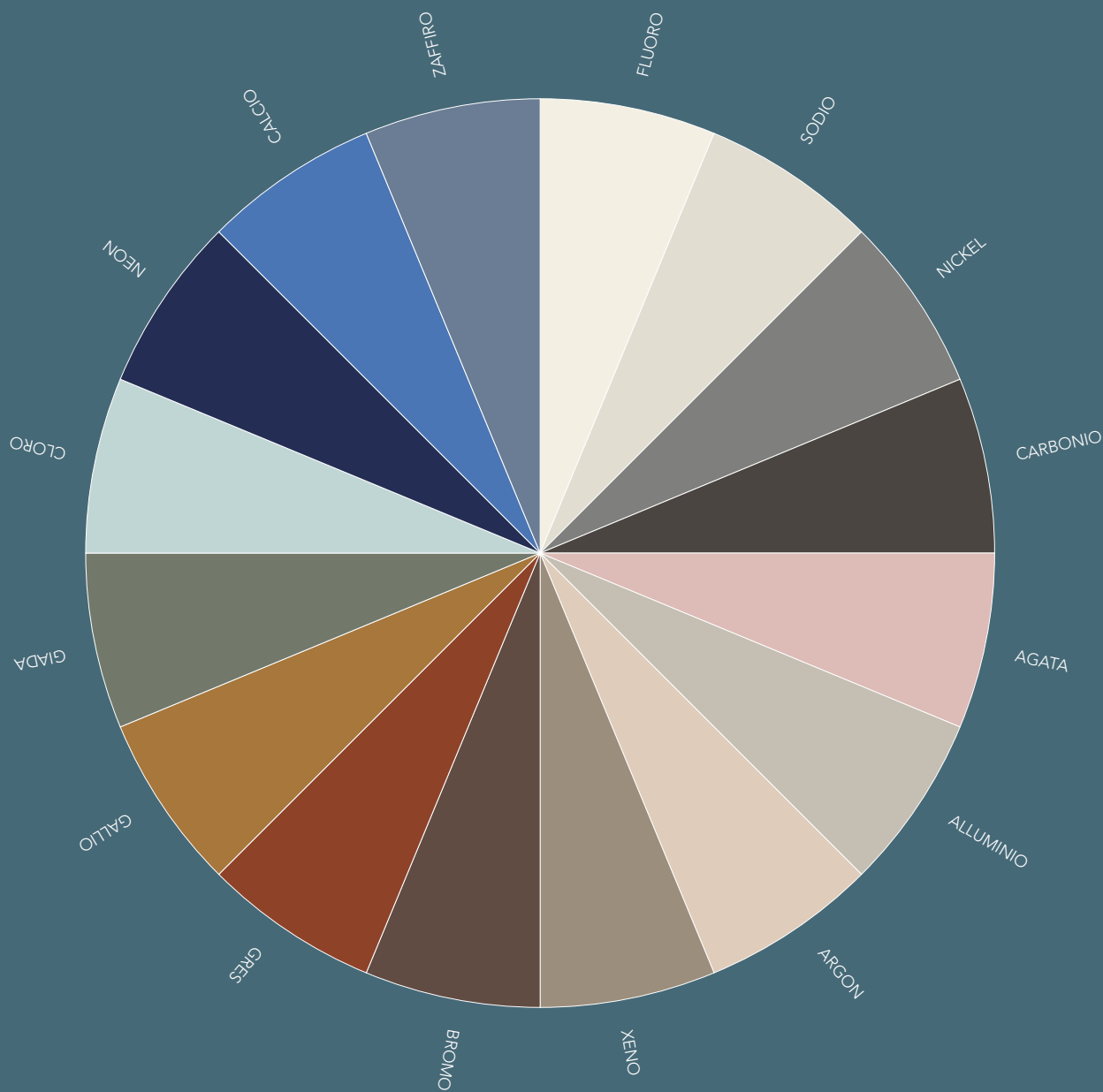
GLAZED PORCELAIN STONEWARE





FULL BODY R10 A+B


UNGLAZED PORCELAIN STONEWARE





GRES PORCELLANATO SMALTATO

GLAZED PORCELAIN STONEWARE



18 ___ **I Classici**

20 ___ Ambienti

36 ___ Formati&Colori

50 ___ **Motivo**

58 ___ **Metro**

72 ___ Ottagono

78 ___ **Mosaici**

80 ___ Hellas

82 ___ Lirica

84 ___ Atlantica

86 ___ 3x10

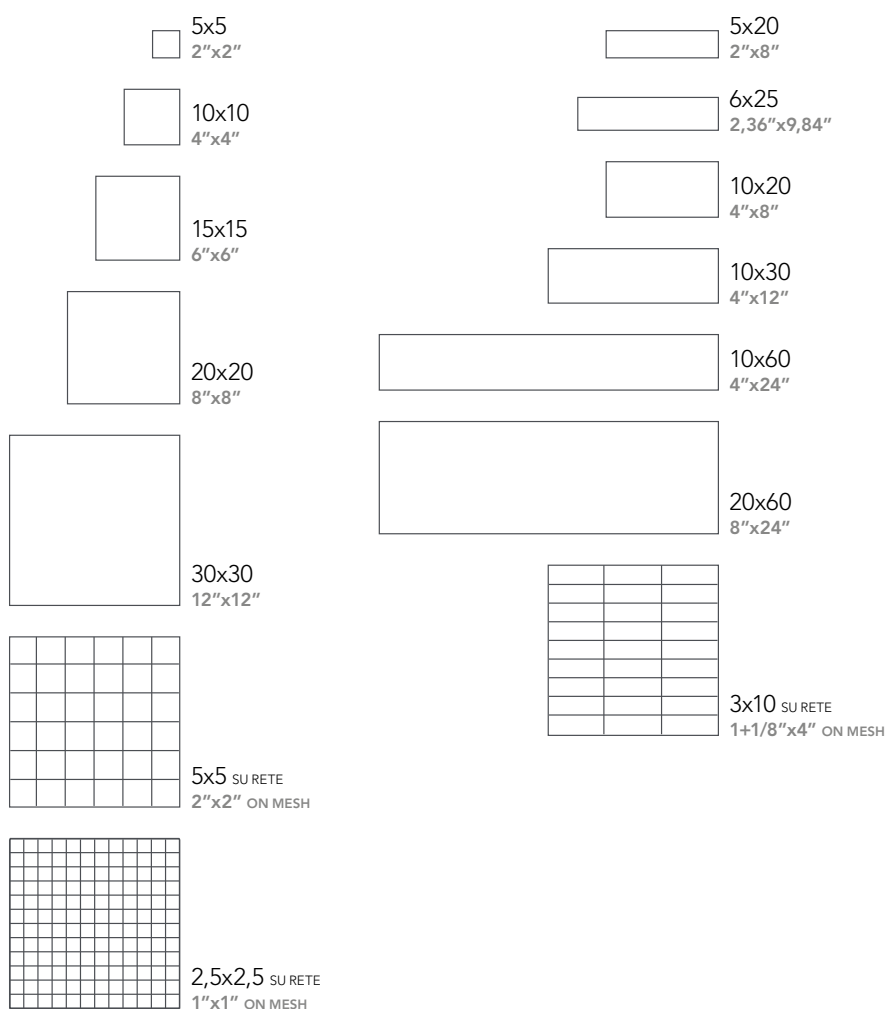
88 ___ Le Fantasie

104 ___ **Transfer**

I Classici

LUCIDI . MATT . ANTISLIP

COLLECTION



 = A PAVIMENTO
FLOOR

 = A RIVESTIMENTO
WALL

 = TINTE CORRELATE
MATCHING COLOURS





I Classici

L'intensa e vivace gamma cromatica delle piastrelle armonizza sapientemente design ed eleganza.

Proposte di posa, creative ed originali, in cui colori di tendenza e piacevoli giochi di luce delle diverse superfici di pavimenti e rivestimenti caratterizzano sia spazi pubblici che ambienti residenziali unici.

The rich and vivid chromatic tile range skilfully harmonizes design and grace.

Artistic and original laying proposals typify public spaces and residential locations with trend colours and plays of light and surfaces.



10x10 4"x4" . MATT



COTONE



CROMO



KIWI



SALVIA

20x20 8"x8" . MATT




BIANCO

20x60 8"x24" . MATT



COBALTO

I Classici



10x30 4"x12" . MATT

2,5x2,5 1"x1" . MATT

2,5x2,5 1"x1" . MATT



BIANCO



CROMO



CROMO



20x60 8"x24" . MATT



BIANCO



TORTORA



EDERA



POLVERE



10x10 4"x4" . MATT



BIANCO

5x5 2"x2" . MATT



BIANCO

20x20 8"x8" . FULL BODY



NIKEL



FLUORO



I Classici



10x10 4"x4" . MATT



ALOE



20x60 8"x24". MATT



POLVERE

20x20 8"x8". MATT



BIANCO

20x60 8"x24". MATT



POLVERE

I Classici



20x20 8"x8" . 10x10 4"x4" . MATT



COBALTO



NOTTE



AVIO



POLVERE



FELCE



KIVI



BANANA



VANADIO



CROMO



VERMIGLIO



VIOLA



LAVANDA



MALVA



INDACO



BIANCO



20x60 8"x24" . MATT



MELA


Progetto creativo

Diverse combinazioni di posa, dalle più originali alle più classiche, sono corredate dall'indicazione dei formati e dalla gamma colore scelti.

Ogni progetto è unico e personalizzabile: formati e colori possono essere mescolati in piena libertà

Different laying proposals, from the most original to the most classic, are supplied with informations about selected sizes and colours.

Every project is unique: sizes and colours can be freely mixed.



6x25 2,6"x9,84". LUCIDO / MATT



TORBA



LAVA




NERO



PERLA

*progetta on-line
le tue composizioni* CESICERAMICA.IT



6x25 2,6" x 9,84". LUCIDO / MATT



TALCO




KIWI



ALOE



SALVIA



6x25 2,6" x 9,84". MATT



POLVERE



PIOGGIA



BIANCO



QUARZO

Progetto creativo

*progetta on-line
le tue composizioni* CESICERAMICA.IT



6x25 2,6"x9,84" . MATT



BIANCO



SALVIA



POLVERE



6x25 2,6"x9,84" . MATT




6x25 2,6"x9,84" . MATT



Progetto creativo

*progetta on-line
le tue composizioni* CESICERAMICA.IT



10x60 4"x24" - 20x60 8"x24" . MATT



QUARZO



PERLA





ANTRACITE



POLVERE










BIANCO



10x60 4"x24" - 20x60 8"x24" . MATT








-  ANTRACITE
-  VANADIO
-  CROMO
-  PERLA
-  BIANCO



10x60 4"x24" - 20x60 8"x24" . MATT



-  PERLA
-  ANTRACITE
-  MELA
-  EDERA
-  BIANCO

Formati & Colori

SIZES AND COLOURS



| FORMATO | DIMENSIONI (mm) | SPESSORE (mm) | kg / mq | mq / box | pcs / box | box / pallet | mq / pallet |
|-----------------|-----------------|---------------|---------|----------|-----------|--------------|-------------|
| 5x5 | 48x48 | 5,5 | 11 | - | - | - | - |
| 5x20 * | 48x200 | 6,5 | 14 | - | - | - | - |
| 6x25 | 61x250 | 6,5 | 14 | 1,00 | 66 | 60 | 60 |
| 10x10 | 98,5x98,5 | 6,5 | 14 | 1,00 | 100 | 96 | 96 |
| 10x20 | 98,5x200 | 6,5 | 14 | 1,40 | 70 | 76 | 106,40 |
| 10x30 | 98,5x300 | 8 | 17 | 1,02 | 34 | 60 | 61,20 |
| 10x60 * | 98,5x600 | 8 | 17 | 1,00 | 16 | 48 | 48 |
| 15x15 | 148,5x148,5 | 6,5 | 14 | 1,00 | 44 | 85 | 85 |
| 20x20 | 200x200 | 6,5 | 14 | 1,40 | 35 | 76 | 106,40 |
| 20x60 | 200x600 | 8 | 17 | 1,00 | 8 | 48 | 48 |
| 30x30 | 300x300 | 8 | 17 | 1,26 | 14 | 46 | 57,96 |
| 2,5x2,5 su rete | 300x300 Foglio | 5,5 | 11 | 1,00 | 11 fogli | 40 | 40 |
| 5x5 su rete | 300x300 Foglio | 5,5 | 11 | 1,00 | 11 fogli | 40 | 40 |
| 3x10 su rete | 300x300 Foglio | 5,5 | 11 | 1,00 | 11 fogli | 40 | 40 |

* VEDI PAG. 175
SEE PAG. 175

MATT

BIANCO




| | |
|---------|-------|
| 20x60 | 15x15 |
| 10x60 | 20x20 |
| 10x30 | 10x10 |
| 30x30 | 5x20 |
| 10x20 | 6x25 |
| 5x5 | |
| 5x5 | |
| 2,5x2,5 | |
| 3x10 | |

QUARZO




| | |
|---------|-------|
| 20x60 | 15x15 |
| 10x60 | 20x20 |
| 10x30 | 10x10 |
| 30x30 | 5x20 |
| 10x20 | 6x25 |
| 5x5 | |
| 5x5 | |
| 2,5x2,5 | |
| 3x10 | |

PERLA




| | |
|---------|-------|
| 20x60 | 15x15 |
| 10x60 | 20x20 |
| 10x30 | 10x10 |
| 30x30 | 5x20 |
| 10x20 | 6x25 |
| 5x5 | |
| 5x5 | |
| 2,5x2,5 | |

ANTRACITE




| | |
|---------|-------|
| 20x60 | - |
| 10x60 | 20x20 |
| 10x30 | 10x10 |
| - | 5x5 |
| 5x20 | - |
| 5x5 | |
| 2,5x2,5 | |

FUMO




| | |
|---------|-------|
| - | - |
| - | 20x20 |
| - | 10x10 |
| - | 5x20 |
| 5x5 | |
| 5x5 | |
| 2,5x2,5 | |

TORBA



| | |
|---------|-------|
| - | - |
| - | 20x20 |
| - | 10x10 |
| - | 5x20 |
| 10x20 | 6x25 |
| 5x5 | |
| 5x5 | |
| 2,5x2,5 | |

NERO



| | |
|---------|-------|
| 20x60 | 15x15 |
| 10x60 | 20x20 |
| 10x30 | 10x10 |
| 30x30 | 5x20 |
| 10x20 | 6x25 |
| 5x5 | |
| 5x5 | |
| 2,5x2,5 | |
| 3x10 | |

LUCIDI

TALCO




| | |
|---------|-------|
| 20x60 | 15x15 |
| 10x60 | 20x20 |
| 10x30 | 10x10 |
| 30x30 | - |
| 10x20 | 6x25 |
| 5x5 | |
| 5x5 | |
| 2,5x2,5 | |
| 3x10 | |

SALGEMMA




| | |
|---------|-------|
| 20x60 | - |
| 10x60 | 20x20 |
| 10x30 | 10x10 |
| - | - |
| - | - |
| 5x5 | |
| 5x5 | |
| 2,5x2,5 | |
| 3x10 | |

PIOMBO




| | |
|---------|-------|
| - | - |
| - | 20x20 |
| - | 10x10 |
| - | - |
| - | - |
| 5x5 | |
| 5x5 | |
| 2,5x2,5 | |

PIRITE




| | |
|---------|-------|
| - | - |
| - | 20x20 |
| - | 10x10 |
| - | - |
| - | - |
| 5x5 | |
| 5x5 | |
| 2,5x2,5 | |

ARSENICO



| | |
|-------|---|
| - | - |
| - | - |
| - | - |
| - | - |
| 10x20 | - |
| - | |

LAVA



| | |
|---------|-------|
| 20x60 | - |
| 10x60 | 20x20 |
| 10x30 | 10x10 |
| - | - |
| - | - |
| - | 6x25 |
| 5x5 | |
| 5x5 | |
| 2,5x2,5 | |
| 3x10 | |

ANTISLIP RIO A+B

LECCO




| | |
|---------|--|
| 20x20 | |
| 10x10 | |
| 5x5 | |
| 2,5x2,5 | |

ONNO



| | |
|---------|--|
| 20x20 | |
| 10x10 | |
| 5x5 | |
| 2,5x2,5 | |


BINDO



| | |
|---------|--|
| 20x20 | |
| 10x10 | |
| 5x5 | |
| 2,5x2,5 | |


MOSAICO

LIRICA NERUDA



2,5x2,5

HELLAS DILOS




2,5x2,5

LIRICA CALVINO




2,5x2,5

ATLANTICA LOFOTEN




2,5x2,5

ATLANTICA TERCEIRA



2,5x2,5 Antislip

LIRICA POE




2,5x2,5

COTONE




| | |
|---------|-------|
| 20x60 | 15x15 |
| 10x60 | 20x20 |
| 10x30 | 10x10 |
| 30x30 | 5x20 |
| 10x20 | 6x25 |
| 5x5 | |
| 5x5 | |
| 2,5x2,5 | |
| 3x10 | |

CANAPA




| | |
|---------|-------|
| 20x60 | - |
| 10x60 | 20x20 |
| 10x30 | 10x10 |
| - | 5x20 |
| - | 6x25 |
| 5x5 | |
| 5x5 | |
| 2,5x2,5 | |

LINO




| | |
|---------|-------|
| - | - |
| - | 20x20 |
| - | 10x10 |
| - | 5x20 |
| - | - |
| 5x5 | |
| 5x5 | |
| 2,5x2,5 | |

TORTORA




| | |
|---------|-------|
| 20x60 | - |
| 10x60 | 20x20 |
| 10x30 | 10x10 |
| - | 5x20 |
| - | 6x25 |
| 5x5 | |
| 5x5 | |
| 2,5x2,5 | |

MOKA



| | |
|---------|-------|
| - | - |
| - | 20x20 |
| - | 10x10 |
| - | 5x20 |
| - | 6x25 |
| 5x5 | |
| 5x5 | |
| 2,5x2,5 | |

TESTA DI MORO




| | |
|---------|-------|
| - | - |
| - | 20x20 |
| - | 10x10 |
| - | 5x20 |
| - | - |
| 5x5 | |
| 5x5 | |
| 2,5x2,5 | |

NAVONA




| | |
|---------|-------|
| 20x60 | - |
| 10x60 | 20x20 |
| 10x30 | 10x10 |
| - | - |
| - | 6x25 |
| 5x5 | |
| 5x5 | |
| 2,5x2,5 | |
| 3x10 | |

ALABASTRO



| | |
|---------|-------|
| - | - |
| - | 20x20 |
| - | 10x10 |
| - | - |
| - | - |
| 5x5 | |
| 5x5 | |
| 2,5x2,5 | |


ARGILLA



| | |
|---------|-------|
| - | - |
| - | 20x20 |
| - | 10x10 |
| - | - |
| - | - |
| 5x5 | |
| 5x5 | |
| 2,5x2,5 | |


MOSAICO

ATLANTICA SVALBARD




2,5x2,5

ATLANTICA FLORES




2,5x2,5 Antislip

HELLAS CRETA



2,5x2,5

LIRICA LORCA



2,5x2,5

MATT

BANANA




| | |
|---------|-------|
| - | - |
| - | 20x20 |
| - | 10x10 |
| - | 5x20 |
| - | - |
| 5x5 | - |
| 5x5 | - |
| 2,5x2,5 | - |

CEDRO




| | |
|---------|-------|
| - | - |
| - | 20x20 |
| - | 10x10 |
| - | 5x20 |
| - | - |
| 5x5 | - |
| 5x5 | - |
| 2,5x2,5 | - |

VANADIO




| | |
|---------|-------|
| 20x60 | - |
| 10x60 | 20x20 |
| 10x30 | 10x10 |
| - | 5x20 |
| - | 6x25 |
| 5x5 | - |
| 5x5 | - |
| 2,5x2,5 | - |

CROMO




| | |
|---------|-------|
| 20x60 | - |
| 10x60 | 20x20 |
| 10x30 | 10x10 |
| - | 5x20 |
| - | 6x25 |
| 5x5 | - |
| 5x5 | - |
| 2,5x2,5 | - |

CORALLO




| | |
|---------|-------|
| - | - |
| - | 20x20 |
| - | 10x10 |
| - | 5x20 |
| - | - |
| 5x5 | - |
| 5x5 | - |
| 2,5x2,5 | - |

VERMIGLIO



| | |
|---------|-------|
| 20x60 | - |
| 10x60 | 20x20 |
| 10x30 | 10x10 |
| - | 5x20 |
| - | 6x25 |
| 5x5 | - |
| 5x5 | - |
| 2,5x2,5 | - |


RUBINO



| | |
|---------|-------|
| - | - |
| - | 20x20 |
| - | 10x10 |
| - | 5x20 |
| - | - |
| 5x5 | - |
| 5x5 | - |
| 2,5x2,5 | - |

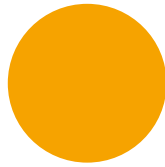
LUCIDI

ZIRCONO




| | |
|---------|-------|
| - | - |
| - | 20x20 |
| - | 10x10 |
| - | - |
| - | - |
| 5x5 | - |
| 5x5 | - |
| 2,5x2,5 | - |

ZOLFO




| | |
|---------|-------|
| - | - |
| - | 20x20 |
| - | 10x10 |
| - | - |
| - | - |
| 5x5 | - |
| 5x5 | - |
| 2,5x2,5 | - |

ARENARIA



| | |
|---------|-------|
| - | - |
| - | 20x20 |
| - | 10x10 |
| - | - |
| - | - |
| 5x5 | - |
| 5x5 | - |
| 2,5x2,5 | - |


GRANATO



| | |
|---------|-------|
| - | - |
| - | 20x20 |
| - | 10x10 |
| - | - |
| - | - |
| 5x5 | - |
| 5x5 | - |
| 2,5x2,5 | - |


MOSAICO

HELLAS
KOS




2,5x2,5

HELLAS
NAXOS




2,5x2,5

HELLAS
MYKONOS



2,5x2,5


MALVA



| | |
|---|-------|
| - | - |
| - | 20x20 |
| - | 10x10 |
| - | 5x20 |
| - | - |

| |
|---------|
| 5x5 |
| 5x5 |
| 2,5x2,5 |


LAVANDA



| | |
|---|-------|
| - | - |
| - | 20x20 |
| - | 10x10 |
| - | 5x20 |
| - | - |

| |
|---------|
| 5x5 |
| 5x5 |
| 2,5x2,5 |


INDACO



| | |
|---|-------|
| - | - |
| - | 20x20 |
| - | 10x10 |
| - | 5x20 |
| - | - |

| |
|---------|
| 5x5 |
| 5x5 |
| 2,5x2,5 |

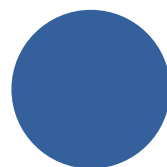
VIOLA



| | |
|-------|-------|
| 20x60 | - |
| 10x60 | 20x20 |
| 10x30 | 10x10 |
| - | 5x20 |
| - | - |

| |
|---------|
| 5x5 |
| 5x5 |
| 2,5x2,5 |


AVIO



| | |
|---|-------|
| - | - |
| - | 20x20 |
| - | 10x10 |
| - | 5x20 |
| - | - |

| |
|---------|
| 5x5 |
| 5x5 |
| 2,5x2,5 |

COBALTO




| | |
|-------|-------|
| 20x60 | - |
| 10x60 | 20x20 |
| 10x30 | 10x10 |
| - | 5x20 |
| - | 6x25 |

| |
|---------|
| 5x5 |
| 5x5 |
| 2,5x2,5 |

MATT

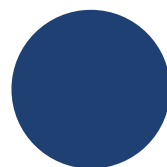
ORCHIDEA



| | |
|---|-------|
| - | - |
| - | 20x20 |
| - | 10x10 |
| - | - |
| - | - |

| |
|---------|
| 5x5 |
| 5x5 |
| 2,5x2,5 |

BERILLO




| | |
|---|-------|
| - | - |
| - | 20x20 |
| - | 10x10 |
| - | - |
| - | - |

| |
|---------|
| 5x5 |
| 5x5 |
| 2,5x2,5 |

LUCIDI


MOSAICO

**LIRICA
MONTALE**



2,5x2,5


**HELLAS
CORFÙ**



2,5x2,5


MATT

AZZURRO




| | |
|---------|-------|
| - | - |
| - | 20x20 |
| - | 10x10 |
| - | 5x20 |
| - | - |
| 5x5 | - |
| 5x5 | - |
| 2,5x2,5 | - |

MARINA




| | |
|---------|-------|
| - | - |
| - | 20x20 |
| - | 10x10 |
| - | 5x20 |
| - | - |
| 5x5 | - |
| 5x5 | - |
| 2,5x2,5 | - |

GALASSIA




| | |
|---------|-------|
| - | - |
| - | 20x20 |
| - | 10x10 |
| - | 5x20 |
| - | - |
| 5x5 | - |
| 5x5 | - |
| 2,5x2,5 | - |

POLVERE




| | |
|---------|-------|
| 20x60 | - |
| 10x60 | 20x20 |
| 10x30 | 10x10 |
| - | 5x20 |
| - | 6x25 |
| 5x5 | - |
| 5x5 | - |
| 2,5x2,5 | - |

PIOGGIA



| | |
|---------|-------|
| - | - |
| - | 20x20 |
| - | 10x10 |
| - | 5x20 |
| - | 6x25 |
| 5x5 | - |
| 5x5 | - |
| 2,5x2,5 | - |


NOTTE



| | |
|---------|-------|
| - | - |
| - | 20x20 |
| - | 10x10 |
| - | 5x20 |
| - | - |
| 5x5 | - |
| 5x5 | - |
| 2,5x2,5 | - |


LUCIDI

GALENA



| | |
|---------|-------|
| - | - |
| - | 20x20 |
| - | 10x10 |
| - | - |
| - | - |
| 5x5 | - |
| 5x5 | - |
| 2,5x2,5 | - |

NAVY



| | |
|---------|-------|
| - | - |
| - | 20x20 |
| - | 10x10 |
| - | - |
| - | - |
| 5x5 | - |
| 5x5 | - |
| 2,5x2,5 | - |

MOSAICO

ATLANTICA
PICO



2,5x2,5 Antislip

ATLANTICA
SHETLAND




2,5x2,5

LIRICA
SABA




2,5x2,5

BAIA




| | |
|---------|-------|
| - | - |
| - | 20x20 |
| - | 10x10 |
| - | 5x20 |
| - | - |
| 5x5 | |
| 5x5 | |
| 2,5x2,5 | |

SALVIA




| | |
|---------|-------|
| - | - |
| - | 20x20 |
| - | 10x10 |
| - | 5x20 |
| - | 6x25 |
| 5x5 | |
| 5x5 | |
| 2,5x2,5 | |

EDERA




| | |
|---------|-------|
| 20x60 | - |
| 10x60 | 20x20 |
| 10x30 | 10x10 |
| - | 5x20 |
| - | 6x25 |
| 5x5 | |
| 5x5 | |
| 2,5x2,5 | |

ALOE



| | |
|---------|-------|
| - | - |
| - | 20x20 |
| - | 10x10 |
| - | 5x20 |
| - | 6x25 |
| 5x5 | |
| 5x5 | |
| 2,5x2,5 | |

FELCE




| | |
|---------|-------|
| - | - |
| - | 20x20 |
| - | 10x10 |
| - | 5x20 |
| - | - |
| 5x5 | |
| 5x5 | |
| 2,5x2,5 | |

TUNDRA




| | |
|---------|-------|
| - | - |
| - | 20x20 |
| - | 10x10 |
| - | - |
| - | - |
| 5x5 | |
| 5x5 | |
| 2,5x2,5 | |

SILICIO




| | |
|---------|-------|
| - | - |
| - | 20x20 |
| - | 10x10 |
| - | - |
| - | - |
| 5x5 | |
| 5x5 | |
| 2,5x2,5 | |

**HELLAS
SIROS**



2,5x2,5

**LIRICA
HUGO**



2,5x2,5


MATT

FIENO



| | |
|---------|-------|
| - | - |
| - | 20x20 |
| - | 10x10 |
| - | 5x20 |
| - | - |
| 5x5 | |
| 5x5 | |
| 2,5x2,5 | |

MELA



| | |
|---------|-------|
| 20x60 | - |
| 10x60 | 20x20 |
| 10x30 | 10x10 |
| - | 5x20 |
| - | 6x25 |
| 5x5 | |
| 5x5 | |
| 2,5x2,5 | |


KIWI



| | |
|---------|-------|
| - | - |
| - | 20x20 |
| - | 10x10 |
| - | 5x20 |
| - | 6x25 |
| 5x5 | |
| 5x5 | |
| 2,5x2,5 | |

LUCIDI

TITANIO




| | |
|---------|-------|
| - | - |
| - | 20x20 |
| - | 10x10 |
| - | - |
| - | - |
| 5x5 | |
| 5x5 | |
| 2,5x2,5 | |

LIME




| | |
|---------|-------|
| - | - |
| - | 20x20 |
| - | 10x10 |
| - | - |
| - | - |
| 5x5 | |
| 5x5 | |
| 2,5x2,5 | |

**HELLAS
ANDROS**



2,5x2,5

**LIRICA
PAVESE**



2,5x2,5

Pezzi speciali

SPECIAL TRIMS

La collezione è coordinata da una ampia gamma di pezzi speciali perfettamente modulari tra loro, disponibili nei 40 colori matt, in gres porcellanato smaltato, nelle stesse caratteristiche tecniche ed estetiche dei prodotti ai quali sono abbinati.

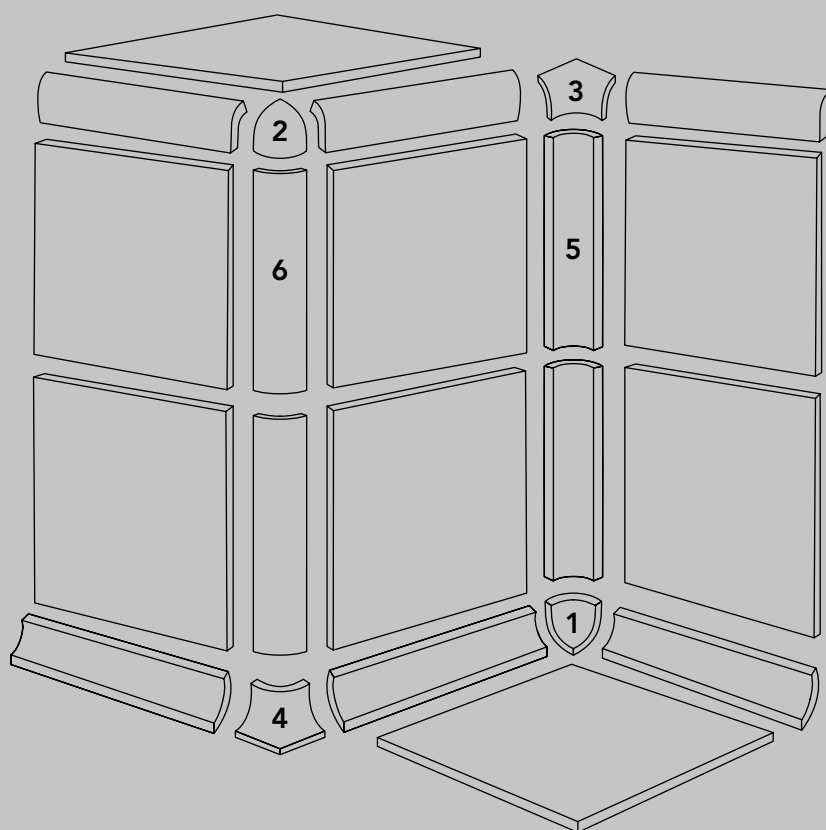
The collection is coordinated to a wide special trims range, all perfectly modular, available in 40 matt colours in glazed porcelain stoneware, with the same technical and aesthetic features as their matching tiles.





Pezzi speciali

SPECIAL TRIMS



CONCHIGLIA INTERNA
INTERNAL ACORN
2,5x2,5 . 1"x1"



CONCHIGLIA ESTERNA
EXTERNAL ACORN
2,5x2,5 . 1"x1"



PIEDOCA INTERNA
INTERNAL ELEPHANT'S FOOT
2,5x2,5 . 1"x1"



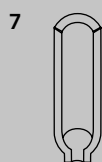
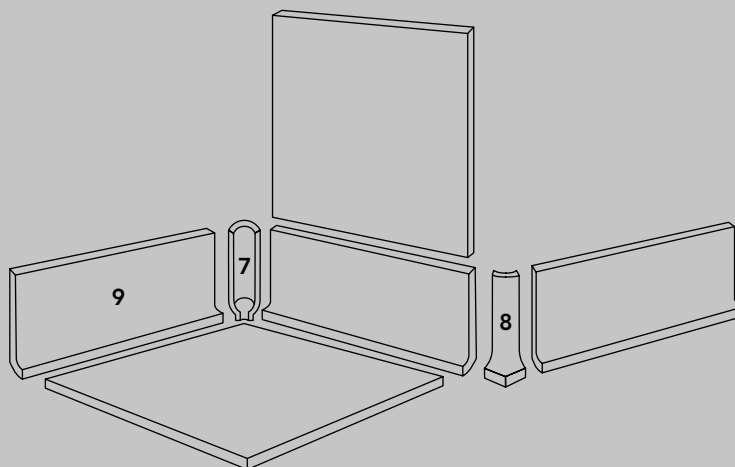
PIEDOCA ESTERNA
EXTERNAL ELEPHANT'S FOOT
2,5x2,5 . 1"x1"



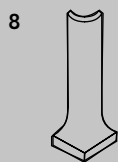
CANALETTA INTERNA
INTERNAL COVE
2,5x20 . 1"x8"



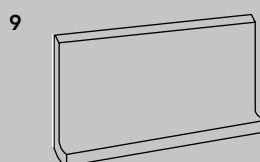
CANALETTA ESTERNA
EXTERNAL COVE
2,5x20 . 1"x8"



ANGOLO INTERNO
INTERNAL ANGLE
2,5x10 . 1"x4"



ANGOLO ESTERNO
EXTERNAL ANGLE
2,5x10 . 1"x4"



COVE BASE
COVE BASE
10x20 . 4"x8"

PEZZI SPECIALI SU RICHIESTA

Quantità minima richiesta
(500 pezzi per colore)

SPECIAL TRIMS ON DEMAND

Minimum quantity required
(500 pieces/colour)



CANALETTA INTERNA
INTERNAL COVE
2,5x15 . 1"x6"



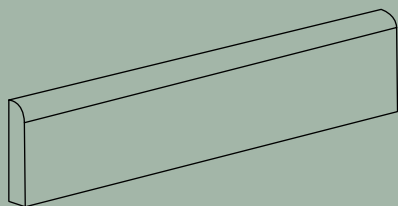
CANALETTA INTERNA
INTERNAL COVE
2,5x10 . 1"x4"



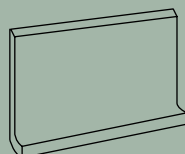
CANALETTA ESTERNA
EXTERNAL COVE
2,5x15 . 1"x6"



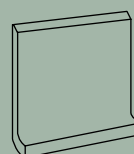
CANALETTA ESTERNA
EXTERNAL COVE
2,5x10 . 1"x4"



BULLNOSE LATO LUNGO/CORTO
LONG EDGE/SHORT EDGE BULLNOSE
10x20 . 4"x8"
10x30 . 4"x12"



COVE BASE
COVE BASE
10x15 . 4"x6"



COVE BASE
COVE BASE
10x10 . 4"x4"

Modularità

MODULARITY

La collezione è composta da diversi formati e pezzi speciali, perfettamente modulari tra loro per consentire un'infinita varietà di soluzioni di posa.

Il calibro costante, l'assoluta planarità e ortogonalità delle superfici permette la composizione modulare dei diversi formati e offre al progettista soluzioni compositive originali e innovative per l'edilizia pubblica e residenziale.

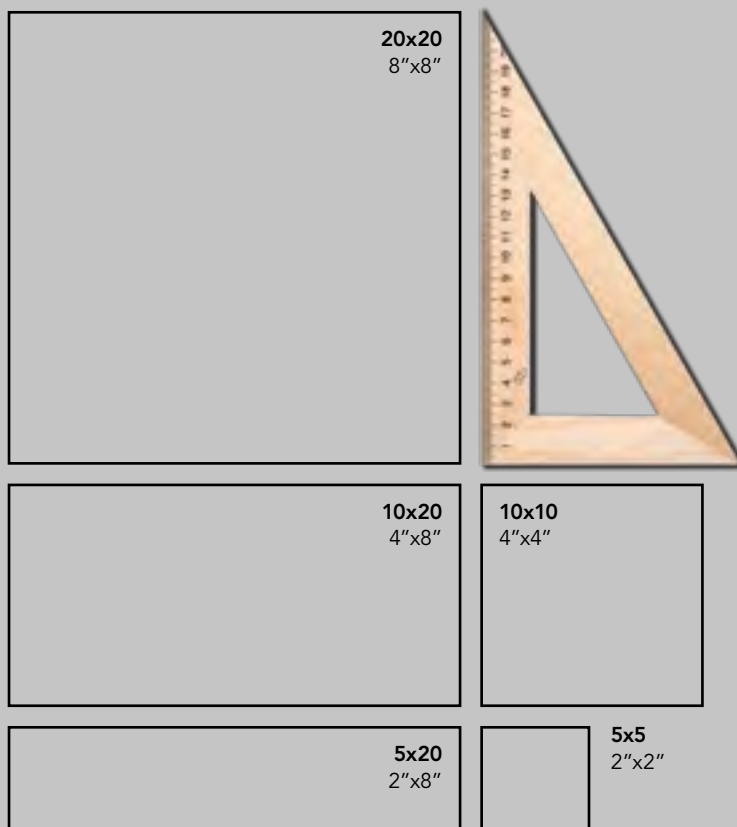
Gres porcellanato smaltato classificato gruppo B1b - assorbimento acqua compreso tra 0,5 e 3% - adatto per posa all'interno ed esterno.

Realizzato nei formati: 5x5 / 6x25 / 7,5x7,5 / 7,5x15 / 10x10 / 15x15 / 5x20 / 10x20 / 20x20 / 10x60 / 20x60 / 10x30 / 30x30 e nei formati su rete 3x10 / 5x5 / 2,5x2,5.


The perfect modularity of sizes and special trims allows an endless variety of laying solutions.

The constant caliber, the absolute flatness and orthogonality of the surfaces allows many modular compositions of the different formats, colours and finishes available in our range and offers the designer original solutions for residential and public projects.


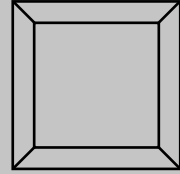
Porcelain stoneware belonging to B1b group - water absorption between 0,5 and 3% - suitable for in - and outdoor. Available in sizes: 5x5 / 7,5x7,5 / 7,5x15 / 10x10 / 15x15 / 5x20 / 6x25 / 10x20 / 20x20 / 10x60 / 20x60 / 10x30 / 30x30 and mesh mounted 3x10 / 5x5 / 2,5x2,5.




7,5x15 diamantato
3"x6"



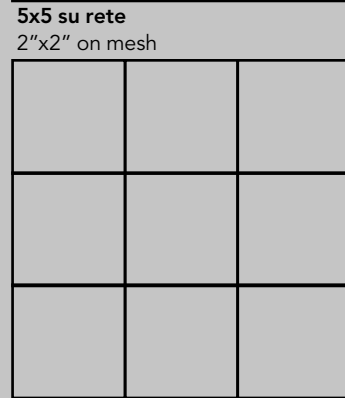
7,5x7,5 diamantato
3"x3"



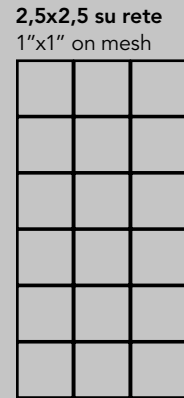
30x30
12"x12"




7,5x15
3"x6"



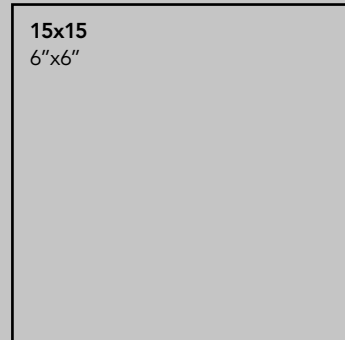
5x5 su rete
2"x2" on mesh



2,5x2,5 su rete
1"x1" on mesh



10x30
4"x12"



15x15
6"x6"




10x60
4"x24"



20x60
8"x24"

Motivo

LUCIDI
COLLECTION




CIRCLE




DROP



FRAME



SHELL



SQUARE




WAVE






Nuance



TALCO



ARSENICO

Tinta unita correlate

Matching colours




10x20

LUCIDI



TALCO




ARSENICO

MATT



BIANCO



TORBA



10x20 4"x8"



ARSENICO
SHELL

Chiaro Scuro

La Collezione si compone di 6 decori declinati in 2 varianti colore. La luce, specchiandosi sulla superficie gioca a rimpiazzino tra i pieni e i vuoti del disegno.

This Collection is composed by six motifs available in two colours. Light, reflecting on the tile surface, seems playing hide and seek with the pattern self.



10x20 4"x8"



TALCO
SQUARE



10x20 4"x8"



TALCO
CIRCLE

Formati & Colori

SIZES AND COLOURS



| FORMATO | DIMENSIONI (mm) | SPESSORE (mm) | kg / mq | mq / box | pcs / box | box / pallet | mq / pallet |
|---------|-----------------|---------------|---------|----------|-----------|--------------|-------------|
| 10x20 | 98,5x200 | 6,5 | 14 | 1,40 | 70 | 76 | 106,40 |

ARSENICO - CIRCLE



10x20

ARSENICO - DROP



10x20

TALCO - CIRCLE



10x20

TALCO - DROP



10x20

ARSENICO - FRAME



10x20

ARSENICO - WAVE



10x20

TALCO - FRAME




10x20

TALCO - WAVE



10x20

ARSENICO - SHELL




10x20

ARSENICO - SQUARE



10x20

TALCO - SHELL



10x20

TALCO - SQUARE



10x20

Tinte unite correlate


Matching colours

MATT

BIANCO



TORBA




LUCIDI

TALCO



ARSENICO



| | | | |
|---------|-------|---------|-------|
| 20x60 | 15x15 | - | - |
| 10x60 | 20x20 | - | 20x20 |
| 10x30 | 10x10 | - | 10x10 |
| 30x30 | 5x20 | - | 5x20 |
| 10x20 | 6x25 | 10x20 | 6x25 |
| 5x5 | | 5x5 | |
| 5x5 | | 5x5 | |
| 2,5x2,5 | | 2,5x2,5 | |
| 3x10 | | | |

| | | | |
|---------|-------|-------|--|
| 20x60 | 15x15 | | |
| 10x60 | 20x20 | | |
| 10x30 | 10x10 | | |
| 30x30 | - | 10x20 | |
| 10x20 | 6x25 | | |
| 5x5 | | | |
| 5x5 | | | |
| 2,5x2,5 | | | |
| 3x10 | | | |

Metro

LUCIDO . MATT

COLLECTION



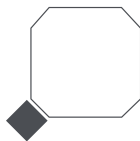
7,5x7,5 DIAMANTATO
3"x3"



7,5x15 DIAMANTATO
3"x6"



7,5x15
3"x6"



20x20 OTTAGONO
8"x8"



= A PAVIMENTO
FLOOR




= A RIVESTIMENTO
WALL



= TINTE CORRELATE
MATCHING COLOURS



Nuance





7,5x15 3"x6" . DIAMANTATO LUCIDO



TALCO

GOLD

effetto
tridimensionale



7,5x15 3"x6" . DIAMANTATO MATT



MALVA

Una collezione vintage che ripropone un classico tipico del metrò parigino, dei primi anni del secolo scorso, nei formati: 7,5x7,5 e 7,5x15 diamantato, 7,5x15.

La serie è di particolare effetto grazie al suo aspetto tridimensionale e al gioco di luce ed ombra che la sua superficie sfaccettata crea in presenza della diversa illuminazione.

La gamma di colori riproposta in colori tradizionali, grazie ai molteplici pezzi speciali a completamento rende le serie metro fruibile in diversi ambienti sia pubblici sia privati.

A vintage collection which proposes a typical classic tile being used in Parisian underground stations since last Century.

Its three dimensional look is really catching and the cut surface creates light and shade effects under lighting.

The traditional colours and the various matching special trims make Metro range suitable both for public and private locations.



7,5x15 3"x6" . DIAMANTATO LUCIDO



GRANATO

PROGETTO BY:
Ing. Marina Meola E Architetto Matteo Martini - ATELIER M Milano
Foto credit: Eric Tacchini



7,5x15 3"x6" . DIAMANTATO MATT



BIANCO

20x20 8"x8" . FULL BODY EPOQUE



RAPSODIA MIX 12 DECORI

METRO COLLECTION



7,5x15 3"x6" . DIAMANTATO LUCIDO



PIRITE

gioco
di luci



7,5x15 3"x6" . DIAMANTATO LUCIDO



PETROLIO



7,5x15 3"x6" . LUCIDO E TRANSFER



TALCO



7,5x15 3"x6" . DIAMANTATO LUCIDO



TALCO

LAVA

20x20 8"x8" . OTTAGONO LUCIDO



TALCO

5x5 2"x2" . LUCIDO



LAVA



Formati & Colori

SIZES AND COLOURS



* VEDI AVVERTENZE PAG. 151

| FORMATO | DIMENSIONI (mm) | SPESSORE (mm) | kg / mq | mq / box | pcs / box | box / pallet | mq / pallet |
|----------------------|-----------------|---------------|---------|----------|-----------|--------------|-------------|
| 7,5x15 | 73,5x148,5 | 6,5 mm | 14 | 1,00 | 88 | 85 | 85,00 |
| 7,5x15 diamantato | 73,5x148,5 | 9 mm | 15 | 1,00 | 88 | 80 | 80,00 |
| 7,5x7,5 diamantato * | 73,5x73,5 | 9 mm | 15 | - | - | - | - |
| 20x20 ottagonale | 200x200 | 5,5 mm | 13 | 1,50 | 40 | 57 | 85,50 |

* VEDI PAG. 175
SEE PAG. 175


LUCIDI

TALCO




7,5x7,5 diamantato
7,5x15
7,5x15 diamantato
-
20x20 ottagono**

PIOMBO



7,5x7,5 diamantato
7,5x15
7,5x15 diamantato
-
-

PIRITE




7,5x7,5 diamantato
7,5x15
7,5x15 diamantato
-
-

NAVONA




7,5x7,5 diamantato
7,5x15
7,5x15 diamantato
-
-

ALABASTRO




7,5x7,5 diamantato
7,5x15
7,5x15 diamantato
-
-

LAVA




7,5x7,5 diamantato
7,5x15
7,5x15 diamantato
-
-

AMBRA




7,5x7,5 diamantato
7,5x15
7,5x15 diamantato
-
-

GRANATO




7,5x7,5 diamantato
7,5x15
7,5x15 diamantato
-
-

PETROLIO




7,5x7,5 diamantato
7,5x15
7,5x15 diamantato
-
-

RAME




7,5x7,5 diamantato
7,5x15
7,5x15 diamantato
-
-

SILVER



-
-
7,5x15 diamantato
-
-

GOLD



-
-
7,5x15 diamantato
-
-


MATT

BIANCO




7,5x7,5 diamantato
-
7,5x15 diamantato
-
20x20 ottagono**

NERO




7,5x7,5 diamantato
-
7,5x15 diamantato
-
20x20 ottagono**

MALVA




7,5x7,5 diamantato
-
7,5x15 diamantato
-
-

POLVERE




7,5x7,5 diamantato
-
7,5x15 diamantato
-
-

TORBA



7,5x7,5 diamantato
-
7,5x15 diamantato
-
20x20 ottagono**

EDERA



7,5x7,5 diamantato
-
7,5x15 diamantato
-
-

COTONE



-
-
-
-
20x20 ottagono**

QUARZO



-
-
-
-
20x20 ottagono**

** VEDI PAG. 72 per tutti colori disponibili del 20x20 ottagono
SEE PAG. 72 for all available colors of the 20x20 octagon

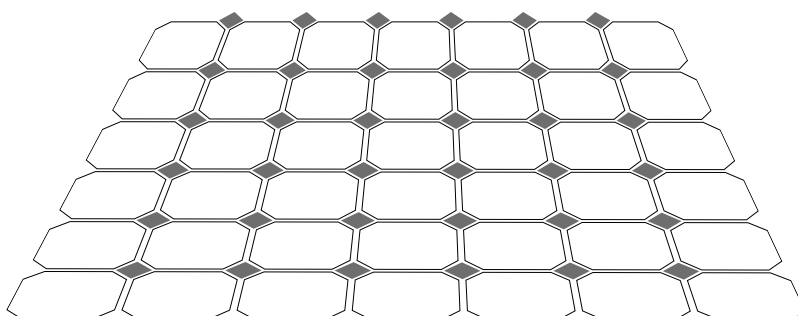
20x20 ottagono



5x5
2"x2



20x20 OTTAGONO
8"x8



TALCO
LUCIDO




BIANCO
MATT




COTONE
MATT



QUARZO
MATT



NERO
MATT



TORBA
MATT



= A PAVIMENTO
FLOOR



= A RIVESTIMENTO
WALL



= TINTE CORRELATE
MATCHING COLOURS

OTTAGONO 20x20
disponibile nei colori bianco, cotone, quarzo, nero, torba matt e talco lucido, da abbinare al formato 5x5, disponibile in tutti i 40 colori matt e 20 colori lucidi.

OTTAGONO 20x20
bianco, cotone, quarzo, nero, torba matt and talco glossy
to match with 5x5, available in 40 matt and 20 glossy colours.



Crea la tua composizione sul nostro sito www.cesiceramica.it selezionando PROGETTA ON-LINE
Create your compositions on the web site www.cesiceramica.it, COMPOSE ON-LINE



20x20 8"x8" . OTTAGONO MATT



TORBA

QUARZO

5x5 2"x2" . MATT



NERO



20x20 8"x8" . OTTAGONO MATT



BIANCO

5x5 2"x2" . MATT



ANTRACITE

20x20 8"x8" . MATT



BIANCO

METRO COLLECTION



20x20 8"x8" . OTTAGONO MATT



BIANCO

5x5 2"x2" . MATT



NERO

PROGETTO BY:
Lagust (Laboratorio del Gusto)
Angela T. Basile Domenico Potenza ARCHITETTI
BaPo Studio Cirò Marina (KR)

Pezzi speciali

SPECIAL TRIMS





La serie metro si completa con i suoi pezzi speciali in gres porcellanato smaltato.

Sempre più richiesti, sia per questioni di igiene e sicurezza, che per il loro valore estetico, facilitano la posa e donano un gusto squisitamente retrò agli ambienti.

Special trims in glazed porcelain stoneware integrate metro range.

They are more and more demanded, both for safety and hygiene matters and for their aesthetic value.

Special trims simplify the laying and give a delighfull retrò taste to the settings.



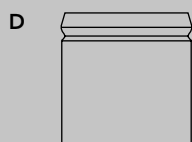
FINALE
5x15 cm.



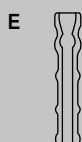
ANGOLO INTERNO FINALE




ANGOLO ESTERNO FINALE



BATTISCOPIA
15x15 cm.



ANGOLO INTERNO BATTISCOPIA



ANGOLO ESTERNO BATTISCOPIA



CANALETTA INTERNA
3x15 cm.



CANALETTA ESTERNA
3x15 cm.

NOTA: la modularità tra i pezzi speciali e le piastrelle è garantita da una fuga di almeno 3 mm.

NOTE: modularity between special trims and tiles is granted by a 3 mm grout.

Disponibili nei seguenti colori:

Available in the following colors:

LUCIDI: TALCO, LAVA, NAVONA, PIRITE, PIOMBO, ALABASTRO, AMBRA, GRANATO, PETROLIO, RAME

MATT: BIANCO, NERO



GRES
PORCELLANATO
SMALTATO
GLAZED PORCELAIN STONEWARE




MOSAICI

- 80 Hellas
- 82 Lirica
- 84 Atlantica
- 86 3x10
- 88 Le Fantasie


Hellas

LUCIDI


MOSAIC COLLECTION




2,5x2,5 SU RETE
1"x1" ON MESH




DILOS
LUCIDO




ANDROS
LUCIDO




NAXOS
LUCIDO




SIROS
LUCIDO




CRETA
LUCIDO



KOS
LUCIDO



MYKONOS
LUCIDO




CORFÙ
LUCIDO



= TINTE CORRELATE
MATCHING COLOURS

| FORMATO | DIMENSIONI (mm) | SPESSORE (mm) | kg / mq | mq / box | pcs / box | box / pallet | mq / pallet |
|-----------------|-----------------|---------------|---------|----------|-----------|--------------|-------------|
| 2,5x2,5 su rete | 300x300 | 5,5 | 11 | 1,00 | - | 40 | 40 |



2,5x2,5 1"x1" . LUCIDO




CORFÙ


Lirica

MIX LUCIDO/MATT


MOSAIC COLLECTION




2,5x2,5 SU RETE
1"x1" ON MESH




NERUDA
BIANCO . SALGEMMA




CALVINO
TALCO . PIRITE . QUARZO




LORCA
ARGILLA . COTONE . MOKA




POE
LAVA . TORBA




PAVESE
KIWI . TALCO . FIENO



HUGO
TALCO . FELCE . ALOE



SABA
NAVY . TALCO . POLVERE



MONTALE
ORCHIDEA . TALCO . LAVANDA



= TINTE CORRELATE
MATCHING COLOURS

| FORMATO | DIMENSIONI (mm) | SPESSORE (mm) | kg / mq | mq / box | pcs / box | box / pallet | mq / pallet |
|-----------------|-----------------|---------------|---------|----------|-----------|--------------|-------------|
| 2,5x2,5 su rete | 300x300 | 5,5 | 11 | 1,00 | - | 40 | 40 |



2,5x2,5 1"x1" . LUCIDO / MATT




POE


Atlantica

MATT . ANTISLIP


MOSAIC COLLECTION




2,5x2,5 SU RETE
1"x1" ON MESH




SVALBARD
COTONE . CANAPA . LINO




LOFOTEN
QUARZO . PERLA . ANTRACITE




SHETLAND
AZZURRO . MARINA . GALASSIA



FLORES
ANTISLIP R10 A+B



TERCEIRA
ANTISLIP R10 A+B



PICO
ANTISLIP R10 A+B



= TINTE CORRELATE
MATCHING COLOURS

| FORMATO | DIMENSIONI (mm) | SPESSORE (mm) | kg / mq | mq / box | pcs / box | box / pallet | mq / pallet |
|-----------------|-----------------|---------------|---------|----------|-----------|--------------|-------------|
| 2,5x2,5 su rete | 300x300 | 5,5 | 11 | 1,00 | - | 40 | 40 |



2,5x2,5 1"x1" . MATT

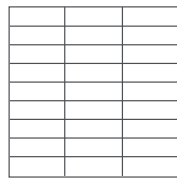


LOFOTEN

3x10

LUCIDO . MATT


MOSAIC COLLECTION




3x10 SU RETE
1+1/8"x4" ON MESH




BIANCO
MATT



QUARZO
MATT



NERO
MATT



COTONE
MATT




TALCO
LUCIDO



SALGEMMA
LUCIDO



LAVA
LUCIDO



NAVONA
LUCIDO



= TINTE CORRELATE
MATCHING COLOURS

| FORMATO | DIMENSIONI (mm) | SPESSORE (mm) | kg / mq | mq / box | pcs / box | box / pallet | mq / pallet |
|--------------|-----------------|---------------|---------|----------|-----------|--------------|-------------|
| 3x10 su rete | 300x300 | 5,5 | 11 | 1,00 | - | 40 | 40 |



3x10 1+1/8"x4" . LUCIDO




LAVA


Le Fantasie

LUCIDO . MATT

MOSAIC COLLECTION



LE MISCELE
2,5x2,5 SU RETE
1"x1" ON MESH



LE MISCELE
5x5 SU RETE
2"x2" ON MESH

Una gamma di 40 colori matt e 20 colori lucidi nel formato 2,5x2,5 o 5x5 per realizzare infinite composizioni cromatiche e la massima personalizzazione dei progetti.

Crea la tua miscela esclusiva utilizzando fino a 6 colori della nostra collezione MATT e LUCIDI:
visita il sito www.cesiceramica.it

A range of 40 matt and 20 glossy colours in sizes 2.5x2.5 or 5x5, available to achieve endless chromatic compositions and fully projects personalization.

Make your own exclusive mix in 2.5x.5 and 5x5 by using up to 6 colours of our matt and high-glossy range, visit our web site:
www.cesiceramica.it




= A PAVIMENTO
FLOOR



= A RIVESTIMENTO
WALL



= TINTE CORRELATE
MATCHING COLOURS



MIX 6 COLORI . 2,5x2,5 SU RETE 1"x1" ON MESH . LUCIDO/MATT



COBALTO



VIOLA



AVIO



LAVANDA



BAIA



BERILLO

2,5x2,5 SU RETE 1"x1" ON MESH . MATT




VIOLA


Matt Nuance



BIANCO
MATT




NERO
MATT




TORBA
MATT




QUARZO
MATT




PERLA
MATT




ANTRACITE
MATT




FUMO
MATT



TORTORA
MATT




MOKA
MATT




TESTA DI MORO
MATT



COTONE
MATT




CANAPA
MATT




LINO
MATT




BANANA
MATT




CEDRO
MATT




VANADIO
MATT




CROMO
MATT




CORALLO
MATT




VERMIGLIO
MATT




RUBINO
MATT




MALVA
MATT




INDACO
MATT




LAVANDA
MATT




VIOLA
MATT




GALASSIA
MATT




AVIO
MATT




COBALTO
MATT




AZZURRO
MATT




MARINA
MATT



POLVERE
MATT



PIOGGIA
MATT




NOTTE
MATT




BAIA
MATT



SALVIA
MATT




FIENO
MATT



MELA
MATT




KIWI
MATT



FELCE
MATT




EDERA
MATT



ALOE
MATT

Lucidi Nuance



Progetto
creativo

*progetta on-line
le tue composizioni*

CESICERAMICA.IT

Le miscele


RANDOM MIXES

Due, tre o quattro colori a scelta con % fisse. Matt e/o Lucidi per realizzare accostamenti cromatici sempre diversi. Disponibile nel formato 2,5x2,5 e 5x5.


Two, three or four colours with fix % to choose in matt or glossy finish to achieve always different combinations and designs. Available in size 2,5x2,5 and 5x5.

LE MISCELE 2,5x2,5 1"x1"


Modulo 30x30 Module 12"x12"



COPPIA
mix 2 colori 50%
2 colours mix 50%



TRIS
mix 3 colori 33%
3 colours mix 33%




POKER
mix 4 colori 25%
4 colours mix 25%




LE MISCELE 5x5 2"x2"


Modulo 30x30 Module 12"x12"



COPPIA
mix 2 colori 50%
2 colours mix 50%




TRIS
mix 3 colori 33%
3 colours mix 33%



POKER
mix 4 colori 25%
4 colours mix 25%



Componi le tue fantasie sul nostro sito www.cesiceramica.it selezionando la voce PROGETTA ON-LINE (Le Fantasie - 2,5x2,5 - 5x5)
Create your compositions on the web site www.cesiceramica.it, COMPOSE ON-LINE (Le Fantasie - 2,5x2,5 - 5x5)



POKER 4 COLORI . 5x5 SU RETE 2"x2" ON MESH . MATT



KIWI



MELA



EDERA



ALOE

Le miscele


RANDOM MIXES

Cinque o sei colori a scelta con percentuali fisse o mix completamente personalizzato (Jolly). Matt e/o Lucide per realizzare accostamenti cromatici sempre diversi. Disponibile nel formato 2,5x2,5 e 5x5.


Five or six colours in matt or glossy finish to achieve always different combinations and designs. Available in size 2,5x2,5 and 5x5.

LE MISCELE 2,5x2,5 1"x1"


Modulo 30x30 Module 12"x12"



JOLLY
mix da 2 a 6 colori
% a richiesta
from 2 to 6 colours mix
% upon request



MIX 5 COLORI
mix 5 colori
5 colours mix 20%

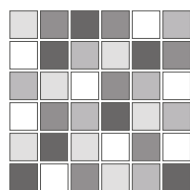


MIX 6 COLORI
mix 6 colori
6 colours mix 17%

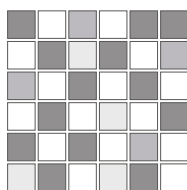


LE MISCELE 5x5 2"x2"


Modulo 30x30 Module 12"x12"



JOLLY
mix da 2 a 6 colori
% a richiesta
from 2 to 6 colours mix
% upon request




MIX 5 COLORI
mix 5 colori
5 colours mix 20%



MIX 6 COLORI
mix 6 colori
6 colours mix 17%



Componi le tue fantasie sul nostro sito www.cesiceramica.it selezionando la voce PROGETTA ON-LINE (Le Fantasia - 2,5x2,5 - 5x5)
Create your compositions on the web site www.cesiceramica.it, COMPOSE ON-LINE (Le Fantasia - 2,5x2,5 - 5x5)



MIX 5 COLORI . 2,5x2,5 SU RETE 1"x1" ON MESH . MATT



COTONE
MATT



MALVA
MATT



POLVERE
MATT



EDERA
MATT



ALOE
MATT

degradé

DEGRADÉ MOSAIC

8 MODULI

30x30 Fogli 12"x12" Sheets

8 fogli 30x30 cm assemblati su rete con tessere 2,5x2,5 o 5x5 in un mix da min 2 colori a max 6 colori a scelta Matt/Lucido, degradanti progressivamente.

Modular graded panels of 8 sheets made by 2,5x2,5 or 5x5 mesh mounted tiles, mixed from minimum of 2 to maximum of 6 selected colours in matt and/or glossy finishing, degradating progressively.

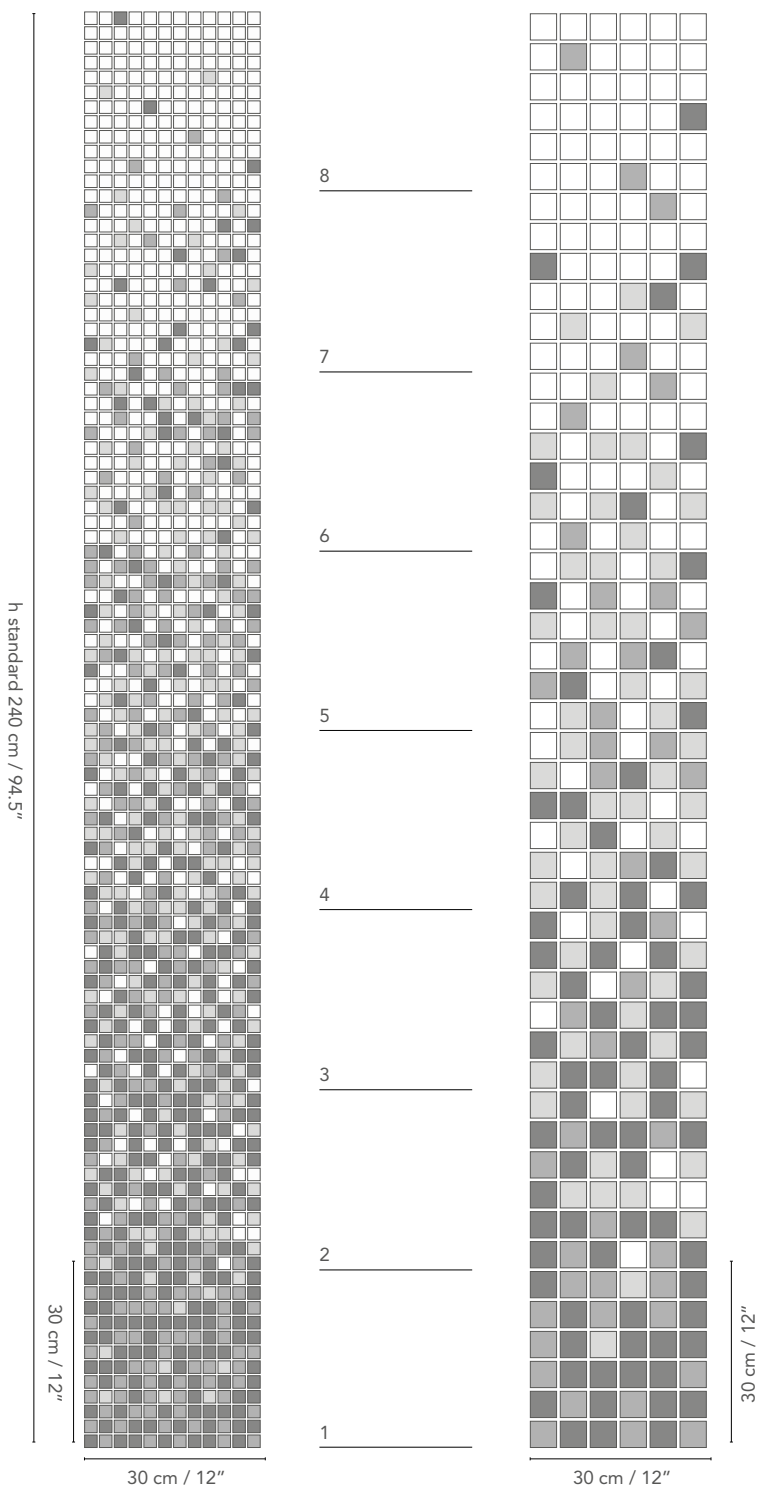



Componi le tue fantasie sul nostro sito www.cesiceramica.it selezionando la voce PROGETTA ON-LINE (Le Fantasie - 2,5x2,5 - 5x5)

Create your compositions on the web site www.cesiceramica.it, COMPOSE ON-LINE (Le Fantasie - 2,5x2,5 - 5x5)

2,5x2,5 1"x1"

5x5 2"x2"





DEGRADÉ . 2,5x2,5 SU RETE 1"x1" ON MESH . MATT



NOTTE



PIOGGIA



MARINA



AZZURRO



BIANCO

2,5x2,5 SU RETE 1"x1" ON MESH . MATT



POLVERE

geometrie

CUSTOMIZED





LINEE 2,5x2,5 SU RETE 1"x1" ON MESH . MATT



TORTORA

MOKA






SCACCHIERA . 2,5x2,5 SU RETE 1"x1" ON MESH . MATT



BIANCO



NERO



geometrie

CUSTOMIZED



7,5x15 3"x6" . LUCIDO



TALCO



5x5 SU RETE 2"x2" ON MESH . MATT



BIANCO



TORBA







2,5x2,5 SU RETE 1"x1" ON MESH . MATT



BIANCO

NERO

VERMIGLIO



temi


CUSTOMIZED

Un disegno, una scritta, un logo, un simbolo... qualsiasi progetto viene scomposto e frammentato per ritrovare nuova vita nelle tessere colorate e diventare un prezioso mosaico. Non ci sono limiti alla realizzazione: le tessere premontate possono essere assemblate per creare grandi pareti a mosaico; tutta la gamma dei 40 colori matt e 20 lucidi 2,5x2,5, 5x5 cm è disponibile per creare sfumature e volumi: l'unico limite nei formati è la propria fantasia.

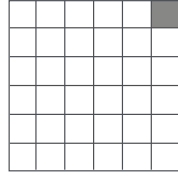
A drawing, a logo, a symbol, any kind of project is scomposed and splitted up in coloured tesseras finding a new life and becoming a preciuos mosaic.

Sizes 2,5x2,5 and 5x5 cms are available to create nuances and volumes: the only limit is your fantasy.






TESSERA
2,5x2,5 SU RETE
1"x1" ON MESH



TESSERA
5x5 SU RETE
2"x2" ON MESH



DELFINO
moduli 30x30 cm

tessere 2,5x2,5 cm
dimensioni 180x180 cm



DELFINO . 2,5x2,5 SU RETE 1"x1" ON MESH . MATT



GALASSIA



AVIO



MARINA



AZZURRO



*Il treno
può portarti a*
P.



**GRES PORCELLANATO
SMALTATO E FULL BODY**
GLAZED AND UNGLAZED PORCELAIN STONEWARE



*sbagliato
el posto giusto.*

Coelho









TRANSFER

Transfer

LUCIDO . MATT

COLLECTION

| | |
|---|----------------------------|
|  | 10x10 4"x4" |
|  | 15x15 6"x6" |
|  | 20x20 8"x8" |
|  | 10x30 4"x12" |
|  | 7,5x15 DIAMANTATO 3"x6" |
|  | 7,5x15 3"x6" |

Il transfer rappresenta l'evoluzione dei sistemi di decorazione che, negli ultimi anni, hanno rivoluzionato il processo di decorazione delle piastrelle.

Grazie a queste tecniche, la piastrella da mero elemento di rivestimento per pareti e pavimentazioni si è trasformata in oggetto di arredamento di interni e di design, grazie a pattern colorati.

Ogni immagine, logo, foto, disegno può essere trasferita mantenendo le caratteristiche tecniche del supporto ceramico in gres porcellanato di resistenza alle abrasioni e agli acidi. Libertà di espressione negli ambienti privati ed un forte potenziale di comunicazione nei luoghi pubblici o di rappresentanza. I transfer possono essere realizzati sui formati 7,5x15, 7,5x15 diamantato, 10x10, 20x20, 10x30 e 15x15 su finitura lucida e/o matt.

Transfer is the evolution of decoration systems which, recently, transformed the decoration process.

Thanks to these techniques, tile is no more a mere covering element for walls and floors, but it becomes a real interior design part.

Any picture can be transferred keeping anyway the technical features of the ceramic tile, such as resistance to abrasion and acids. Freedom of communication in private places and strong impact in public places.

Transfer can be made on 7,5x15, 7,5x15 diamantato, 10x10, 20x20, 10x30 and 15x15 cms tiles.

Available in glossy or matt finishing.



Unico ed esclusivo

Grazie alla nostra tecnologia è possibile creare la tua piastrella unica ed esclusiva in gres porcellanato matt o lucido.

Il prodotto, realizzato con il nostro sistema, rimane stabile nel tempo senza subire alterazioni. È pensato per uso sia in interno sia in esterno; è in grado di resistere agli agenti atmosferici: acqua, vento, grandine, sole e non è attaccabile dagli acidi.

La cottura avviene per terzo fuoco. Le temperature e curve del forno variano a seconda dei formati utilizzati.

Thanks to our transfer technic, you can create your unique and exclusive tile, both in mat and glossy finishing.

The product, planned for both in and outdoor use, is anti-acid, resists to any weather conditions and doesn't suffer any change over time.

It's produced by third firing which temperatures vary according to tile size.



PROGETTO BY:
Karina Eibatova
www.karinas.art



Matt&Lucidi



20x20 8"x8" . LUCIDO



TRANSFER



10x10 4"x4" . MATT



Transfer

FULL BODY R10 A+B


DECOR COLLECTION



5x5
2"x2"



10x10
4"x4"




BURGES




BURGES
REVERSE



BUTTERFIELD



EASTLAKE



PUGIN

La tecnica del transfer applicata al nostro Full Body R 10 A+B nel colore di fondo bianco per eccellenza il fluoro. 5 decori storici e vintage dal gusto retrò ma molto trendy. Ideali per creare i vostri pavimenti esclusivi e personalizzati, semplicemente abbinati alla nostra gamma in tinta unita in gres porcellanato tutta massa.

Our transfer technic is applied also to our Full Body R10 a+b Fluoro, the pure white which enhances the five black patterns with their vintage, but trendy taste. Make your floor a unique piece, matching your favourite decor with our full body plain collection.



5x5 2"x2" . FULL BODY



BURGES
TRANSFER




GRES

20x20 8"x8" . FULL BODY




GRES



FULL BODY R10 A+B

GRES PORCELLANATO
TUTTA MASSA



116 — **I Tecnici**

118 — Nuance

120 — Ambienti

124 — Formati

126 — **5x5 Esagono**

132 — **Art Déco**

134 — 10x10 Ottagono

140 — Cubo

142 — Stella

146 — Butterfly

150 — **Epoque**

I Tecnici

R10 A+B

FULL BODY COLLECTION




6x25
2,36"x9,84"




10x10
4"x4"



20x20
8"x8"



5x5 SU RETE
2"x2" ON MESH



2,5x2,5 SU RETE
1"x1" ON MESH



= A PAVIMENTO
FLOOR




= A RIVESTIMENTO
WALL



= TINTE CORRELATE
MATCHING COLOURS



Nuance





5x5 SU RETE 2"x2" ON MESH



CALCIO

NICKEL

Prestazione hi-tech



10x10 4"x4"



NICKEL



ALLUMINIO

PROGETTO BY:
Interior design Studio Janréji / www.janreji.com
"La Cour de Rome" - Paris

Gres porcellanato non smaltato classificato gruppo B1a - assorbimento acqua inferiore a 0,5% - adatto per posa all'interno ed esterno.

Realizzato nei formati 2,5x2,5 / 5x5 / 10x10 e 20x20, viene proposto in 16 colori assortiti e nel formato 6x25 in 5 colori di tendenza. Ideale per la pavimentazione di ambienti sia pubblici che privati, combina alla facilità di pulizia una superficie antiscivolo - R10 A+B.

Unglazed porcelain stoneware belonging to B1a group - water absorption less 0,5 % - suitable for in-and outdoor.

Produced in 2,5x2,5 / 5x5 / 10x10 and 20x20 in 16 colours and in 6x25 in 5 colours, it is suitable for public and private flooring as it guarantees an antislip surface R10 A+ B.



5x5 SU RETE 2"x2" ON MESH



2,5x2,5 SU RETE 1"x1" ON MESH



Prestazione hi-tech



20x20 8"x8"



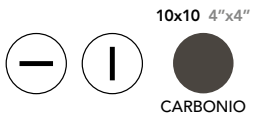
FLUORO



NICKEL

PROGETTO BY:
Svenska Kakel

Best Western Gran Hotel - Halmstad - Svezia



Formati & Colori

SIZES AND COLOURS



* VEDI AVVERTENZE PAG. 175

| FORMATO | DIMENSIONI (mm) | SPESSORE (mm) | kg / mq | mq / box | pcs / box | box / pallet | mq / pallet |
|-----------------|-----------------|---------------|---------|----------|-----------|--------------|-------------|
| 6x25 | 61x245 | 7 | 16 | 1,00 | 66 | 60 | 60 |
| 10x10 | 98,5x98,5 | 7 | 16 | 1,00 | 100 | 72 | 72 |
| 20x20 | 200x200 | 7 | 16 | 1,20 | 30 | 76 | 91,20 |
| 2,5x2,5 su rete | 300x300 Foglio | 4 | 10 | 1,00 | 11 fogli | 40 | 40 |
| 5x5 su rete | 300x300 Foglio | 5,5 | 11 | 1,00 | 11 fogli | 40 | 40 |

FULL BODY

FLUORO




| |
|---------|
| - |
| 10x10 |
| 20x20 |
| 5x5 |
| 2,5x2,5 |

ALLUMINIO




| |
|---------|
| - |
| 10x10 |
| 20x20 |
| 5x5 |
| 2,5x2,5 |

NICKEL



| |
|---------|
| 6x25 |
| 10x10 |
| 20x20 |
| 5x5 |
| 2,5x2,5 |

CARBONIO




| |
|---------|
| 6x25 |
| 10x10 |
| 20x20 |
| 5x5 |
| 2,5x2,5 |

SODIO




| |
|---------|
| 6x25 |
| 10x10 |
| 20x20 |
| 5x5 |
| 2,5x2,5 |

XENO




| |
|---------|
| 6x25 |
| 10x10 |
| 20x20 |
| 5x5 |
| 2,5x2,5 |

ARGON




| |
|-------|
| - |
| 10x10 |
| - |
| 5x5 |
| - |

AGATA




| |
|-------|
| - |
| 10x10 |
| - |
| 5x5 |
| - |

BROMO




| |
|---------|
| - |
| 10x10 |
| 20x20 |
| 5x5 |
| 2,5x2,5 |

GALLIO



| |
|-------|
| - |
| 10x10 |
| - |
| 5x5 |
| - |

GRES



| |
|---------|
| 6x25 |
| 10x10 |
| 20x20 |
| 5x5 |
| 2,5x2,5 |

GIADA




| |
|-------|
| - |
| 10x10 |
| 20x20 |
| 5x5 |
| - |

COLORO




| |
|-------|
| - |
| 10x10 |
| - |
| 5x5 |
| - |

ZAFFIRO




| |
|-------|
| - |
| 10x10 |
| 20x20 |
| 5x5 |
| - |

CALCIO



| |
|-------|
| - |
| 10x10 |
| - |
| 5x5 |
| - |

NEON

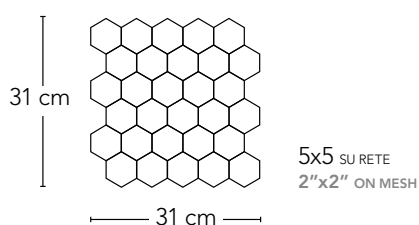


| |
|-------|
| - |
| 10x10 |
| - |
| 5x5 |
| - |

5x5 Esagono

R10 A+B


FULL BODY COLLECTION




FLUORO



SODIO




NICKEL




CARBONIO




ALLUMINIO



XENO



BROMO



GRES




DECORO 01
FIORE



DECORO 02
TRIS



DECORO 03
POIS



DECORO 04
RANDOM 4 COLORI

| FORMATO | DIMENSIONI (mm) | SPESSORE (mm) | kg / mq | mq / box | fogli / box | box / pallet | mq / pallet |
|---------------------|-----------------|---------------|---------|----------|-------------|--------------|-------------|
| esagono 5x5 su rete | 310x310 | 7 | 16 | 1,0 | 12 | 63 | 63 |



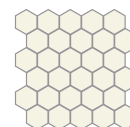
Forme e design



ESAGONO 5x5 SU RETE 2"x2" ON MESH



FLUORO



La collezione Esagono, in 5x5 su rete, assortita negli stessi 8 colori che caratterizzano la serie Art Déco, permette una molteplicità di usi e soluzioni.

Il materiale è adatto sia per pavimenti che per rivestimenti, in tinta unita oppure come elemento decorativo su disegno personalizzato.

L'estrema resistenza, la superficie R10 a+b, lo rendono il prodotto ideale per ambienti sia residenziali che commerciali e per la posa in esterno.

Esagono range in 5x5 on net produced in the same 8 colours as full body Art Déco, allows a variety of uses and solutions.

This product is suitable for wall and floor, it is available in plain colour or as a decoration (on project).

Its resistance together with its antislip R10 a+b surface make it the ultimate product for public and residential setting and for outdoor use.



ESAGONO 5x5 SU RETE 2"x2" ON MESH. DECORO 04 RANDOM 4 COLORI



ALLUMINIO



SODIO



NICKEL



XENO




ESAGONO 5x5 2"x2"



XENO

DEC 04





ESAGONO 5x5 SU RETE 2"x2" ON MESH . DECORO 01 FIORE



FLUORO



CARBONIO

ESAGONO 5x5 SU RETE 2"x2" ON MESH



FLUORO

DEC 01



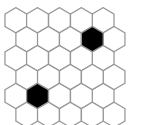


ESAGONO 5x5 SU RETE 2"x2" ON MESH . DECORO 03 POIS



FLUORO CARBONIO

DEC 03





F/B

FULL
BODY R10 A+B
GRES PORCELLANATO
TUTTA MASSA



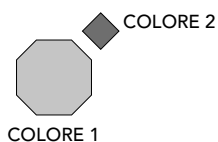
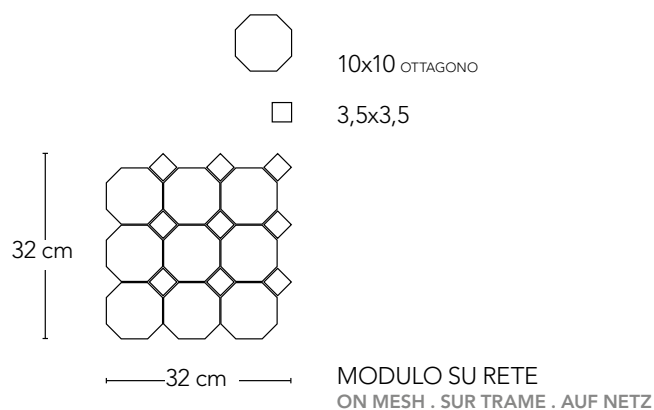
ART DÉCO

- 134 — Ottagono 10x10
- 140 — Cubo
- 142 — Stella
- 146 — Butterfly

10x10 Ottagono

FULL BODY R10 A+B


ART DÉCO COLLECTION




FLUORO




SODIO




NICKEL



CARBONIO




ZAFFIRO




AGATA




ALLUMINIO




XENO



BROMO



GRES



GIADA



Proposte cromatiche



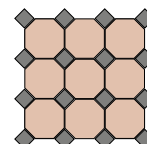
10x10 4"x4" - OTTAGONO 3,5x3,5 1 3/8"x1 3/8" SU RETE ON MESH



AGATA



NICKEL



La serie abbina le caratteristiche tecniche del Full Body, gres porcellanato colorato in massa, alla particolarità delle forme geometriche dal sapore retrò.

Disponibile nella composizione su rete (ottagono 10x10 e tozzetto 3,5x3,5), viene proposto in 11 varianti monocolori coordinabili con le bordure e gli altri formati della linea Full Body. Ideale per la pavimentazione di ambienti sia pubblici sia privati combina alla resistenza del materiale una superficie antiscivolo R10 A+B.

Utilizza la nostra applicazione Full Body Art Déco per creare la tua composizione per la serie ottagonono.

([www.cesiceramica.it/progetta online / art déco](http://www.cesiceramica.it/progetta_online/art_déco))

This range combines Full Body technical features (unglazed porcelain R10 A+B) and geometrical shapes, giving a vintage zest to the final product.

It is available in 10x10 patterns on mesh (octogone and taco) in 11 plain colors which match with borders and other sizes of Full body range.

It is the ultimate product for both public and private flooring thanks to its antislip surface.

Use our Full Body Art Déco to create your own composition.




10x10 4"x4" . OTTAGONO 3,5x3,5 1 3/8"x1 3/8" SU RETE ON MESH



CARBONIO




FLUORO



progetta on-line
le tue composizioni CESICERAMICA.IT

PROGETTO BY:
Architetto Giò Pagani
Ristorante L'amo - Milano



10x10 4"x4" . OTTAGONO

5x5 2"x2"

7,5x15 3"x6" . DIAMANTATO



ALLUMINIO



CARBONIO



FLUORO



GRANATO

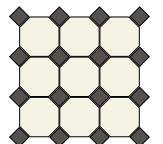
PROGETTO BY:
Ristorante Lentini's - Milano



10x10 4"x4" . OTTAGONO

3,5x3,5 1 3/8"x1 3/8" SU RETE ON MESH

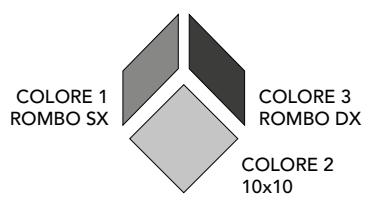
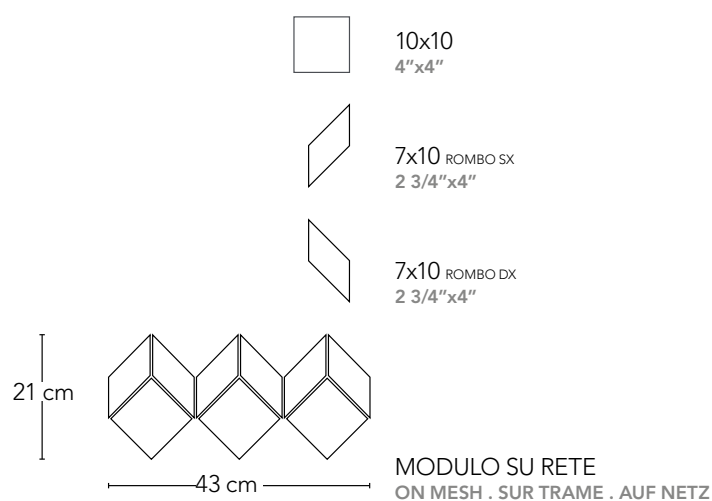
7,5x15 3"x6" . DIAMANTATO



Cubo

FULL BODY R10 A+B


ART DÉCO COLLECTION




FLUORO




SODIO



NICKEL




CARBONIO




ZAFFIRO




ALLUMINIO




XENO



BROMO



GRES



GIADA



Stella

FULL BODY R10 A+B

ART DÉCO COLLECTION

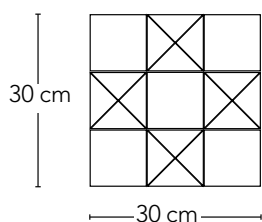


10x10
4"x4"

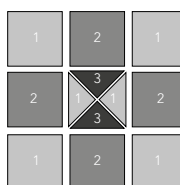
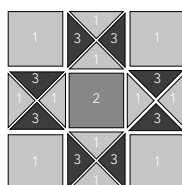
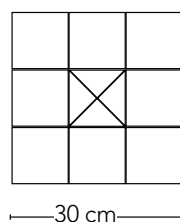


7x7x10 TRIANGOLO
2 3/4"x2 3/4"

modulo_A
STANDARD



modulo_B
STANDARD



MODULO SU RETE
ON MESH . SUR TRAME . AUF NETZ


■ COLORE 1
■ COLORE 2
■ COLORE 3




FLUORO




SODIO




NICKEL




CARBONIO




ZAFFIRO




ALLUMINIO




XENO




BROMO



GRES



GIADA



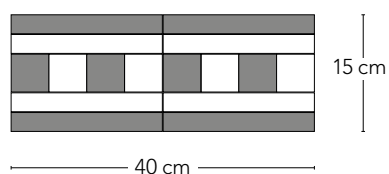
Bordure

FULL BODY R10 A+B

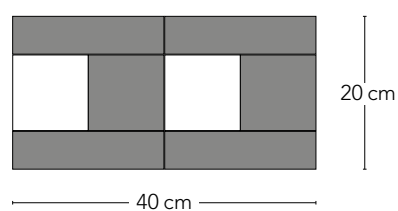
ART DÉCO COLLECTION

SU R MODULO SU RETE . MESH MOUNTED

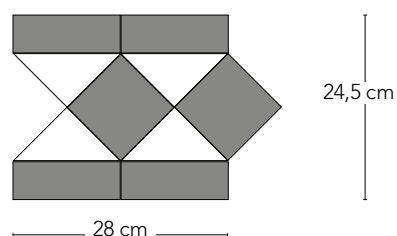
B_01



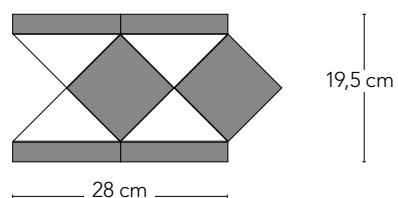
B_02



B_03



B_04




□ COLORE 1 ■ COLORE 2




FLUORO




SODIO



NICKEL




CARBONIO




ZAFFIRO




ALLUMINIO



XENO



BROMO



GRES



GIADA


Numerose soluzioni per rifinire gli angoli e il perimetro delle pareti, creando un disegno, un decoro, trasformando il vostro pavimento in un vero e proprio tappeto. Le bordure sono disponibili miscelando i 10 colori Full Body: gres, xeno, sodio, bromo, alluminio, fluoro, nickel, carbonio, giada e zaffiro. Per facilitarne la posa sono forniti già su rete e abbinabili a tutti i formati delle piastrelle Full Body e Art Decò. Ideale per la pavimentazione di ambienti sia pubblici sia privati combina, alla resistenza del materiale, una superficie antiscivolo R10 A+B.

It offers many solutions for finishing corners and wall perimeters which can create patterns, allowing your floor to become a carpet.

Borders are available in 10 Full Body colours: gres, xeno, sodio, bromo, alluminio, fluoro, nickel, carbonio, giada and zaffiro. They are supplied on net and match with all Full Body and Art Decò tiles.

Perfect for both public and private flooring thanks to its hardwearing Antislip R10 A+B surface.

B_01



■ SODIO ■ GRES

B_02



■ ALLUMINIO ■ NICKEL

B_03



■ FLUORO ■ ZAFFIRO

B_04

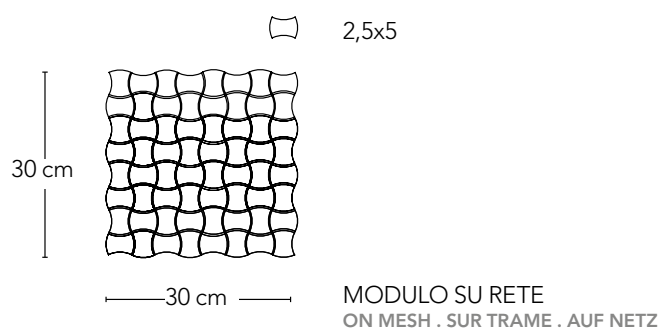


■ GIADA ■ XENO

Butterfly

FULL BODY R10 A+B

ART DÉCO COLLECTION



| FORMATO | DIMENSIONI (mm) | SPESSORE (mm) | kg / mq | mq / box | pcs / box | fogli / box |
|---------------|-----------------|---------------|---------|----------|-----------|-------------|
| 2,5x5 su rete | 300x300 | 7 | 16 | 1,00 | - | 11 |



Originale e creativo



2,5x5 SU RETE 1"x2" ON MESH



FLIORO



ALLUMINIO




ZAFFIRO



XENO



NICKEL



Mosaico su rete, caratterizzato dal particolare formato a "farfalla", disponibile sia in tinta unita sia su disegno personalizzato, prodotto in 9 varianti colori si coordina perfettamente alla nostra serie full body, offrendo un'infinità varietà di decori e pattern. Il materiale è adatto sia per pavimenti sia per rivestimenti, per ambienti residenziali o commerciali. Grazie alle caratteristiche tecniche del gres porcellanato tutta massa (full body R 10 A+B) è ideale sia per uso in interno sia in esterno.

Mosaic on mesh, typified by its peculiar "butterfly" shape, available in plain colour or completely customized. Our collection consists in 9 solid colours, perfectly matched with our Full Body range, offering a huge variety of possible patterns. This tile is suitable for floor and wall, both in residential and public buildings. The technical features of our Full Body Butterfly (R10 A+B) make it perfect for in and outdoor use.



2,5x5 SU RETE 1"x2" ON MESH




SODIO



CARBONIO

PROGETTO BY:
 Superstudio21 - Koln
 Architetto Mirco Cavallo
 Hubert Sterzinger
 Caffé de Paris - Francoforte



Epoque

R10 A+B

FULL BODY COLLECTION



20x20
8"x8"



OPTICAL




REGENCY



TWIGGY



BAROCCO



POP ART




VINTAGE



BAUHAUS




ROCOCO'



NEW AGE



GOTICO



GRAFFITI



LIBERTY



= TINTE CORRELATE
MATCHING COLOURS

Disponibile solo su fondo sodio
Print only on sodio tiles

| FORMATO | DIMENSIONI (mm) | SPESSORE (mm) | kg / mq | mq / box | pcs / box | box / pallet | mq / pallet |
|---------|-----------------|---------------|---------|----------|-----------|--------------|-------------|
| 20x20 | 200x200 | 7 | 16 | 1,00 | 25 | 72 | 72 |



Design Vintage



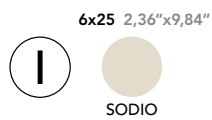
20x20 8"x8"



RAPSODIA MIX 12 DECORI

CE.SI. presenta la serie Epoque: dodici decori che descrivono il passare del tempo, capaci di permettere la creazione di ambienti sia dal sapore retrò sia di assoluta modernità. Prodotti in 20x20, con le stesse caratteristiche tecniche della serie Full Body R10 A+B e ad essa coordinati, sono adatti al rivestimento di pavimenti e pareti, interni ed esterni, residenziali e commerciali.

CE.SI. introduces its Epoque range: 12 patterns witnessing the course of time, able to allow the creation of both retro and absolute innovative settings. The range is produced in 20x20, with the same technical characteristics and matching with Full Body R10 A+B range. They are suitable for interior and exterior walls and floors, both for residential and commercial buildings.





20x20 8"x8"



LIBERTY





6 × 25

GRES PORCELLANATO

PORCELAIN STONEWARE



6x25

158 — Matt_Lucido

162 — Full Body


164 — Cosmo

Matt_Lucido

LUCIDO / MATT

6x25 COLLECTION

 6x25
2,36"x9,84"



| FORMATO | DIMENSIONI (mm) | SPESSORE (mm) | kg / mq | mq / box | pcs / box | box / pallet | mq / pallet |
|-------------|-----------------|---------------|---------|----------|-----------|--------------|-------------|
| 6x25 LUCIDO | 61x250 | 6,5 | 16 | 1,00 | 66 | 60 | 60 |
| 6x25 MATT | 61x250 | 6,5 | 16 | 1,00 | 66 | 60 | 60 |



Versatile e colorato



6x25 2,36"x9,84" . MATT



POLVERE



PIOGGIA



TORTORA



6x25 2,36"x9,84" . LUCIDO / MATT



TALCO



BIANCO



MELA



KIWI



ALOE



EDERA



QUARZO

Full body


FULL BODY R10 A+B

6x25 COLLECTION


 6x25
2,36"x9,84"




SODIO



CARBONIO



XENO



NICKEL



GRES



= TINTE CORRELATE
MATCHING COLOURS

| FORMATO | DIMENSIONI (mm) | SPESSORE (mm) | kg / mq | mq / box | pcs / box | box / pallet | mq / pallet |
|---------|-----------------|---------------|---------|----------|-----------|--------------|-------------|
| 6x25 | 61x250 | 7 | 16 | 1,00 | 66 | 60 | 60 |

PROGETTO BY:
Studio Cavallo 21
Arch. Mirco Cavallo




Cosmo

LUCIDO / FULL BODY R10 A+B

6x25 COLLECTION

Lucido Strutturato




6x25
2,36"x9,84"



VENERE



MARTE



GIOVE

Full Body Strutturato




6x25
2,36"x9,84"




LUNA



GIANO



ARIEL



TEBE

| FORMATO | DIMENSIONI (mm) | SPESSORE (mm) | kg / mq | mq / box | pcs / box | box / pallet | mq / pallet |
|-------------------------------|-----------------|---------------|---------|----------|-----------|--------------|-------------|
| 6x25 lucido strutturato | 61x250 | 7 | 16 | 1,00 | 66 | 60 | 60 |
| 6x25 full body strutturato | 61x250 | 7 | 16 | 1,00 | 66 | 60 | 60 |



Lucido & Strutturato

La collezione COSMO realizzata in un unico formato 6x25 ispirato alle nuove tendenze di design e arredamento, unisce alle alte performance del gres porcellanato smaltato lucido o full body R10 A+B, una superficie strutturata che dona un particolare gioco di luce e texture.

Disponibile in 3 colori lucidi strutturati classici ma sempre attuali: bianco, avorio, nero e in 4 colori full body: bianco, nero, grigio scuro, tortora. La gamma cromatica è coordinata con gli altri formati della serie CE.SI.

COSMO range in 6x25 (single size) draws its inspiration from the new design trends; it combines the high performances of both glazed and unglazed porcelain stoneware (gloss and full body R10 A+B) with a rough surface, which produces characteristic texture and light effects.

The range is available in three gloss structured colours: white - beige - black and four Full body colours: grey-black-white-dove-grey. This colour selection matches with different sizes in CE.SI. collection.



6x25 2,36"x9,84" . LUCIDO STRUTTURATO



VENERE



6x25 2,36"x9,84" . FULL BODY STRUTTURATO



ARIEL

Referenze


PROJECTS



GIORGIO Italian Barista GCC | Manama - Baharain | Studio Rizoma Architetture - Bologna



Residenza Privata | Arch. Germano Schillaci



Abitazione privata | STUDIO ALPI
NICCOLO ULCHIGNONI & ALEXIS PAYEN ARCHITECTES D.E.S.A. HMONP - Parigi



Anne&Max Leidschenhage
Design by Studio JAAF (www.studiojaaf.com)
[@studiojaaf](https://www.instagram.com/studiojaaf) for Instagram
Styling by Kim De Groot [@kim_de_groot](https://www.instagram.com/kim_de_groot)
creativeconcepts for Instagram



Lagust (Laboratorio del Gusto) | Angela T. Basile
Domenico Potenza ARCHITETTI BaPo Studio Cirò Marina (KR)



Ergo Restaurant - Bucarest | Live In Design Bucarest



Spazio Bra | Alberto Chiariglione | Velvet Studio - Torino



Hotel Amo By Amano | Design Alchemists - Berlino



Residenza Privata progetto Bagno 10x30 | Unopiuno Atelier - Milano
Arch. Antonella Pasquale - Laura Bergamasco



Negozió Abbigliamento Cipria - Cesena



Gorms Pizza - Danimarca



Hagakure Noh Samba - Bari | Architetto Enza Martellotta Interiors Alessandro Iacobellis



Vela Blu Camping Village - Jesolo



Villa Vi, Flumini di Quartu - Cagliari | studio ALO s.r.l.
www.alo-architettura.com



Ristorante Coyacan | architetto Mirco Cavallo | Studiocavallo21 - Köln



NEVA Architecture Intérieure | Margaux Carnevali - Paris
Instagram: @neva_interiordesign
www.nevainteriorsdesign.com



Piscine Vattnets Hus i Ängelholm - Svezia



Grand Hotel Tremezzo , cucina - Lago di Como



GDO | Reparto Macelleria | Supermarket



Ristorante | Penelope a casa - Milano

CARATTERISTICHE TECNICHE

TECHNICAL DETAILS . INFORMATIONS TECHNIQUES . TECHNISCHE DATEN

| | NORMA STANDARD | MATT - LUCIDI - ANTISLIP | | FULL BODY | |
|---|-----------------------------|--|---|--|---|
| | | GRES PORCELLANATO SMALTATO GLAZED PORCELAIN | | GRES PORCELLANATO COLORATO IN MASSA UNGLAZED PORCELAIN | |
| | | VALORE NORMA NORM VALUE | VALORE CE.SI. CE.SI. VALUE | VALORE NORMA NORM VALUE | VALORE CE.SI. CE.SI. VALUE |
|  CLASSIFICAZIONE PRODOTTO PRODUCT CLASSIFICATION CLASSEMENT KLASSIFIZIERUNG | UNI EN 14411 APPENDICE G | GRUPPO B1b | GRUPPO B1b | GRUPPO B1a | GRUPPO B1a |
|  ASSORBIMENTO D'ACQUA WATER ABSORPTION ABSORPTION D'EAU WASSERAUFNAHME | ISO 10545-3 | 0,5% <E ≤3% | 0,5% ≤E ≤3% | ≤0,5% | ≤0,5% |
|  RESISTENZA AL GELO FROST RESISTANCE RÉSISTANCE AU GEL FROSTWIDERSTANDSFÄHIGKEIT | ISO 10545-12 | SU RICHIESTA UPON REQUEST SUR DEMANDE AUF ABRUF | RESISTENTE RESISTANT RESISTANTS WIDERSTANDSFÄHIG | SU RICHIESTA UPON REQUEST SUR DEMANDE AUF ABRUF | RESISTENTE RESISTANT RESISTANTS WIDERSTANDSFÄHIG |
|  RESISTENZA AGLI SBALZI TERMICI THERMAL, SHOCK RESISTANCE RÉSISTANCE AUX ÉCARTS DE TEMPÉRATURE TEMPERATURWECHSELBESTÄNDIGKEIT | ISO 10545-9 | SU RICHIESTA UPON REQUEST SUR DEMANDE AUF ABRUF | RESISTENTE RESISTANT RESISTANTS WIDERSTANDSFÄHIG | SU RICHIESTA UPON REQUEST SUR DEMANDE AUF ABRUF | RESISTENTE RESISTANT RESISTANTS WIDERSTANDSFÄHIG |
|  MODULO DI ROTTURA MODULUS OF RUPTURE RÉSISTANCE À LA FLEXION BIEGEFESTIGKEIT | ISO 10545-4 | min. 30N/ mm ² | N/ mm ² 30±50 | min. 35N/ mm ² | N/ mm ² 35±50 |
| PRODOTTI CHIMICI AD USO DOMESTICO ED ADDITIVI PER PISCINA HOUSEHOLD CHEMICALS AND SWIMMING POOL WATER CLEANSERS PRODUITS CHIMIQUES ET ADDITIFS POUR PISCINE CHEM.PRODUKTE FÜR DEN HAUSHALTSGEBRAUCH / SCHWIMMBÄDER | ISO 10545-4 | min. GB | GA - GLA | min. UB | UA |
|  ACIDI E ALCALI A BASSA CONCENTRAZIONE ACIDS AND LOW CONCENTRATION ALKALIS ACIDES ET ALCALI A FAIBLE CONCENTRATION SÄUREN UND ALKALI IN GERINGER KONZENTRATION | ISO 10545-4 | min. GB | GA - GLA | min. UB | UA |
| ACIDI E ALCALI AD ALTA CONCENTRAZIONE ACIDS AND HIGH CONCENTRATION ALKALIS ACIDES ET ALCALI A FORTE CONCENTRATION SÄUREN UND ALKALI IN HOHER KONZENTRATION | ISO 10545-13 | min. UB | GHA | min. UB | UA - UHA |
|  RESISTENZA ALLE MACCHIE STAIN RESISTANCE RESISTANCE AUX PRODUITS TACHANTS BESTÄNDIGKEIT GEGEN FLECKENBILDNER | ISO 10545-14 | min. 3 | > 3 | min. 3 | > 3 |
|  DILATAZIONE TERMICA LINEARE SU RICHIESTA LINEAR THERMAL EXPANSION UPON REQUEST COEFFICIENT LINÉAIRE DE DILATATION THERMIQUE LINEARE WÄRMEAUSDEHNUNG AUF ABRUF | ISO 10545-8 | SU RICHIESTA UPON REQUEST SUR DEMANDE AUF ABRUF | 5x5x10 °K ⁻¹ | SU RICHIESTA UPON REQUEST SUR DEMANDE AUF ABRUF | 6,5x10 °K ⁻¹ |
| PEI RESISTENZA ALL'ABRASIONE (PEI) ABRASION RESISTANCE (PEI) RÉSISTANCE À L'ABRASION (PEI) ABRIEBFESTIGKEIT (PEI) | ISO 10545-7 | CLASSE PEI CLASS PEI CLASSE PEI CLASSE PEI | 2 - 4 | | |
|  RESISTENZA ALL' ABRASIONE PROFONDA RESISTANCE TO DEEP ABRASION RÉSISTANCE À L'ABRASION PROFONDE BESTÄNDIGKEIT GEGEN TIEFENVERSCHLEISS | ISO 10545-6 | | | max 175 m ³ | max 175 m ³ |
|  CARATTERISTICHE DIMENSIONALI DIMENSIONAL FEATURES CARACTERISTIQUES DE LA SURFACE OBERFLÄCHENQUALITÄT | ISO 10545-2 | ±0,5% | ±0,5% | ±0,5% | ±0,5% |
|  RESISTENZA AL CAVILLO CRAZING RESISTANCE RÉSISTANCE AU TRESSAILAGE HAARRISSBESTÄNDIGKEIT | ISO 10545-11 | SU RICHIESTA UPON REQUEST SUR DEMANDE AUF ABRUF | RESISTENTE RESISTANT RESISTANTS WIDERSTANDSFÄHIG | | |

GRES PORCELLANATO SMALTATO . GLAZED PORCELAIN . GRES CERAME EMAILLE
DIMENSIONI . SIZES

| FORMATO MISURE NOMINALI (cm) NOMINAL SIZE (cm) | MISURE REALI (mm) REAL SIZE (mm) | SPESSORE (mm) THICKNESS (mm) | PESO Kg/m ² WEIGHT Kg/m ² |
|---|-------------------------------------|---------------------------------|--|
| 5x5 * | 48x48 | 5,5 | 11 |
| 7,5x7,5 DIAMANTATO * | 73,5x73,5 | 9 | 15 |
| 7,5x15 DIAMANTATO | 73,5x148,5 | 9 | 15 |
| 7,5x15 | 73,5x148,5 | 6,5 | 14 |
| 10x10 | 98,5x98,5 | 6,5 | 14 |
| 15x15 | 148,5x148,5 | 6,5 | 14 |
| 6x25 - 6x25 COSMO LUCIDO | 61x250 | 6,5 | 16 |
| 5x20 * | 48x200 | 6,5 | 14 |
| 10x20 - 10x20 MOTIVO | 98,5x200 | 6,5 | 14 |
| 20x20 | 200x200 | 6,5 | 14 |
| 20x20 OTTAGONO | 200x200 | 5,5 | 13 |
| 10x30 | 98,5x300 | 8 | 17 |
| 30x30 | 300x300 | 8 | 17 |
| 10x60 | 98,5x600 | 8 | 17 |
| 20x60 | 200x600 | 8 | 17 |
| 2,5x2,5 SU RETE | foglio da 300x300 | 5,5 | 11 |
| 5x5 SU RETE | foglio da 300x300 | 5,5 | 11 |
| 3x10 SU RETE | foglio da 300x300 | 5,5 | 11 |

GRES PORCELLANATO COLORATO IN MASSA . FULL BODY . GRES CERAME PLEINE MASSE
DIMENSIONI . SIZES

| FORMATO MISURE NOMINALI (cm) NOMINAL SIZE (cm) | MISURE REALI (mm) REAL SIZE (mm) | SPESSORE (mm) THICKNESS (mm) | PESO Kg/m ² WEIGHT Kg/m ² |
|---|-------------------------------------|---------------------------------|--|
| 20x20 - 20x20 EPOQUE | 200x200 | 7 | 16 |
| 10x10 | 98,5x98,5 | 7 | 16 |
| 10x10 SU RETE | foglio da 300x300 | 7 | 16 |
| 5x5 SU RETE | foglio da 300x300 | 5,5 | 11 |
| 2,5x2,5 SU RETE | foglio da 300x300 | 4 | 10 |
| 5x5 ESAGONO | foglio da 310x310 | 7 | 16 |
| 10x10 OTTAGONO | 98,5x98,5 | 7 | 16 |
| 10x10 OTTAGONO SU RETE | foglio da 320x320 | 7 | 16 |
| CUBO SU RETE | foglio da 430x210 | 7 | 16 |
| STELLA SU RETE | foglio da 300x300 | 7 | 16 |
| BUTTERFLY | foglio da 300x300 | 7 | 16 |
| 6x25 - 6x25 COSMO FULL BODY | 61x250 | 7 | 16 |
| 5x20* | 48x200 | 7 | 16 |
| 2,5x20* | 23x200 | 7 | 16 |
| 5x5* | 48x48 | 7 | 16 |
| 3,5x3,5* | 35x35 | 7 | 16 |
| 10x10 TRIANGOLO* | 98,5x98,5x139,3 | 7 | 16 |
| 7x7 TRIANGOLO* | 69,6x69,6x98,5 | 7 | 16 |

*VENDUTO AL PEZZO . SOLD BY PIECE . VENDUE A LA PIECE . STUECKWEISE VERKAUFT

IMBALLI

PACKING . CONDITIONNEMENT . VERPACKUNGSEINHEITE

GRES PORCELLANATO SMALTATO

GLAZED PORCELAIN

| FORMATO SIZE | PEZZI/SCATOLA PIECES/BOX | FOGLI/SCATOLA SHEETS/BOX | m ² /SCATOLA m ² /BOX | SCATOLE/EUROPALLET BOX/EUROPALLET | m ² /EUROPALLET m ² /EUROPALLET | PESO MEDIO Kg/m ² |
|--------------------------|-----------------------------|-----------------------------|--|--------------------------------------|--|---------------------------------|
| 2,5x2,5 SU RETE | - | 11 | 1,00 | 40 | 40 | 11 |
| 5x5 SU RETE | - | 11 | 1,00 | 40 | 40 | 11 |
| 3x10 SU RETE | - | 11 | 1,00 | 40 | 40 | 11 |
| 10x10 SU RETE | - | 11 | 1,00 | 48 | 48 | 14 |
| 6x25 - 6x25 COSMO LUCIDO | 66 | - | 1,00 | 60 | 60 | 16 |
| 7,5x15 | 88 | - | 1,00 | 85 | 85 | 14 |
| 7,5x15 DIAMANTATO | 88 | - | 1,00 | 80 | 80 | 15 |
| 10x10 | 100 | - | 1,00 | 96 | 96 | 14 |
| 10x20 - 10x20 MOTIVO | 70 | - | 1,40 | 76 | 106,40 | 14 |
| 10x30 | 34 | - | 1,02 | 60 | 61,20 | 17 |
| 15x15 | 44 | - | 1,00 | 85 | 85 | 14 |
| 20x20 | 35 | - | 1,40 | 76 | 106,40 | 14 |
| 20x20 OTTAGONO | 40 | - | 1,50 | 57 | 85,50 | 13 |
| 30x30 | 14 | - | 1,26 | 46 | 57,96 | 17 |
| 10x60 | 16 | - | 1,00 | 48 | 48 | 17 |
| 20x60 | 8 | - | 1,00 | 48 | 48 | 17 |

FULL BODY

| FORMATO SIZE | PEZZI/SCATOLA PIECES/BOX | FOGLI/SCATOLA SHEETS/BOX | m ² /SCATOLA m ² /BOX | SCATOLE/EUROPALLET BOX/EUROPALLET | m ² /EUROPALLET m ² /EUROPALLET | PESO MEDIO Kg/m ² |
|------------------------------|-----------------------------|-----------------------------|--|--------------------------------------|--|---------------------------------|
| 2,5x2,5 SU RETE | - | 11 | 1,00 | 40 | 40 | 11 |
| 5x5 SU RETE | - | 11 | 1,00 | 40 | 40 | 11 |
| 5x5 ESAGONO SU RETE | - | 12 | 1,00 | 63 | 63 | 16 |
| 10x10 SU RETE | - | 11 | 1,00 | 48 | 48 | 16 |
| 6x25 6x25 COSMO FULL BODY | 66 | 1 | 1,00 | 60 | 60 | 16 |
| 10x10 | 100 | - | 1,00 | 72 | 72 | 16 |
| 20x20 | 30 | - | 1,20 | 76 | 91,20 | 16 |
| 20x20 EPOQUE | 25 | - | 1,00 | 72 | 72 | 16 |
| 10x10 OTTAGONO | 100 | - | 0,88 | 72 | 63,36 | 16 |
| 10x10 OTTAGONO SU RETE | - | 11 | 1,00 | 48 | 48 | 16 |
| CUBO SU RETE | - | 11 | 0,66 | - | - | 16 |
| STELLA SU RETE | - | 11 | 1,00 | - | - | 16 |
| BUTTERFLY | - | 11 | 1,00 | - | - | 16 |

AVVERTENZE

WARNINGS - NOTICES - EINWEISUNGEN

Controllare prima della posa: tonalità, calibro e scelta. Non si accettano reclami relativi a materiale già posato. Non si accettano contestazioni per materiale posato senza l'uso di massetti, sottofondi, adesivi idonei e adeguati. Il materiale CE.SI. non necessita di particolari cure e nessun trattamento aggiuntivo dopo la posa. Si raccomanda a fine cantiere di effettuare una pulizia molto accurata con detergenti tipo DETERDEK o simili. Consigliamo una fuga di almeno 2mm, in particolare combinando piastrelle di diversi formati. I colori VERMIGLIO, CROMO, VANADIO, CORALLO, in tutti i loro formati possono presentare una lieve puntinatura nera e una stonizzazione dovuta alla particolarità del colorante utilizzato. Le variazioni di tono e dimensione rientrano nelle tolleranze di un processo produttivo artigianale e, sono da considerarsi, per questo, caratteristiche proprie del prodotto. Per la stuccatura e la posa del colore GOLD e SILVER si consiglia l'uso di materiale epossidico o stucchi a grana molto fine. Il formato 10x60cm presenta un lato tagliato a spigolo vivo (lato lungo), nella posa verticale si consiglia di posare tale lato tagliato sempre nello stesso verso (dx o sx) mentre nella posa orizzontale si suggerisce di posare il lato tagliato sempre verso il basso. Nel formato 5x20cm entrambi i lati da 200mm sono a spigolo vivo.

Before tile setting, please verify shade, calibre and choice. Claims for material already laid will not be accepted. CE.SI. products do not require any particular care or additional treatment after installation. Once all work on site is completed, we strongly recommend a careful cleaning using DETERDEK, or a similar cleaning detergent, to remove all the dust created. At least 2mm grout line is required, especially by laying different sizes together. Small black dots and light fade showing on VERMIGLIO, CROMO, VANADIO, CORALLO are characteristics of these colour glazes. Dimensional and chromatic variations are peculiar of a handwork production process and are distinctive features of the product. For laying and grouting GOLD and SILVER, we recommend Epoxy material or fine-grained plasters. To install 10x60 we suggest: by horizontal laying, all cut edges facing down (long side edges parallel to the floor), by vertical laying, all cut edges following one single direction (long side edges perpendicular to the floor). 200mm sides in 5x20 are cut sharp edges.

Avant la pose il est nécessaire de contrôler nuance, calibre et choix. Les réclamations relatives aux carreaux déjà posés ne pourront pas être acceptées. Les carreaux CE.SI. ne demandent aucun soin ni traitement particulier après la pose. Nous conseillons, en fin chantier, un nettoyage soigné avec des produits comme DETERDEK. Nous conseillons, de faire un joint d'au moins 2 mm, surtout si différents formats sont posés ensemble. VERMIGLIO, CROMO, VANADIO, CORALLO, peuvent présenter de petits points noirs et dénuancés à cause de la spécificité du colorant utilisé. Les variations des dimensions et des couleurs, inhérentes à une production artisanale, sont à considérer comme des caractéristiques distinctives du produit. Pour la pose des carreaux Métro GOLD et SILVER, nous conseillons l'utilisation d'un joint Epoxy ou à grain fin. Nous suggérons de poser 10x60: en horizontal, avec les longs cotés parallèles au sol, avec les bord vif vers le bas en vertical, avec les longs cotés perpendiculaires au sol, avec les bord vif orienté dans la même direction.

Wichtig vor der Verlegung Farbton, Kaliber und Sortierung prüfen. Nach Verlegung der Fliesen werden keine Reklamationen berücksichtigt. In Anschluss an die Verlegung, empfehlen wir eine intensive Grundreinigung mit folgende Reinigungsmittel (oder ähnliche) DETERDEK. In der Unterhaltspflege empfiehlt CESI rückstandsfreie Reiniger. Bei der Verlegung mit verschiedene Formaten, empfehlen wir eine Fuge von mindestens 2mm zu behalten. Auf die Farben VERMIGLIO, CROMO, VANADIO, CORALLO könnten schwarze Punkte unter der Glasur erscheinen, diese sind eine Besonderheit der verwendeten Glasuren und somit kein Reklamationsgrund. Größen- und Tonabweichungen gehören zu den Toleranzen eines handwerklichen Herstellungsprozesses und sind daher ein Produktmerkmal. Für die Verlegung und die Fugen von GOLD und SILVER, benutzen Sie Epoxy oder feinkörniges Material. Es wird empfohlen das 10x60 so zu verlegen: Horizontal mit der Schnittkante nach unten. Vertikal: mit der Schnittkante immer in die gleiche Richtung (Seite). Die lange Seite der 5x20 ist scharfkantig.

ART DÉCO - OTTAGONO - STELLA - CUBO
PROPOSTE CROMATICHE
FLOOR PATTERN . COMBINAISONS DE COULEURS . FARBEN VORSCHLÄGE

Le proposte cromatiche si intendono unicamente come esempi esplicativi. Tutte le composizioni possono essere fornite miscelando gli 11 colori (zaffiro, giada, agata, fluoro, xeno, sodio, gres, bromo, carbonio, nickel, alluminio). Le composizioni serie: OTTAGONO, CUBO e STELLA vengono fornite già montate su rete. Per colori e imballi fare riferimento a Tabella di pag. 134-140-142 (colori) e Tabella pag. 174 (q.tà e imballi). Le bordure di pag. 144, sono fornite su rete e possono essere utilizzate con qualsiasi tipo di pavimento.

The colour combinations are intended as an examples only. All the named patterns can be supplied in any combination of the 11 colours (zaffiro, giada, agata, fluoro, xeno, sodio, gres, bromo, carbonio, nickel, alluminio). OTTAGONO, CUBO, STELLA combinations are supplied mesh mounted. Colours and packaging are shown on page 134-140-142 and 174. Borders shown on page 144 are supplied mesh mounted and can be used with any floor tile.

Les compositions de couleurs illustrées sont données uniquement à titre indicatif. Toutes les compositions proposées sont disponibles dans toutes les combinaisons des 11 couleurs (zaffiro, giada, agata, fluoro, xeno, sodio, gres, bromo, carbonio, nickel, alluminio). Les compositions des séries: OTTAGONO, CUBO et STELLA sont fournies sur trame. Couleurs et emballages sont indiqués aux pages 134-140-142 et 174. Les bordures illustrées à la page 144, fournies sur trame, peuvent être utilisées avec tous types de sol.

Die gezeigten Vorschläge sind nur erklärende Beispiele. Alle Kompositionen können mit den 11 Farben (zaffiro, giada, agata, fluoro, xeno, sodio, gres, bromo, carbonio, nickel, alluminio) gemischt und geliefert werden. Die folgende Kompositionen: OTTAGONO, CUBO und STELLA sind schon auf Netz geklebt lieferbar. Die Farben und Verpackungseinheiten sind auf Seite 134-140-142 und 174. Die verfügbaren Netz geklebten Bordüren können mit alle Bodenflächen kombiniert werden, siehe Seite 144



www.cesiceramica.it

Via Don Minzoni, 19
23844 Sirone (Lecco) - Italy
Tel. +39 031 850058
Fax Italia +39 031 852468
vendite@cesiceramica.it
Fax Export +39 031 870107
sales@cesiceramica.it


Ceramics of Italy

The logo for Ceramics of Italy, featuring a stylized red square with a white outline and a white quote mark on the left and right sides, positioned above the text "Ceramics of Italy".



www.cesiceramica.it