
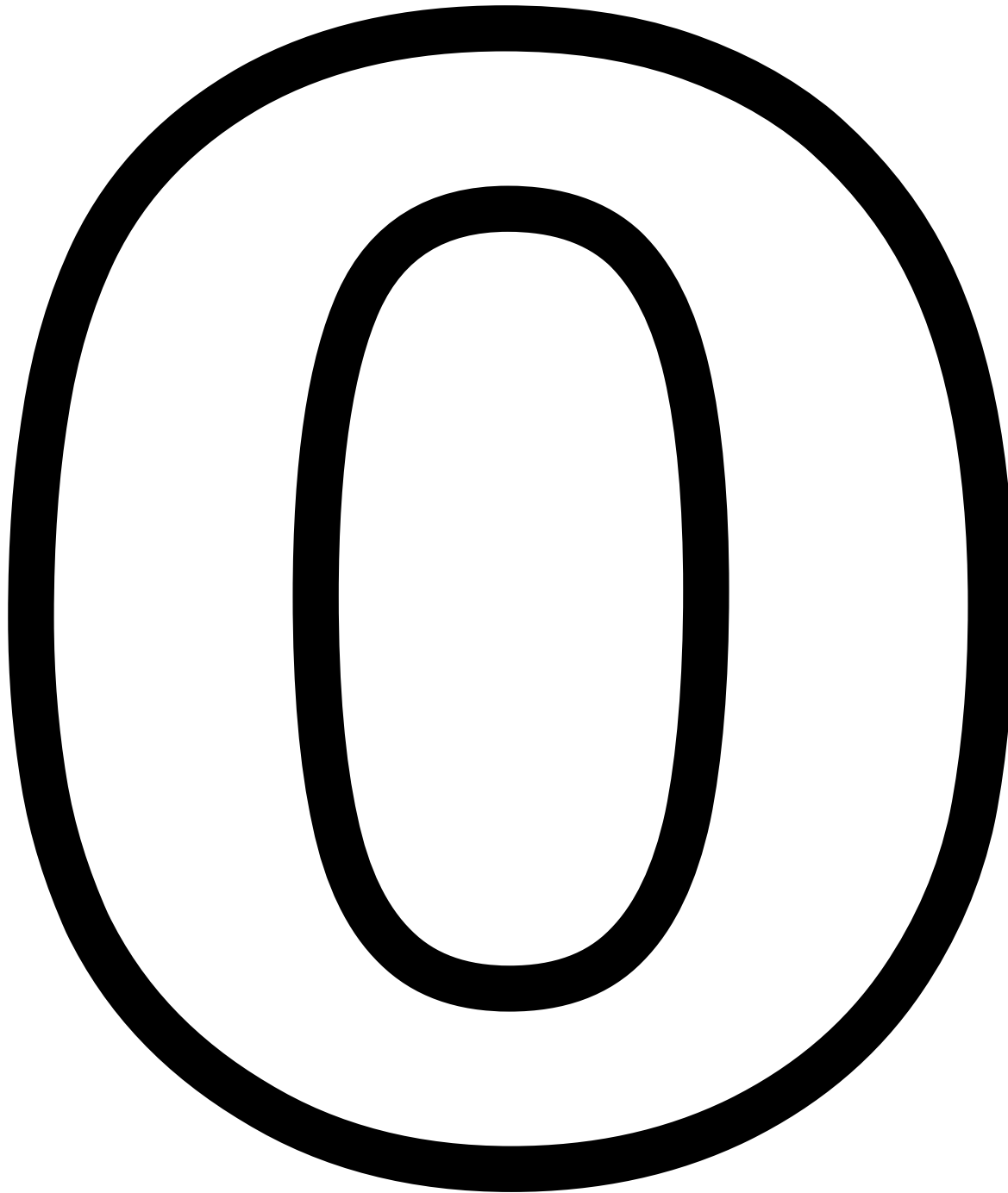



Caterpillar Circles







zero



Creation Days 1-3

3 Year Curriculum Objective Checklist, Page 1

Child's Name _____

Use this checklist to see what the child knows. Do not approach this as a test or call it a test. It may be best to complete this chart over several small units of time instead of in one sitting. Mark the answers that are correct and skip any sections which the child is unable to do. Remember that it is very normal for children this age to not retain much of this information yet. Have the appropriate supplies gathered before beginning.

Letters: Give the child a tactile letter. Ask him to name and say the phonetic sound of the letter. Then ask him to correctly form the letter by tracing it. For your notes, you may want to make a distinction between the errors that occurred: name, phonetic sound, and/or tracing.

A	B	C	D	E	F	G	H	I	J	K	L	M
a	b	c	d	e	f	g	h	i	j	k	l	m
N	O	P	Q	R	S	T	U	V	W	X	Y	Z
n	o	p	q	r	s	t	u	v	w	x	y	z

Numbers: Give the child a tactile number. Ask him to name and trace the number. You may want to make a distinction between the errors that occurred.

0	1	2	3	4	5	6	7	8	9	10	11	12	13	14	15
---	---	---	---	---	---	---	---	---	---	----	----	----	----	----	----

Information:

Ask the child to write his first name on a piece of paper.

- Child knows full name.
 Child knows sibling(s)' name.
 Child knows dad's name.
 Child knows mom's name.
 Child knows town/city.
 Child knows state.

Spatial: Using toys, instruct the child to place the toys in various places in relationship to other toys.

On	Off	Left	Right	Up	Down	Around	Over	Under	Between (Through)	Front	Back (Behind)	High
Low	Near	Far	Beside (Next to)	Above	Below	First	Last	Before	After	Top	Bottom	

Shapes and Colors: Using a flashcard or puzzle pieces, ask the child to name the color and shape.

Circle	Square	Triangle	Diamond	Rectangle	Heart	Star	Oval	
Black	Blue	White	Yellow	Purple	Green	Brown	Red	Orange

Sorting: Using a pile of various toys or puzzle pieces, ask the child to:

_____ Sort by Shape _____ Sort by Color _____ Sort by Weight _____ Sort by Length/Size

Patterns: Create a simple AB pattern. Ask the child to tell you what will come next in the pattern. _____ AB Pattern


Knowledge: Child can demonstrate knowledge of the following with little to no assistance.



_____ Bible Stories _____ Nursery Rhymes & Poems _____ Memory Verses _____ Songs

Development and Obedience: Below are development milestones for ages 36-48 months according to the American Pediatric Association.


- _____ Child can use scissors. _____ Child can draw self with 2-4 body parts. _____ Child can build a tower with 4+ blocks.
- _____ Child can dress/undress self. _____ Child can turn a book one page at a time. _____ Child can grasp crayon between finger and thumb.
- _____ Child can bat at a ball. _____ Child can kick a ball. _____ Child can throw a ball.
- _____ Child can catch a ball. _____ Child can jump. _____ Child can hop on one foot.
- _____ Child will sit and listen to a story. _____ Child will obey simple commands. _____ Child responds to non-family members.
- _____ Child engages in fantasy play. _____ Child plays with other children. _____ Child makes eye contact.
- _____ Child uses 5-6 words in sentences. _____ Child makes eye contact. _____ Child can be understood 75% of the time by a stranger.

For more information check the Development Guide - ABCJesusLovesMe.com/ideas/developmental-guide-3-year





one



It is
good!