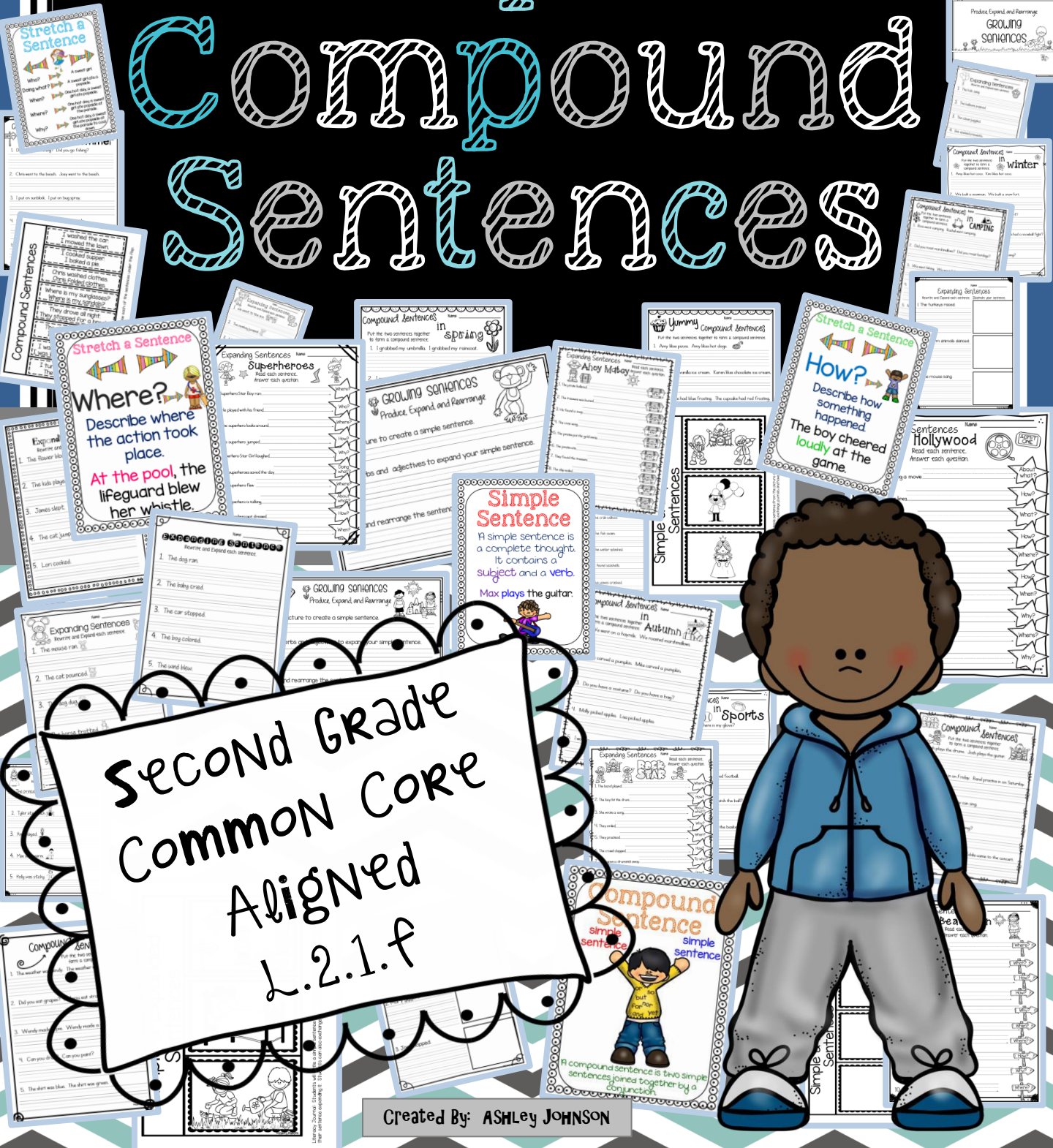


Simple & Compound Sentences



Second Grade
Common Core
Aligned
L.2.1.f

The original purchaser of this document is granted permission to copy for teaching purposes only. If you are NOT the original purchaser, please download the item from my store before making any copies. Redistributing, editing, selling, or posting this item or any part thereof on the Internet are strictly prohibited without first gaining permission from the author. Violations are subject to the penalties of the Digital Millennium Copyright Act.

<http://www.teacherspayteachers.com/Store/Ashley-Johnson-8659>

Teacher Notes:

Print everything or select the pages you want to print under the printer settings. As always thank you for your purchase.

Posters/Signs:

Display around the classroom or use as teaching tool during centers and reading groups.

Worksheets:

Great for whole group, small group, or independent work. These are also great for RtI groups for reteaching and extra practice.

Teacher Notes continued:

Literacy Journal:

Journal Activity 1: Students will paste the simple sentence in their journal. Students expand the simple sentence at least 3 different ways. Students can illustrate a picture to go along with one of the sentences.

Journal Activity 2: Students will write the definition or give an example of each type of sentence under the flap.

Journal Activity 3: Students will write the definition or give an example of each type of sentence under the flap.

Journal Activity 4: Students will combine each of the sentences under the flap.

Teacher Notes continued:

Produce, Expand, and Rearrange Growing Sentences Book:

Students use the picture to create a simple sentence.

Students then use adverbs and adjectives to expand their original simple sentence. Finally, students read and rearrange the sentence they wrote. One page has the students create a sentence without a picture prompt.

Save the ink: section:

I included everything that is in color in black and white here. I know that ink can get costly.

Simple Sentence

A simple sentence is a complete thought.

It contains a subject and a verb.

Max plays the guitar.



Compound Sentence

simple
sentence

simple
sentence



A compound sentence is two simple sentences joined together by a conjunction.

Adjective

An adjective describes a noun or pronoun.

An adjective answers the following questions:

What kind? Which one? How many?

one campfire

hot
campfire

cozy
campfire

six sticks of
wood

big
campfire



Adverb

An adverb is used to describe how, where, when, how often, or why something happens.

The boy sings loudly.



slowly

before

today

near

quietly


once

easily

always

Verb

A verb is an action or
state of being.



writing



happy



eating

Stretch a Sentence



Who?

A sweet girl.

Doing what?

A sweet girl ate a
popsicle.

When?

One hot day, a sweet
girl ate popsicle.



Where?

One hot day, a sweet
girl ate popsicle at
the parade .

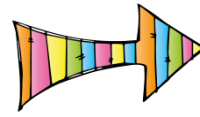
Why?

One hot day, a sweet
girl ate popsicle at
the parade to cool
down.

Stretch a Sentence





Who?



Tell more about
a person, animal,
or thing.

The girl won the
writing contest.

Stretch a Sentence





What?



Describe what happened.

The boy was
drawing a picture.

Stretch a Sentence





When?



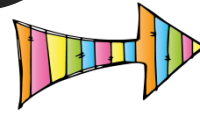
Explain when the
action took place.

I ran in race on
Saturday.

Stretch a Sentence





Where?



Describe where
the action took
place.

At the pool, the
lifeguard blew
her whistle.

Stretch a Sentence





How?



Describe how
something
happened.

The boy cheered
loudly at the
game.

Stretch a Sentence



Why?



Describe why
something
happened.

The boy **was tired**
so he took a nap.



Compound Sentences

Name _____



Put the two sentences together to form a compound sentence.



1. Josh plays the drums. Josh plays the guitar.

2. Band practice is on Friday. Band practice is on Saturday.

3. Sara can sing. Tommy can sing.

4. Can you play? Can you sing?


5. Gary came to the concert. Eddie came to the concert.

Compound Sentences

Name _____



Put the two sentences together to form a compound sentence.



in



CAMPING

1. Ross went camping. Rachel went camping.

2. Did you roast marshmallows? Did you roast hotdogs?

3. We went hiking. We went fishing.

4. I brought food. I brought water.

5. Mike saw a deer. Mike saw a rabbit.



Name _____

Yummy Compound Sentences

Put the two sentences together to form a compound sentence.

1. Amy likes pizza. Amy likes hot dogs.



2. Karen likes vanilla ice cream. Karen likes chocolate ice cream.

3. The cupcake had blue frosting. The cupcake had red frosting.

4. Did you have popcorn? Did you have candy?

5. I like jelly beans. I like gumdrops.

Compound Sentences

Name _____



Put the two sentences
together to form a
compound sentence.



in



Sports

1. Where is my bat? Where is my glove?

2. Julia can run. Bryan can run.

3. David played football . Jess played football.

4. Did you hit the ball? Did you catch the ball?

5. I shot the basketball. I dribbled the basketball.

Compound Sentences

Name _____

Put the two sentences together to form a compound sentence.

1. The weather was windy. The weather was rainy.

2. Did you eat grapes? Did you eat strawberries?

3. Wendy made a pie. Wendy made a cake.

4. Can you draw? Can you paint?

5. The shirt was blue. The shirt was green.

Compound Sentences

Name _____

Put the two sentences
together to form a
compound sentence.

in

Winter

1. Amy likes hot cocoa. Kim likes hot cocoa.

2. We built a snowman. We built a snow fort.

3. Where are my gloves? Where are my scarf?

4. The boys had a snowball fight. The girls had a snowball fight.

5. Did you go sledding? Did you go skiing?

Compound Sentences

Name _____

in
spring



Put the two sentences together
to form a compound sentence.

1. I grabbed my umbrella. I grabbed my raincoat.

2. I saw an orange butterfly. I saw a yellow butterfly.

3. Molly played in the backyard. Jim played in the backyard.

4. Alex planted a lily? Alex planted a daffodil?


5. We flew a kite at the park. We ate at the park.

Compound Sentences

Name _____



Put the two sentences together to form a compound sentence.



in



summer

1. Did you go swimming? Did you go fishing?

2. Chris went to the beach. Joey went to the beach.

3. I put on sunblock. I put on bug spray.

4. Sara played outside. Lori played outside.

5. I have a purple swim suit. I have an orange swim suit.

Compound Sentences

Name _____

in

Autumn



Put the two sentences together to form a compound sentence.

1. We went on a hayride. We roasted marshmallows.

2. Suzy carved a pumpkin. Mike carved a pumpkin.

3. Do you have a costume? Do you have a bag?

4. Molly picked apples. Lisa picked apples.

5. I wore a sweater to the game. I wore a jacket to the game.

Expanding Sentences

Name _____



Superheroes

Read each sentence..
Answer each question.



1. Superhero Star Boy ran _____.

Where?

2. He played with his friend _____.

Who?

3. The superhero looks around _____.

Where?

4. The superhero jumped _____.

How?

5. Superhero Star Girl laughed _____.

Why?

6. The superheroes saved the day _____.

Doing what?

7. The superhero flew _____.

Where?

8. The superhero is talking _____.

About what?

9. The superhero got dressed _____.

How?

10. Star Boy wakes up _____.

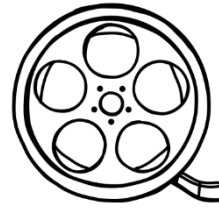
When?

Expanding Sentences Hollywood

Name _____



Read each sentence..
Answer each question.



1. Molly is watching a movie _____

About
what?

2. She read her lines _____

How?

3. The movie star laughed _____

What?

4. She went to the show _____

How?

5. He found the movie ticket _____

Where?

6. They ate popcorn _____

How?

7. Tom watched a movie _____

When?

8. He smiled _____

Why?

9. They filmed the movie _____


Where?

10. The movie was funny _____

Why?

Expanding Sentences

Name _____



ROCK STAR

Read each sentence.
Answer each question.



1. The band played _____.

Where?

2. The boy hit the drum _____.

How?

3. She wrote a song _____.

About
what?

4. They smiled _____.

Why?

5. They practiced _____.

When?

6. The crowd clapped _____.

How?

7. They gave a drumstick away _____.

To who?

8. Some people danced _____.

How?

9. They could not play _____.

Why?

10. He sit his guitar down _____.

Where?

Expanding Sentences

Name _____



Beach Fun

Read each sentence.
Answer each question.



1. Matt and Jen went on a trip _____

Where? ➤

2. Matt played _____

What? ➤

3. Jen swam _____

How? ➤

4. The waves crashed _____

How? ➤

5. She put on her sunglasses _____

Why? ➤

6. They walked on the beach _____

When? ➤

7. He looked around _____

Where? ➤

8. She picked up the seashell _____

How? ➤

9. They smiled _____

Why? ➤

10. The boat sailed _____

Where? ➤

Expanding Sentences


Name _____

Read each sentence..

Answer each question.



Ahoy Matey



1. The pirate hollered _____



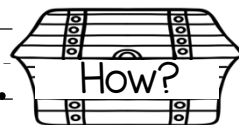
2. The treasure was buried _____



3. He found a map _____



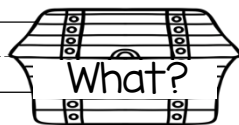
4. The crew sang _____



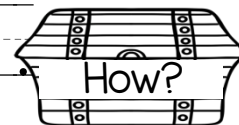
5. The pirates put the gold away _____



6. The pirates ate _____



7. They found the treasure _____



8. The ship sailed _____



9. The pirates cheered _____



10. They hid the treasure _____



Name _____

Expanding Sentence

Rewrite and Expand each sentence.

1. The dog ran.

2. The baby cried.

3. The car stopped.

4. The boy colored.


5. The wind blew.



Name _____

Expanding Sentences

Rewrite and Expand each sentence.



1. The mailman walked.

2. She wrote a letter.

3. I need a stamp.

4. He read the card.

5. Daniel checked the mailbox.

Name _____

Expanding Sentences

Rewrite and Expand each sentence.


1. The flower bloomed.

2. The kids played.

3. James slept.

4. The cat jumped.

5. Lori cooked.



Name _____

Expanding Sentences

Rewrite and Expand each sentence.




1. The kids sang.

2. The balloons popped.

3. The clown juggled.

4. She opened presents.

5. Her friends smiled.




Name _____



Expanding Sentences

Rewrite and Expand each sentence.



1. The crab walked.


2. The fish swam.

3. The water splashed.

4. I found seashells.


5. The waves crashed.

Name _____

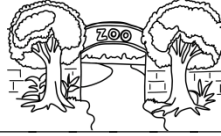


Expanding Sentences

Rewrite and Expand each sentence.



1. We went to the zoo.




2. The monkey jumped.



3. I fed the giraffe.




4. The elephant walked.



5. The zoo keeper talked.





Name _____

Expanding Sentences

Rewrite and Expand each sentence.




1. The mouse ran. 

2. The cat pounced. 

3. The dog dug. 

4. The horse trotted. 

5. The pig played. 



expanding Sentences

Name _____

Rewrite and Expand each sentence.



1. The princess smiled.



2. Tyler ate lunch.



3. Amy played.



4. Max was warm.



5. Holly was sticky.



Name _____

Expanding Sentences

Rewrite and Expand each sentence. Illustrate your sentence..

1. The turkeys raced.

2. The farm animals danced.

3. The mouse sang.

Name _____

Expanding Sentences

Rewrite and Expand each sentence. Illustrate your sentence..

1. I flew a kite.

2. Mary giggled..

3. Joey hopped.

Name _____

Expanding Sentences

Rewrite and Expand each sentence. Illustrate your sentence..

1. The kids swam.

2. James built a sandcastle.

3. Mallory splashed.

Name _____

Simple expanding

What is a simple sentence?

Write a simple sentence.

Expand the simple sentence you wrote above.

Name _____

Compound Sentence

What is a compound sentence?

List 3 conjunctions.

Write a compound sentence.

The kids ran.

The kids ran.

The flower grew.

Alex laughed.

The water dripped.

The leaves fell.

Literacy Journal: Students will paste the simple sentence in their journal. Students expand the simple sentence at least 3 different ways. Students can illustrate a picture to go along with one of the sentences.

The girls danced.

Emily woke.

Paula skated.

Ross hit the ball.

I wore sunglasses.

The phone rang.

Literacy Journal: Students will paste the simple sentence in their journal. Students expand the simple sentence at least 3 different ways. Students can illustrate a picture to go along with one of the sentences.

The ball rolled.

The artist painted.

The baby crawled.

The boy whistled.

The teacher smiled.

Literacy Journal: Students will paste the simple sentence in their journal. Students expand the simple sentence at least 3 different ways. Students can illustrate a picture to go along with one of the sentences.

4 Types of Sentences




Declarative

Interrogative

Exclamatory

Imperative




Simple & Expanded Sentences



©ASHLEY JOHNSON

Literacy Journal: Students will write a simple sentence from the picture on the flap. Students will then rewrite their sentence expanding it. Students can also exchange journals and have a classmate expand the sentence.




Simple & Expanded Sentences



©ASHLEY JOHNSON

Literacy Journal: Students will write a simple sentence from the picture on the flap. Students will then rewrite their sentence expanding it. Students can also exchange journals and have a classmate expand the sentence.

Simple & Expanded Sentences



Literacy Journal: Students will write a simple sentence from the picture on the flap. Students will then rewrite their sentence expanding it. Students can also exchange journals and have a classmate expand the sentence.



Simple & Expanded Sentences



©ASHLEY JOHNSON

Literacy Journal: Students will write a simple sentence from the picture on the flap. Students will then rewrite their sentence expanding it. Students can also exchange journals and have a classmate expand the sentence.




Simple & Expanded Sentences



©ASHLEY JOHNSON

Literacy Journal: Students will write a simple sentence from the picture on the flap. Students will then rewrite their sentence expanding it. Students can also exchange journals and have a classmate expand the sentence.




Simple & Expanded Sentences



©ASHLEY JOHNSON

Literacy Journal: Students will write a simple sentence from the picture on the flap. Students will then rewrite their sentence expanding it. Students can also exchange journals and have a classmate expand the sentence.




Simple & Expanded Sentences



©ASHLEY JOHNSON

Literacy Journal: Students will write a simple sentence from the picture on the flap. Students will then rewrite their sentence expanding it. Students can also exchange journals and have a classmate expand the sentence.

Simple & Expanded Sentences



©ASHLEY JOHNSON

Literacy Journal: Students will write a simple sentence from the picture on the flap. Students will then rewrite their sentence expanding it. Students can also exchange journals and have a classmate expand the sentence.

Simple & Expanded Sentences



©ASHLEY JOHNSON



Literacy Journal: Students will illustrate a picture and write a simple sentence from the picture on the flap. Students will then **rewrite** their sentence expanding it. Students can also exchange journals and have a classmate expand the sentence..

Compound Sentences

The girl read a book.
The boy read a book.

We warmed by the fire.
We drank hot cocoa.

I caught a fish.
My friend caught a fish.

I did not go to the park.
I did not go to the pool.

I grabbed my purse.
I grabbed my keys.

The monkey ate a banana.
The monkey climbed a tree.

We watched the movie.
We ate popcorn.

I worked on my math.
I wrote my paper.

©ASHLEY JOHNSON

Literacy Journal: Students will combine each of the sentences under the flap.

Compound Sentences

I washed the car.
I mowed the lawn.

I cooked supper.
I baked a pie.

Chris washed clothes.
Chris folded clothes.

Where are my sunglasses?
Where are my sandals?

They drove all night.
They stopped for a break.


The sky turned dark.
It started to rain.

I wanted to sit in front.
I was late for the concert.


I turned on the light.
The light was out.

Produce, Expand, and Rearrange

Growing Sentences

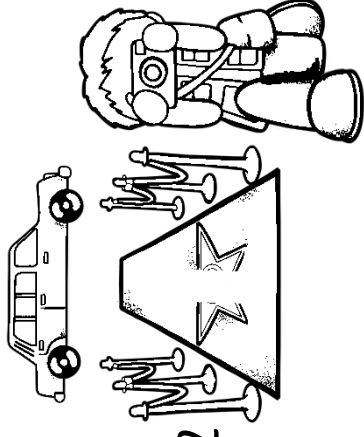


Name _____



GROWING SENTENCES

Produce, Expand, and Rearrange



Use the picture to create a simple sentence.

Use adverbs and adjectives to expand your simple sentence.


Read and rearrange the sentence.



GROWING SENTENCES



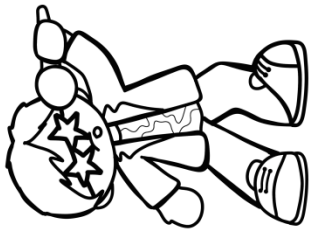
Produce, Expand, and Rearrange



Use the picture to create a simple sentence.


Use adverbs and adjectives to expand your simple sentence.

Read and rearrange the sentence.



GROWING SENTENCES

Produce, Expand, and Rearrange



Use the picture to create a simple sentence.


Use adverbs and adjectives to expand your simple sentence.

Read and rearrange the sentence.



GROWING SENTENCES

Produce, Expand, and Rearrange



Use the picture to create a simple sentence.


Use adverbs and adjectives to expand your simple sentence.

Read and rearrange the sentence.



GROWING SENTENCES

Produce, Expand, and Rearrange



Use the picture to create a simple sentence.

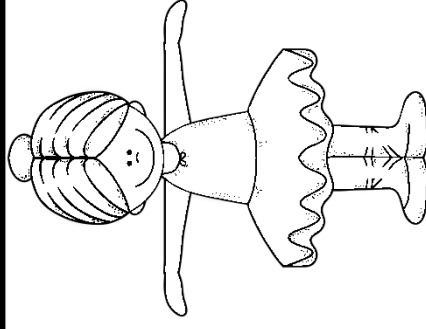
Use adverbs and adjectives to expand your simple sentence.

Read and rearrange the sentence.



GROWING SENTENCES

Produce, Expand, and Rearrange



Use the picture to create a simple sentence.


Use adverbs and adjectives to expand your simple sentence.

Read and rearrange the sentence.



GROWING SENTENCES


Produce, Expand, and Rearrange



Use the picture to create a simple sentence.


Use adverbs and adjectives to expand your simple sentence.

Read and rearrange the sentence.



GROWING SENTENCES

Produce, Expand, and Rearrange



Use the picture to create a simple sentence.


Use adverbs and adjectives to expand your simple sentence.

Read and rearrange the sentence.



GROWING SENTENCES

Produce, Expand, and Rearrange



Use the picture to create a simple sentence.


Use adverbs and adjectives to expand your simple sentence.

Read and rearrange the sentence.



GROWING SENTENCES

Produce, Expand, and Rearrange



Use the picture to create a simple sentence.


Use adverbs and adjectives to expand your simple sentence.

Read and rearrange the sentence.



GROWING SENTENCES


Produce, Expand, and Rearrange



Use the picture to create a simple sentence.

Use adverbs and adjectives to expand your simple sentence.


Read and rearrange the sentence.



GROWING SENTENCES

Produce, Expand, and Rearrange

Use the picture to create a simple sentence.



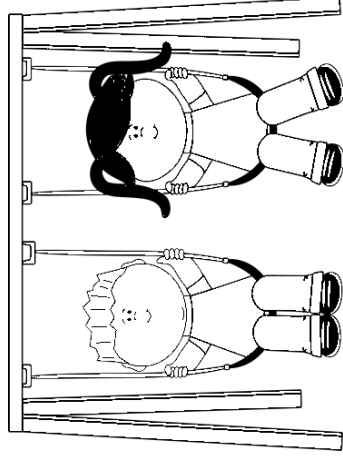
Use adverbs and adjectives to expand your simple sentence.

Read and rearrange the sentence.



GROWING SENTENCES

Produce, Expand, and Rearrange



Use the picture to create a simple sentence.

Use adverbs and adjectives to expand your simple sentence.

Read and rearrange the sentence.



GROWING SENTENCES

Produce, Expand, and Rearrange



Use the picture to create a simple sentence.

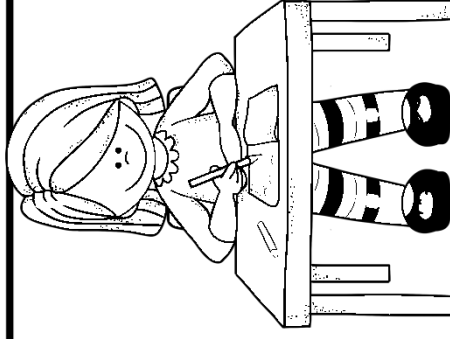
Use adverbs and adjectives to expand your simple sentence.

Read and rearrange the sentence.



GROWING SENTENCES

Produce, Expand, and Rearrange



Use the picture to create a simple sentence.


Use adverbs and adjectives to expand your simple sentence.

Read and rearrange the sentence.



GROWING SENTENCES

Produce, Expand, and Rearrange



Use the picture to create a simple sentence.


Use adverbs and adjectives to expand your simple sentence.

Read and rearrange the sentence.



GROWING SENTENCES

Produce, Expand, and Rearrange



Use the picture to create a simple sentence.

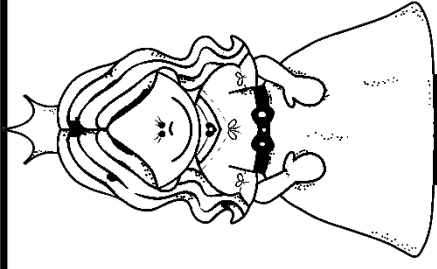
Use adverbs and adjectives to expand your simple sentence.

Read and rearrange the sentence.



GROWING SENTENCES

Produce, Expand, and Rearrange



Use the picture to create a simple sentence.


Use adverbs and adjectives to expand your simple sentence.

Read and rearrange the sentence.



GROWING SENTENCES

Produce, Expand, and Rearrange



Use the picture to create a simple sentence.


Use adverbs and adjectives to expand your simple sentence.

Read and rearrange the sentence.



GROWING SENTENCES

Produce, Expand, and Rearrange



Use the picture to create a simple sentence.


Use adverbs and adjectives to expand your simple sentence.

Read and rearrange the sentence.



GROWING SENTENCES

Produce, Expand, and Rearrange



Use the picture to create a simple sentence.



Use adverbs and adjectives to expand your simple sentence.

Read and rearrange the sentence.



GROWING SENTENCES

Produce, Expand, and Rearrange



Use the picture to create a simple sentence.

Use adverbs and adjectives to expand your simple sentence.

Read and rearrange the sentence.



GROWING SENTENCES

Produce, Expand, and Rearrange

Create a simple sentence.

Use adverbs and adjectives to expand your simple sentence.

Read and rearrange the sentence.



Save the
ink
BLACK and
white

Simple Sentence

A simple sentence is a complete thought.

It contains a subject and a verb.

Max plays the guitar.



Compound Sentence

simple
sentence

simple
sentence



A compound sentence is two simple sentences joined together by a conjunction.

Adjective

An adjective describes a noun or pronoun.

An adjective answers the following questions:


What kind? Which one? How many?

hot
campfire

one campfire

cozy
campfire

six sticks of
wood



big
campfire

Adverb

An adverb is used to describe how, where, when, how often, or why something happens.

The boy sings loudly.



slowly

before

today

near

quietly

once

easily


always

Verb

A verb is an action or
state of being.



writing




happy

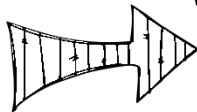


eating

Stretch a Sentence

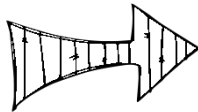


Who?



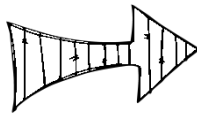
A sweet girl.

Doing what?



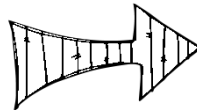
A sweet girl ate a
popsicle.

When?



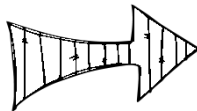
One hot day, a sweet
girl ate popsicle.

Where?



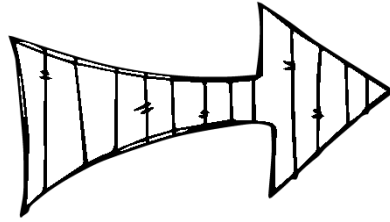
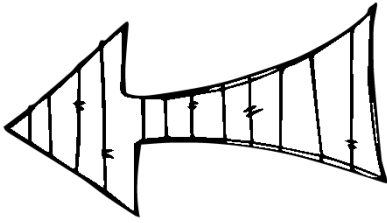
One hot day, a sweet
girl ate popsicle at
the parade .

Why?

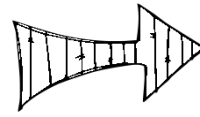


One hot day, a sweet
girl ate popsicle at
the parade to cool
down.

Stretch a Sentence



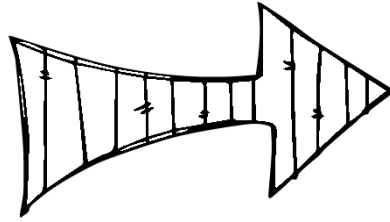
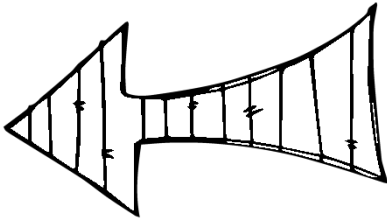
Who?




Tell more about
a person, animal,
or thing.

The girl won the
writing contest.

Stretch a Sentence



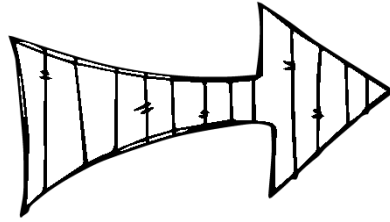
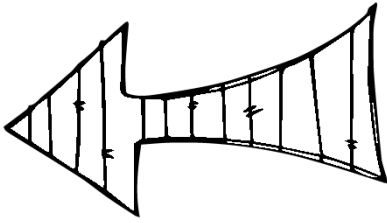
What?



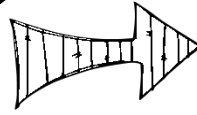
Describe what
happened.

The boy was
drawing a picture.

Stretch a Sentence



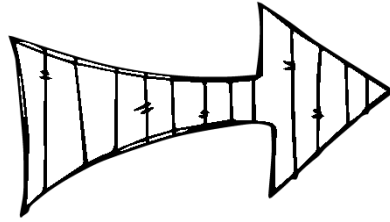
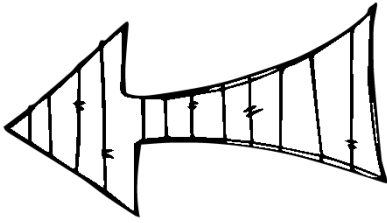
When?




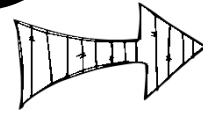
Explain when the
action took place.

I ran in race on
Saturday.

Stretch a Sentence



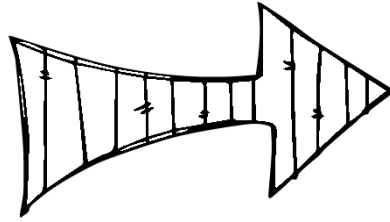
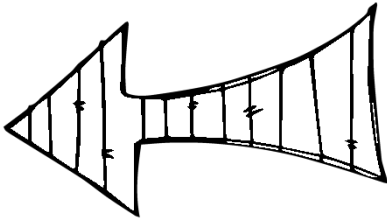
Where?




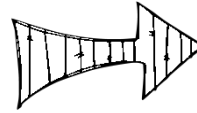
Describe where
the action took
place.

At the pool, the
lifeguard blew
her whistle.

Stretch a Sentence



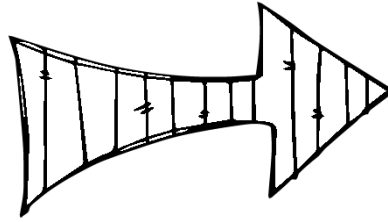
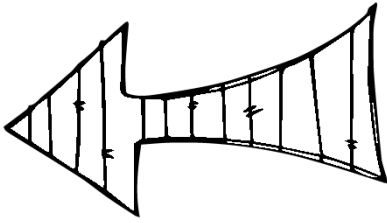
How?



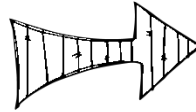
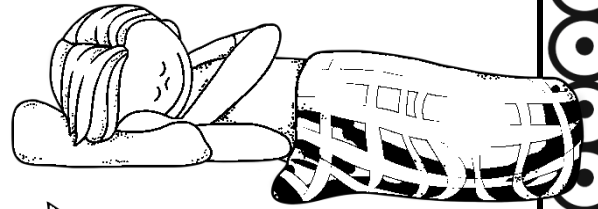
Describe how
something
happened.

The boy cheered
loudly at the
game.

Stretch a Sentence



Why?



Describe why
something
happened.

The boy was tired
so he took a nap.



Thank you for your purchase. Please, return to my store and leave feedback. I am excited to know how this product worked in your classroom.

Ashley Johnson

<http://www.teacherspayteachers.com/Store/Ashley-Johnson-8659>

Credits:



The original purchaser of this document is granted permission to copy for teaching purposes only. If you are NOT the original purchaser, please download the item from my store before making any copies. Redistributing, editing, selling, or posting this item or any part thereof on the Internet are strictly prohibited without first gaining permission from the author. Violations are subject to the penalties of the Digital Millennium Copyright Act.