



**BELIEVE**

# evOLUTION®

[www.evolutionbuild.com](http://www.evolutionbuild.com)

## RAGE®

**Millennium Dome Ceiling** 3  
By Gary Turner, Ceiling Installer

**Caterham Seven Kit Car** 4  
By Mike Holmes, Kit Car Builder

**Party BBQ** 6  
By Dave Bashista, Construction Pro

---

## RAGE®

**Industrial Railings** 9  
By Ian Minshull, Steel Fabricator

**Suzuki Intruder Trike** 10  
By Shawn Collins, Motor Engineer

**Industrial Staircase** 12  
By Terry Burgess, Steel Fabricator

---

## RAGE®

**Kitchen Installation** 17  
By Russell Brooks, Kitchen Fitter

**Garden Fence** 18  
By Steve Jenkin, Joiner

**Motor Trailer** 20  
By Darren Cooling, Renovator

---

## evoSYSTEM®

**Commercial Construction** 23  
By Matt Robinson, Site Manager







**“IT DOESN'T  
BURN THE TRIM.**

**IT'S THE CLEANEST CUT EVER!”**

**“IT ONLY TOOK**

**4**

**DAYS**

I'm a ceiling fixer. At the moment I'm laying grid all day at the 'Millennium Dome'. I'm fitting 20mm x 20mm Steel shadow gap trim, according to the manufacturer there was nothing but a hand Hack-saw and a Mitre Block that would cut it.

I couldn't believe that is the manufacturer's recommended way to cut it, so I started looking around for an alternative, but couldn't find anything. I gave up and ended up going to my local tool store to get my 13th plastic Mitre Block and there it was like a shining light - a RAGE3 Mitre Saw, I got all excited like a little boy at Christmas.

When I got into work, I was telling the lads and they said: "No way - it will burn the paint on the trim". I thought it's got to be better than using a Hack-saw and wow, wow, wow - it is!

I've had it 5 months now and I am just about to order a new blade, happy days. **And no it doesn't burn the trim, it's the cleanest cut ever!**

**Everyone on-site is trying to get one now.** Trust me, it only took me 4 days to make it pay - now I'm earning about £200 a week more than I was with just a Hack-saw!

**BY GARY TURNER, CEILING INSTALLER**

**TO MAKE IT PAY FOR ITSELF, NOW I'M EARNING ABOUT**

**200 QUID  
A WEEK MORE**

**THAN I WAS WITH JUST A HACK-SAW!”**





“WHERE THE

# RAGE 3

REALLY SHONE THROUGH WAS

# CUTTING

# COMPOUND



Just over a month ago, I decided I wanted to build a Caterham Seven Kit car. I searched long and hard for what to build and in the end decided to either build the chassis or buy one ready made.

The problem was buying a ready made chassis would have cost me 1k, but due to the current low price of metal, the metal would only cost me about £110. So for me, it was the obvious choice to build it myself.

After reading on some well known internet forums... I came across the **Evolution RAGE3** 255mm Multipurpose Sliding Mitre Saw. After reading reviews and seeing the demo video on the Evolution website - I made the brilliant decision to buy one!

On first inspection it seemed like any other Compound Sliding Mitre Saw, apart from the RAGE blade is clearly very different. I started **cutting wood first** for my chassis' build table, which was a breeze, but I hadn't expected wood to be a problem.

It then came to the point where I had to **cut 25mm<sup>2</sup> mild Steel box section**. On my first cut I went slowly through the metal, as I wouldn't have thought it would be able to cut any faster. However, after a few more cuts I realised that **the Evolution RAGE3 did a great job of cutting Steel box section**. It does it in-one clean, effortless and almost **spark-free motion!**

I really thought that the RAGE3 was definitely a worthwhile investment. Forums on the Internet are what really initially convinced me to buy this, and I have to agree to what is a pretty unanimous opinion on the Internet, that **the Evolution RAGE3 Sliding Mitre Saw makes the whole process much easier and quicker.**

**“ I WAS REALLY SURPRISED THAT I DIDN'T HAVE TO FINISH THE CUT IN ANY WAY; MY FILES HAVEN'T EVEN COME OUT OF THE TOOL BOX YET! ”**



# MITRE ANGLES, AS THERE ARE SO MANY DIFFICULT ANGLES TO CUT WHEN BUILDING A CHASSIS! THESE ARE ALMOST IMPOSSIBLE TO DO **ACCURATELY**”

BY MIKE HOLMES, KIT CAR BUILDER



“ I BUILT MY BBQ WITH MY

RAGE3,

WHAT AN

AMAZING  
PRODUCT”

“SO FAR MY RAGE3 SAW HAS  
NEVER LET ME DOWN, I'M STILL  
USING THE FIRST BLADE!”



I have recently finished one of my smaller projects but it turned out to be one of **the most fun** - a party sized BBQ. The cooking surface is 60" long by 32" wide.

I made it by cutting a 200 gallon fuel oil tank in half, removing one foot from the middle of the oval shaped tank and welding hinges. Plus everything else it takes to make a big BBQ grill.

I have used it five times since I built it this spring and it works great. I can cook 50 Shish kebabs at once or half a pig! **Every piece of Steel used to build the BBQ was cut by my RAGE3 10" Sliding Mitre Saw** and it worked great.

**I like the precise cuts** that can be made easily, without having to clean up the cuts with my grinder... like I had to with my previous saws!



“ I LIKE THE  
**PRECISE CUTS**  
THAT CAN BE MADE **EASILY,**  
**WITHOUT**  
HAVING TO CLEAN UP  
THE CUTS WITH MY GRINDER... LIKE I HAD TO WITH MY  
**OTHER SAWS”**



BY DAVE BASHISTA, CONSTRUCTION PRO





RAGE 2

When Y  
RAGE 2  
Cut Off  
RA

I SPEND A LOT OF TIME

# REFURBISHING

## METAL RAILINGS



I have had my RAGE2 355mm Multipurpose Cut Off Saw for over 2 years now and we have worked harmoniously together.

I spend a lot of time refurbishing metal railings while also fabricating new industrial railings, meaning I have to cut 20mm x 20mm solid bar and 40mm solid round bar all day, every day.

This proved a breeze with the RAGE2 Multipurpose Blade, the cuts were clean and produced no sparks or burr whatsoever.

I am amazed with the build quality and durability, the RAGE blade is robust and provided me with non-stop cutting performance day-in-day-out.

Thank-you Evolution!

THIS PROVED A BREEZE WITH THE RAGE2  
ALLOWING ME TO

# CUT



20MM X 20MM SOLID BAR &  
40MM SOLID ROUND BAR!

BY IAN MINSHULL, STEEL FABRICATOR

EE

MY RAGE2 IS AMAZING!  
**I HAVE BEEN  
GOBSMACKED  
BY THE EASE**

Q



**Awesome!** I've just bought a RAGE2 355mm Multipurpose Cut Off Saw and a RAGE3 255mm Multipurpose Sliding Mitre Saw ...wish I'd heard of these tools before!

At Rhino Trikes, we build bolt-on trike frames to suit the 'Suzuki Intruder' range of motorbikes. **We need to cut Steel box and tube accurately at a range of different angles.**

We have found Abrasive Disc machines woefully inadequate and have, in the past, resorted to cutting by hand using 5" Angle Grinders.

**I've just cut all the mitre angles for four axles using the RAGE2 and have been gobsmacked by the ease with which it cuts; no fuss, no drama, like a knife through butter!**

My daughter then asked me if I had a saw she could use to make some picture frames for her upcoming art exhibition. "I'll try the RAGE", I thought!

**Slices cleanly and accurately through the timber...** 20 minutes and she had enough perfect 45° angles for ten frames!

**"I CAN'T WAIT TO TRY OUT THE RAGE3,  
WHICH THE POSTIE HAS JUST DROPPED OFF!  
MY BRAND LOYALTY LIES SOLELY WITH EVOLUTION"**



# ACCURACY

WITH WHICH IT CUTS. **NO FUSS,  
NO DRAMA,** LIKE A KNIFE  
THROUGH BUTTER!”



BY SHAWN COLLINS, MOTOR ENGINEER



# I CAN'T THINK OF **ANY** **MANUFACTURER** ON THE MARKET THAT HAS A PRODUCT OF THIS

**I'm a Steel fabricator based in Southport, Merseyside and have been using Cut Off saws for the last 14 years.**

In that time I've probably gone through approximately 18 saws by several different manufacturer's such as Makita, Bosch, Ryobi, Dewalt and a couple of cheaper brand saws. **The Makita, Ryobi and Bosch all-in the last 12 months!** All these saws mentioned are over-rated, over-priced and made to poor standards - some of these companies state the saws are for **industrial use... yeah right!** The last saw I purchased was the latest Bosch, it lasted 3 weeks!

**So I opted for the Evolution RAGE2 355mm Cut Off Saw this time.** I've had it 9 days now and already the results speak for themselves.

There's no harmful dust, it cuts square, it cuts at least 3 times faster and it doesn't struggle through any of the Steels I've been cutting; 12mm x 12mm Square Bar (up to 30mm), 30mm Square Bar, Box Section from 20mm

x 20mm (up to 100mm x 100mm) - this machine eats this stuff for breakfast without breaking into a sweat, **it's got to be one of the best bigger hand tools on the market today** and trust me I've tried most of them.

**I can't think of any manufacturer on the market that has a product of this calibre! Nothing else comes anywhere near this machine... what a fantastic product!**

I know a lot of people in fabricating who are always looking for these types of machines and I'm going to recommend **the RAGE2 instantly to them.**

**I highly commend this machine and look forward to buying more of Evolution power tools in the near future.**



**"IT'S ABOUT TIME THAT SOMEONE CAME ALONG WHO HAD THE EXPERTISE TO PRODUCE SOMETHING OF THIS QUALITY, UNLIKE SOME OF THE OTHER MANUFACTURER'S ON THE MARKET. PLUS IT'S AT A FAIR PRICE!"**



# CALIBRE!

NOTHING ELSE COMES

**ANYWHERE NEAR** THIS MACHINE...

WHAT A

# FANTASTIC

# PRODUCT!

BY TERRY BURGESS, STEEL FABRICATOR

# evOLUTION®

www.evolutionbuild.com

## CIRCULAR SAWS

## CUT OFF SAWS

## MITRE SAWS

GOOD

185mm TCT MULTIPURPOSE (BASIC)

### RAGE-B

Super value for the semi-professional.

- Suitable if you cut: 20% Steel / 80% Wood
- Cuts up to 25mm of 6mm Steel with 1 blade
- 16 Tooth TCT Blade
- Ergonomic handle



185mm TCT MULTIPURPOSE

### RAGE4

Ideal for Electricians and Plumbers.

- Powerful 1250W
- 45mm Cut Depth
- Small and compact
- Quicker and safer than a hack-saw
- 20 Tooth TCT Blade



210mm TCT MULTIPURPOSE COMPOUND (BASIC)

### RAGE3-B

Super value for the semi-professional.

- 1100W
- Max Cut Depths: 50mm x 120mm
- Small and compact for easy transport



BETTER

185mm TCT MULTIPURPOSE

### RAGE

In-line hand and auto-debris collection.

- Suitable if you cut: 80% Steel / 20% Wood
- Cuts up to 50mm of 6mm Steel with 1 blade
- 20 Tooth TCT Blade
- Free Diamond Blade



355mm TCT MULTIPURPOSE

### RAGE2

Out-performs traditional abrasive Cut Off saws.

- Powerful 2000W
- 750 cuts in mild Steel with 1 blade
- 1 x RAGE 355mm blade out performs 20 x Abrasive Discs
- 36 Tooth TCT Blade




210mm TCT MULTIPURPOSE SLIDE

### RAGE3-S

Our top selling Mitre Saw - superb value!

- 1500W
- Max Cut Depths: 60mm x 220mm
- Diamond Blade transforms this Mitre Saw into a Tile Cutter



BEST

230mm TCT MULTIPURPOSE

### RAGE230

Most powerful and biggest cutting depth.

- Powerful 1750W
- 84mm Cut Depth
- Cuts 8mm mild Steel
- 26 Tooth TCT Blade




210mm TCT MULTIPURPOSE WITH 300mm SLIDE

### RAGE3-S300

300mm slide action for longer angled cuts.

- 1500W
- Max Cut Depths: 60mm x 300mm
- Diamond Blade transforms this Mitre Saw into a Tile Cutter



255mm TCT MULTIPURPOSE SLIDE

### RAGE3

More powerful - plus bigger cuts than the RAGE3-S saw range.

- 2000W (Soft Start)
- Max Cut Depths: 75mm x 300mm
- Diamond Blade transforms this Mitre Saw into a Tile Cutter



255mm TCT DOUBLE BEVEL MULTIPURPOSE SLIDE

### RAGE3-DB

Double bevel facility reduces need to re-adjust workpiece.

- 2000W (Soft Start)
- 320mm Slide
- Max Cut Depths: 80mm x 320mm
- Diamond Blade transforms this Mitre Saw into a Tile Cutter




An innovative TCT multipurpose saw range which **cuts Steel, Aluminium, Wood & Plastics**, all with the single RAGE blade!

Circular saws, cut off saws, mitre saws, table saws, twin saws and cordless saws - plus a range of other power tools, **perfect for the construction site.**





**Pioneering  
multipurpose  
cutting technology.**



## TABLE SAWS

255mm TCT MULTIPURPOSE TABLE / MITRE



### RAGE6

A Table and Mitre saw in one - get the best of both worlds!

- 1000W
- Max Cut Height: 40mm (Table Mode)
- Max Cut Depths: 70mm x 150mm (Mitre Mode)



255mm TCT MULTIPURPOSE



### RAGE5

The flagship power tool for the professional.

- 1800W
- Max Cut Depths: 80mm (90°) and 60mm (45°)
- Quick-clamp rip fence
- Height and angle adjustment
- Mitre gauge



## TWIN BLADE SAWS

125mm TCT MULTIPURPOSE



### RAGE TWIN 125

Perfect for plunge cuts in tight areas.

- 850W
- 28mm Cut Depth
- Cuts 6mm Steel
- Double blade system
- Eliminates kick-back
- Lightweight and easy-to-handle



155mm TCT MULTIPURPOSE



### RAGE TWIN 155

Greatly reduces kick-back and is ideal for plunge cuts in kitchen worktops.

- Powerful 1200W
- 40mm Cut Depth
- Cuts 6mm Steel
- Double blade system
- Faster, cleaner & safer than angle grinders



## CORDLESS SAWS

18V Li-Ion MULTIPURPOSE JIGSAW



### RAGE7

Cordless, for convenience.

- Max Cut (Wood): 65mm
- Max Cut (Steel): 10mm
- Tool-less blade change
- 4 orbital positions
- Variable speed
- Laser guide



36V Li-Ion 185mm MULTIPURPOSE CIRCULAR SAW



### OUTRAGE

The ultimate in cordless cutting technology.

- 36V Li-Ion Power
- 55mm Cut Depth
- Cuts up to 50m of 6mm Steel with 1 blade
- Includes charger and carry bag



**RAGE**  
TECHNOLOGY

**BIG MARGINS.  
NEW PRODUCTS.  
FAST SELLING.**







# “ I’VE BEEN FITTING KITCHENS FOR

# 10

I’m a Kitchen Fitter in Northern Ireland and I use my RAGE 185mm Multipurpose Circular Saw daily to cut Timber, Aluminium, Steel and the odd nail or screw when lifting old floorboards.

I’ve found the ultra-thin kerf on the RAGE blade a real bonus in all materials. Less effort is required to get it through some heavy-duty timber. Just the other day I had to cut and size a number of 45mm thick solid Walnut worktops. No problem for my RAGE, it breezed through them like hot knife through butter!

# YEARS

# USING MY RAGE SAW!

IT’S A

# GREAT TOOL & I WOULD

# NOT HESITATE

# TO RECOMMEND IT TO OTHERS”



BY RUSSELL BROOKS, KITCHEN FITTER

“IT TOOK ME LESS THAN

**2 HOURS**

TO CUT ALL MY WOOD -  
THAT'S ALMOST

**2 HUNDRED**

CUTS!”



THE FENCE  
**BEFORE & AFTER**  
THE RENOVATION



I was lucky enough to have been bought a **RAGE 185mm Multipurpose Circular Saw** for my birthday, but it didn't really get much use until the missus decided we needed a new fence! We went to our local garden centre, where we were amazed to find the panels we wanted could not be bought off the shelf. The nearest we could get in store was £80 per panel!

After a discussion, we decided to price-up the wood and I would give it a go with my **new RAGE saw** - I was totally won over by the ease of use, the smooth, accurate cuts and the fantastic splinter-free finish. **I originally estimated it would take two or three weekends to replace all 18 panels, but I did it all-in one!**

I feel the **RAGE Saw outperformed anything else I had ever used** and the accurate cuts it produced meant I could **totally trust the saw** to cut whatever I wanted - exactly to size, millimetre perfect.

**My new saw has already paid for itself many times over** and I now use it to make bird tables and garden furniture for family and friends. I now have a new hobby which I would never have thought of before **I was lucky enough to have a RAGE saw**. It makes cutting wood a dream.

Thank-you for a fantastic product, which I look forward to using for many years to come.

“ I WAS TOTALLY **WON OVER**  
BY THE RAGE MULTIPURPOSE SAW -  
**SMOOTH, ACCURATE**  
& A FANTASTIC SPLINTER-FREE FINISH. ”

BY STEVE JENKIN, JOINER



# WHAT A GREAT PIECE OF KIT! THE RAGE IS AWESOME!

---

**“You can have this old trailer if you want pal, but it needs a bit of work to make it decent again”.**

That sounded like a fair offer if ever I heard one, a free trailer? Surely all it would need is a lick of Hammerite, a coat of varnish and it would be as good as new. Or so I thought, a closer inspection revealed the timber was in fact rotten and almost all the Steel looked like it had spent the last five years at the bottom of the North Sea.

I set about dismantling the trailer which revealed the first piece of good news, a **solid chassis**. This meant I had at least a decent base on which to **build the new Steel framework and timber on**.

**I used the RAGE Circular Saw throughout the job and it was a revelation - a superb piece of kit saving both time and effort, as well as making the finished result much easier to achieve.** The first task was to cut the new pieces of angled Steel ready for welding onto the chassis, thus forming the framework.



I then used it moments later, to cut a **new piece of marine Plywood to size**, forming the new base.

The trailer all of a sudden was starting to look like it would make it out onto the road. With the frame and base in place, **I used the RAGE's timber cutting capability once again**, this time to size the new tongue and groove side panels...

**AS YOU CAN SEE THE FINISHED RESULT IS VERY PLEASING, AND I CAN HONESTLY SAY THE RAGE SAW WAS A VALUABLE TOOL TO HAVE ON THIS JOB!**



WHAT ELSE COULD

# CUT THROUGH STEEL, THEN STRAIGHT-AFTER SLICE A PIECE OF MARINE PLYWOOD WITH 1 BLADE



BY DARREN COOLING, RENOVATOR

**evoSYSTEM®**  
ENGINE WITH VARIOUS OUTPUTS

Registered Design. Patent Pending 1101605.2.



# THE EVO-SYSTEM

IS AMAZINGLY VERSATILE & USER FRIENDLY

# ON SITE,

# GIVING THE LADS ALL THE VERSATILITY

OF A **GENERATOR,**  
**PRESSURE WASHER**  
**& WATER PUMP**  
**ROLLED INTO 1!**

**The EVO-SYSTEM® is revolutionary!**

I have never seen a site power tool with such versatility and ease-of-use. One minute I have my RAGE3 Multipurpose Saw hooked up to the EVO-SYSTEM® Generator and the next I'm using it for pumping dirty water off-site!

It saved my organisation money and is both reliable and durable! The EVO-SYSTEM® is superb value and is rugged, easy-to-use and has endless functionality with all three EVO-SYSTEM® outputs. I can't wait for more outputs to hit the shelves!

**BY MATT ROBINSON, SITE MANAGER**

GENERATOR OUTPUT



PRESSURE WASHER OUTPUT



WATER PUMP OUTPUT





# evoSYSTEM®

Registered Design. Patent Pending 1101605.2.

## ONE ENGINE. MULTIPLE OUTPUTS.



**PRESSURE WASHER**



**GENERATOR**



**WATER PUMP**



### WHAT IS THE evoSYSTEM?

- Incredibly versatile and flexible Outdoor Power System. One engine unit powers a range of compatible outputs. Changing outputs takes seconds - no tools required! Cut your costs and save storage space; **LOCK INTO THE EVO-SYSTEM®**

### BUILD YOUR evoSYSTEM?

- Simply purchase the engine unit and outputs you require. Add more outputs to build a system that suits your needs. Compatible outputs include: **PRESSURE WASHER, GENERATOR & WATER PUMP**

More outputs coming soon!



**QUICK RELEASE COUPLING**



# evOLUTION®

[www.evolutionbuild.com](http://www.evolutionbuild.com)

## SEEING IS BELIEVING!

Download a free QR Code Reader App to your Smart Phone.

Simply Scan QR Code (above).

Watch Evolution's HD Videos via YouTube.



evolutionpowertools.com

## **UNITED KINGDOM**

Venture 1, Longacre Close,  
Holbrook Industrial Estate,  
Sheffield, S20 3FR

## **AMERICA**

8363 Research Drive,  
Davenport, Iowa,  
USA, 52806

## **EUROPE**

61 Avenue Lafontaine,  
33560, Carbon-Blanc,  
Bordeaux, France

## **JAPAN**

3104 1-1-25,  
Tamatsukuri, Chuo-Ku,  
Osaka, 540-0004

## **CHINA**

RM 2007, Block A,  
Eton Place, 69 Dongfang Road,  
Shanghai, 200120