

# CEILING & WALLS GUIDE



Inspiring Great Spaces®

**Armstrong**  
CEILING

# CEILING SELECTOR

## WHY USE AN ARMSTRONG® CEILING VS DRYWALL?

- Accessibility to pipes, ductwork and wiring
- Faster and cleaner installation
- Many reduce noise and resist mold and mildew
- Broad selection of visuals
- Easy to repair and replace damaged or stained panels

## GETTING STARTED

Selecting the right Armstrong® ceiling for your home is a breeze.

Just complete the do-it-yourself checklist designed to make sure you walk out of the store with the best product for your ceiling project.

Just check off the type of ceiling you're looking for, the features you want, and the ceiling style you like best. Match up your checkmarks with the Armstrong products that meet your needs.

## STEP ONE: CHOOSE YOUR CEILING STYLE

Armstrong Ceilings offers many decorative options in tile, plank and panel ceilings, so it's up to you to decide which of our attractive ceiling styles is right for you.

- Patterned
- Smooth
- Textured
- Wood
- Tin/Metal
- Coffered

## STEP TWO: CHOOSE INSTALLATION SYSTEM

- 15/16" Exposed Grid (suspended/drop)
- 9/16" Exposed Grid (suspended/drop)
- Track and Clip System (direct apply/concealed system)

## STEP THREE: SELECT YOUR CEILING TYPE

- **TILES** (direct apply/concealed system)—Attractive 12" x 12", 16" x 16" or 24" x 48" tiles attach directly to your existing ceiling surface, minimizing loss of ceiling height.
- **PLANKS** (direct apply/concealed system)—Versatile Armstrong ceiling planks also fasten directly to your current ceiling. The planks are available in 6" x 48" and 5" x 84" sizes.

- **PANELS** (suspended/drop)—24" x 24", 24" x 48" panels lay in a suspended grid system below your existing ceiling surface (minimum 3" drop). Suspended panels are an ideal way to lower or level your existing ceiling or make it easy to gain access to fixtures above the ceiling and make repairs.

Suspended panels are also the way to go if you are installing recessed lighting, but you'll need a little more room—an additional 6" drop below your current ceiling for recessed lighting.

#### STEP FOUR: SELECT YOUR SPECIAL FEATURES

Armstrong Decorative Ceilings and HomeStyle® Ceilings are carefully designed to meet the do-it-yourself decorative and performance needs of the residential shopper, while our Contractor Ceilings are institutional-style ceilings intended for light commercial use.

While all Armstrong ceilings have some strong characteristics in common, including washability, standard acoustics and fire-resistance, many also have extra features that may be particularly important in your home.

- **MOLD, MILDEW and BACTERIA RESISTANCE**—Ceilings are specially treated to resist the growth of mold, mildew, odor and stain causing bacteria on the painted surface.
- **EXTRA SOUND REDUCTION**—Ceilings further reduce noise within a room (NRC), or traveling from room to room (CAC), by absorbing up to 70 percent of the sounds that strike their surface.
- **SAG-RESISTANCE**—Ceilings are ideal for areas with high humidity, but not where subjected to standing water.
- **LIGHT REFLECTANCE**—Percent of light that strikes the surface which is reflected, thereby diminishing the number of light fixtures required.
- **FIRE PERFORMANCE**—Most all Armstrong ceilings provide a Class A flame spread rating. For applications requiring UL Fire Rated Assemblies, please use our FireGuard™ ceiling and grid items that are specially formulated to provide enhanced resistance against structural failure.

#### STEP FIVE: SELECT A COLOR OF FINISH IF APPLICABLE



1280BXA EASY ELEGANCE™ DEEP COFFER WHITE

# CustomCreations™

DECORATIVE CEILINGS

## EASY ELEGANCE™ COFFERED CEILING PANELS



1280BXA EASY ELEGANCE  
DEEP COFFER WHITE



1280BXA EASY ELEGANCE  
DEEP COFFER BLACK



1282BXA EASY ELEGANCE  
SHALLOW COFFER WHITE



1282BLXA EASY ELEGANCE  
SHALLOW COFFER BLACK



SIDE VIEW



SIDE VIEW

### FEATURES

- Sophisticated coffer look at a fraction of the cost of custom work
- Humidity resistance
- Drywall perimeter border recommended for a high-end finished look
- Class A, for residential use only
- Available in Deep (2.5-in) or Shallow (0.7-in)
- Easy installation system provides access to pipes, ducts and wiring

### INSTALLATION

- Installs with Prelude® 15/16" grid system

### WARRANTY

- Lifetime limited manufacturer warranty



Tegular  
Edge



15/16"  
GRID ONLY

15/16"  
Grid Only



Installs  
In Grid



Lifetime

Limited  
Manufacturer  
Warranty



1310, 1311, 1312 STYLESTIX™ WITH SAHARA™ 273

## STYLESTIX™ SUSPENDED CEILING GRID MOLDINGS



1310 STYLESTIX  
6' GRID COVER  
1312 STYLESTIX  
2' GRID COVER



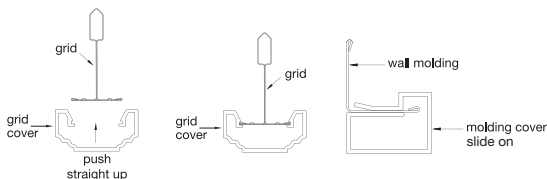
1311 STYLESTIX  
6' WALL MOLDING  
COVER

### FEATURES

- Stylishly detailed moldings that cover industrial looking and aged ceiling grid
- Paintable to match any décor
- Mold, mildew and bacteria resistance
- Easy snap-on installation creates a coffered look at a fraction of the cost of custom work
- A complete ceiling makeover requires all three components

### INSTALLATION

- Installs on Prelude® 15/16" grid system



### WARRANTY

- Lifetime limited manufacturer warranty



15/16"  
GRID ONLY

15/16"  
Grid Only



Installs  
In Grid



Limited  
Manufacturer  
Warranty



1148 WoodHaven™ PAINTED WHITE

# WoodHaven™

## CEILING PLANKS

Add the warmth and beauty of natural-looking wood to your home by using WoodHaven™ ceiling planks. Let it make a one-of-a-kind statement that is as unique as your lifestyle and individual taste. WoodHaven ceiling planks—made of MDF (medium density fiberboard)—are easy to handle and can be installed directly over your existing ceiling in just a weekend.

### FEATURES

- Prefinished, natural wood-grain look (except 1148 and 1149)
- Humidity resistance
- Great for covering damaged drywall and plaster, or popcorn ceilings
- 1148 and 1149 can be used for wainscoting and are paintable
- Update your ceiling without losing ceiling height

### INSTALL IN THREE DIFFERENT WAYS

1. Our beautiful prefinished laminate planks install in a breeze. With specially designed installation clips and screws that are included right in the plank package, they install directly to exposed joists. Must use 1.5" drywall screws\* when installing WoodHaven planks to drywall.
2. Transform an existing 15/16" suspended (drop) ceiling using Easy Up® clips.  
Note: existing grid must be 15/16"
3. Use Easy Up system for faster, more flexible installation or to run planks parallel or diagonal to joists.

\*Drywall screws not included

### WARRANTY

- 10-year limited manufacturer warranty



Beveled  
Tongue &  
Groove Edge



Installs Direct  
To Ceiling



Limited  
Manufacturer  
Warranty



Recycled  
Content  
95%



1149 WoodHaven™ BEADBOARD

### WoodHaven™ PLANKS ON WALLS

Consider the expanded range of decorating options with WoodHaven™ planks as wainscoting and backsplash. Enhance the aesthetic appeal of virtually any wall—including bathroom and kitchen applications—with two design selections, Painted White and Beadboard. WoodHaven planks make creating a total room design solution easy and affordable.

### INSTALLATION OPTIONS

1. Install vertically on a wall using construction adhesive. Follow the adhesive manufacturer's recommendations for surface preparation and application rate. Use painter's tape if necessary to hold planks in place until the adhesive sets up.
2. Install horizontally on a wall using clips included in the WoodHaven plank carton.

1149 WoodHaven BEADBOARD





1140 WoodHaven™ CLASSIC WHITE

## 5-in x 84-in PLANKS – WoodHaven™ FINISHES



1140 CLASSIC WHITE



1148 PAINTED WHITE



1149 BEADBOARD



1260 KNOTTY PINE



1261 NATURAL MAPLE



1262 CLASSIC MAPLE



1263 NEW APPLE



1264 RUSTIC PINE



1265 WHITE WASH



1267 LIGHT ASH



1268 NATURAL CHERRY



1270 BAMBOO



1273 WEATHERED





5424504NLS Metallaire™ BEAD

# Metallaire™

DECORATIVE CEILINGS

Whether building or renovating an existing space, a Metallaire™ ceiling will be the final detail that makes your room uniquely memorable. Make a bold and contemporary design statement. Or create a quiet ambiance with subtle and sophisticated patterns.

## FINISHES



WH-WHITE



AM-CHROME



LS-LACQUERED  
STEEL



AR-BRASS



CP-COPPER

## FEATURES

- Beautiful 19th Century historical patterns
- Coated to protect from rust
- Available in 5 finishes, 12 patterns, and in a 24" x 24" suspended panel and a 24" x 48" direct apply panel
- Sag, mold, mildew and bacteria resistance
- Ideal for wall applications—backsplash panels available in stainless steel
- Everything you need is available; coordinating grid kits, cornices, cone head nails and filler panels

## INSTALLATION

- For 24-in x 24-in suspended installation, use coordinating Metallaire™ 15/16" grid kits\*
- Apply 24" x 48" panels directly to your ceiling using cone head nails\* in a coordinating finish

*\*sold separately*

## WARRANTY

- Lifetime limited manufacturer warranty



Installs Direct  
To Ceiling



Installs  
In Grid



Lifetime  
Limited  
Manufacturer  
Warranty



Recycled  
Content  
54%


## STYLES




**SMALL PANELS**  
24" X 48" NAIL-UP  
5424204N  
24" X 24" LAY-IN  
5422204L



**FANS**  
24" X 48" NAIL-UP  
5424207N  
24" X 24" LAY-IN  
5422207L



**SMALL FLORAL CIRCLE**  
24" X 48" NAIL-UP  
5424209N  
24" X 24" LAY-IN  
5422209L



**VINE**  
24" X 48" NAIL-UP  
5424210N  
24" X 24" LAY-IN  
5422210L



**MEDALLION**  
24" X 48" NAIL-UP  
5424234N  
24" X 24" LAY-IN  
5422234L



**HAMMERED TREFOIL**  
24" X 48" NAIL-UP  
5424321N  
24" X 24" LAY-IN  
5422321L



**HAMMERED BORDER**  
24" X 48" NAIL-UP  
5424509N  
24" X 24" LAY-IN  
5422509L



**LARGE PANEL**  
24" X 48" NAIL-UP  
5424505N  
24" X 24" LAY-IN  
5422505L



**LARGE FLORAL CIRCLE**  
24" X 48" NAIL-UP  
5424309N  
24" X 24" LAY-IN  
5422309L



**MEDIUM PANELS**  
24" X 48" NAIL-UP  
5424320N  
24" X 24" LAY-IN  
5422320L



**WREATH**  
24" X 48" NAIL-UP  
5424503N  
24" X 24" LAY-IN  
5422503L



**BEAD**  
24" X 48" NAIL-UP  
5424504N  
24" X 24" LAY-IN  
5422504L



5424204NWH Metallaire™ SMALL PANELS (WHITE)

# Metallaire™

DECORATIVE CEILINGS  
WALLS & BACKSPLASHES

## WALLS & BACKSPLASHES

Metallaire™ ceiling tiles are not only beautiful in detail and form, but functional as well when used as a backsplash or on an entire wall. 18 1/2" x 48 1/2" backsplash panels are available in 5 styles. Stainless steel is the best finish for a backsplash. However, standard 24" x 48" panels can also be used in chrome, copper, brass, lacquered steel and white. The lacquered steel panels can be painted and customized to your décor. Simply install with adhesive and finish with a wood trim of your choice.


## STAINLESS STEEL BACKSPLASH STYLES



SMALL PANELS  
5400204BNA




FANS  
5400207BNA



SMALL FLORAL CIRCLE  
5400209BNA



MEDALLION  
5400234BNA



VINE  
5400210BNA



5424207NCP Metallaire™ FANS (COPPER)

# Metallaire™

DECORATIVE CEILINGS

## WALL & BACKSPLASH FEATURES

- Beautiful 19th Century historical patterns
- Coated to protect from rust
- Mold, mildew and bacteria resistance
- Available in 5 stainless steel styles
- Pre-cut to fit most standard kitchens
- Also ideal for other accent walls

## INSTALLATION

- Use adhesive to attach the panels to the wall. Use just enough cone head nails to secure the panels to the wall while adhesive sets up. (Do not remove nails.)

## WARRANTY

- Lifetime limited manufacturer warranty

Lifetime

Limited  
Manufacturer  
Warranty



Recycled  
Content

FILLER PANEL AND CORNICE APPLICATION



5424509NWH Metallaire™ HAMMERED BORDER

# Metallaire™

DECORATIVE CEILINGS

## ACCESSORIES (SOLD SEPARATELY)

### CONE HEAD NAILS 5400N—add color suffix letters



Cone head nails are available in coordinating finishes to install a 24" x 48" direct nail up ceiling system. Available in Chrome/Lacquered Steel (AM); Brass (AR); Copper (CP); White (WH). Each carton of nails installs 200 square feet of ceiling panels.

### FILLER PANELS

5422235L (24" x 24" suspended)

5424235N (24" x 48" nail-up)

Add color suffix letters to product numbers



Filler panels are used around the edge of the room when less than full panels are needed. Filler panels are available in matching finishes. Available in Chrome/Lacquered Steel (AM); Brass (AR); Copper (CP); White (WH).

### GRID KITS

5400G—add color suffix letters



Grid kits are available for 24" x 24" suspended installation. Colors available to coordinate with all Metallaire™ finishes. Available in Chrome/Lacquered Steel (AM); Brass (AR); Copper (CP); White (WH). Grid kits install 64 square feet of ceiling panels per carton.

## ACCESSORIES *Continued*



### Metallaire™ HOLD DOWN CLIPS 5400HDC

Each carton contains enough clips to hold down 200 square feet of Metallaire suspended ceiling panels.

## CORNICES

A cornice is the finishing detail that can complement and accentuate the exquisite detail of your Metallaire ceiling. Cornices are available in all 5 finishes, 6 patterns and are 48-in in length. Add the color suffix found on page 8 to the item number below.



GIRDER NOSING 5400800M

1-1/2-in HEIGHT



SMALL EGG & DART 5400810M

1-7/8-in HEIGHT



LARGE EGG & DART 5400802M

3-in HEIGHT



TORCH 5400705M

4-1/2-in HEIGHT



FLORAL 5400707M

6-1/8-in HEIGHT



TREFOIL 5400807M

9-in HEIGHT



1240 TINTILE (FIELD PAINTED)

# TinLook™

PAINTABLE CEILINGS

TinLook™ 12" x 12" decorative ceiling tiles can bring a vintage tin ceiling look or a contemporary feel to any space. Available in white, these tiles can be painted to create the ceiling you desire.

## 12" x 12" STYLES



46 WELLINGTON™



1240 TINTILE™



1244 CIRCLES

## FEATURES

- Vintage tin ceiling look at an affordable price
- Paintable to match any décor
- Great for covering damaged drywall and plaster, or popcorn ceilings

## INSTALLATION

- Easy to install directly to your ceiling with Easy Up® installation system or adhesive

## WARRANTY

- Use Easy Up system for a 30-year limited warranty (ceiling tile alone is a 10-year warranty)



Square  
Tongue &  
Groove Edge



Installation  
System



Installs Direct  
To Ceiling



Limited  
Manufacturer  
Warranty



Recycled  
Content  
40%



480 COUNTRY CLASSIC™ PLANK

# HomeStyle®

CEILINGS

For a minimal investment in dollars and time, you can totally transform any space with an Armstrong® direct apply ceiling without giving up ceiling height. Don't settle for a boring white ceiling! In just one weekend, our DIY-friendly ceiling tiles and planks can bring life to the "fifth wall" of any room. Apply directly to the ceiling with Easy Up® installation system or adhesive.

480 COUNTRY CLASSIC™ PLANK







480 COUNTRY CLASSIC™ PLANK

# HomeStyle®

CEILINGS

## HomeStyle® DIRECT APPLY CEILING PLANK

The visual of our 6" x 48" HomeStyle® Country Classic™ Plank provides a country rustic look as a cost-effective alternative to real wood planks. These easy-to-install planks come in white, or you can paint or stain them for the style you're looking for.

### 6" x 48" PLANK



480 COUNTRY CLASSIC™ PLANK

## FEATURES

- Real wood grain appearance at an affordable price
- Paintable or stainable to match any décor
- Great for covering damaged drywall and plaster, or popcorn ceilings

## INSTALLATION

- Easy to install directly to your ceiling with Easy Up® installation system or adhesive

## WARRANTY

- Use Easy Up system for a 30-year limited warranty (ceiling plank alone is a 10-year warranty)



Beveled  
Tongue &  
Groove Edge



Installation  
System



Installs Direct  
To Ceiling



Limited  
Manufacturer  
Warranty



Recycled  
Content  
22%



1134 IMPRESSION™

## HomeStyle® DIRECT APPLY CEILING TILES

Adding ceiling tiles to any room can completely refresh the décor. Our ceiling tiles are fast and easy to install. They provide a great cover up for damaged drywall and plaster or popcorn ceilings. Apply directly to the ceiling with Easy Up® installation system or adhesive.

### 12" x 12" STYLES



231 WASHABLE WHITE



250 PINEHURST™



258 GRENOBLE™

### 16" x 16" STYLE



1693 SAHARA™



258 GRENOBLE™

## FEATURES

- Paintable to match any decór
- 16" x 16" tiles install faster than 12" x 12" tiles, with fewer seams
- Great for covering damaged drywall and plaster or popcorn ceilings

## INSTALLATION

- Easy to install directly to your ceiling with Easy Up® installation system or adhesive

## WARRANTY

- Use Easy Up system for a 30-year limited warranty (ceiling tile alone is a 10-year warranty)



Square  
Tongue &  
Groove Edge



Installation  
System



Installs Direct  
To Ceiling



Limited  
Manufacturer  
Warranty



Recycled  
Content  
33%

1693 SAHARA™





271 (1774) SAHARA™

# HomeStyle®

CEILINGS

## HomeStyle® HIGH PERFORMANCE CEILING PANELS

HomeStyle® High Performance ceiling panels are perfect for the home. These panels are fast and easy to install, plus have the added benefit of mold, mildew and bacteria resistance, making them an ideal choice for your basement. These acoustic panels absorb sound and reduce the echo effect.

### 24" x 24" STYLES



241 (303) SUPERTUFF™  
REGULAR EDGE



269 (1752) SAND  
PEBBLE™  
REGULAR EDGE



271 (1774) SAHARA™  
276 (1775) SAHARA  
REGULAR EDGE



273 (1772) SAHARA™  
SQUARE EDGE



928 (1728) FINE  
FISSURED™  
SQUARE EDGE



932 (1732) FINE  
FISSURED™  
REGULAR EDGE



1231 BRIGHTEX  
WITH AIRGUARD  
REGULAR EDGE



1728BL FINE  
FISSURED™ BLACK  
SQUARE EDGE



1728BL FINE FISSURED™ BLACK

## HIGH PERFORMANCE PANEL FEATURES

- Variety of decorative styles to match any décor
- Ideal for basements and home theaters
- Mold, mildew and bacteria resistance
- Sag resistance
- Non-directional patterns install faster and reduce scrap
- Easy installation system provides access to pipes, ducts and wiring
- 241 is impact resistant; ideal for rec rooms
- Acoustical; all absorb >50% of noise
- 1231 AirGuard coating removes 50% of formaldehyde in the air for 10 years for improved air quality

## INSTALLATION

- Installs with Prelude® 15/16" grid system

## WARRANTY

- 30-year system warranty when installed with Prelude grid system (ceiling panel alone is a 10-year warranty)



15/16"  
GRID ONLY

15/16"  
Grid Only



Installs  
In Grid

Installs  
In Grid



10/30  
Year

Limited  
Manufacturer  
Warranty



Recycled  
Content

41%



266 BRIGHTON™

# HomeStyle®

CEILINGS

## 24" x 24" DECORATIVE STYLES



266 BRIGHTON™  
TEGULAR EDGE



1201 RAISED PANEL™  
FLUSH TEGULAR EDGE



1202 SCALLOPED  
FLUSH TEGULAR EDGE



1203 FLUTED  
FLUSH TEGULAR EDGE




1205, 1210 SINGLE  
RAISED PANEL  
FLUSH TEGULAR EDGE



1206 TANGO  
TEGULAR EDGE



1270 CASCADE™  
STEPPED EDGE



8008 TINCRAFT™  
CIRCLES  
FLUSH TEGULAR EDGE



8009 TINCRAFT™  
SQUARES  
FLUSH TEGULAR EDGE



1201 RAISED PANEL

## FEATURES

- Variety of decorative styles to enhance any décor
- Grid blending design masks the industrial look of metal grid (except 266, 292 and 1206)
- Non-directional patterns install faster and reduce scrap
- Easy installation system provides access to pipes, ducts and wiring
- Installs on 9/16" Suprafine grid to create monolithic visual similar to drywall, yet maintaining accessibility (8009, 1210)

## INSTALLATION

- Installs with Prelude® 15/16" grid system
- Installs with Suprafine® 9/16" grid system

## WARRANTY

- 266, 1270, 8008 and 8009 have a one-year limited manufacturer's warranty; 1201, 1202, 1203, 1205, 1206, and 1210 have a 10-year limited manufacturer's warranty





280 PLAIN WHITE


# HomeStyle®

CEILINGS

## 24" x 48" STYLES



280 PLAIN WHITE



297 GRENOBLE™



922 (1729) FINE  
FISSURED™





922 (1729) FINE FISSURED™

## FEATURES

- Non-directional patterns install faster and reduce scrap
- 922 is economical and high performance (sag, mold, mildew and bacteria resistance)

## INSTALLATION

- Installs with Prelude® 15/16" grid system

## WARRANTY

- 922 has a 10-year warranty; 280 and 297 have a 1-year warranty



Square Edge



15/16"  
Grid Only



Installs  
In Grid



1  
Year  
Limited  
Manufacturer  
Warranty



10  
Year  
Limited  
Manufacturer  
Warranty



Recycled  
Content



954 (584) CLASSIC FINE TEXTURED

# ContractorSeries™

CEILINGS

## HIGH PERFORMANCE CEILINGS PANELS


The affordable ContractorSeries™ ceiling panels offer the performance you need to add more value to your standard and custom projects with less effort. These panels are ideal for commercial applications such as offices, schools and healthcare facilities. No nailing or finishing required. Make a ContractorSeries ceiling part of your next project.

### 24" x 24" PANEL



954 (584) CLASSIC FINE  
TEXTURED  
TEGULAR EDGE


### 24" x 48" PANELS



403 ESPRIT® FIBERGLASS  
SQUARE EDGE



410 SONOFLEX RANDOM  
FISSURED™ FIBERGLASS  
SQUARE EDGE



416 SONOFLEX ETCHED  
FIBERGLASS  
SQUARE EDGE



## 420 RANDOM FISSURED FIBERGLASS

### FEATURES

- Great for new, replacement and matching commercial applications
- Acoustical; reduce noise >50% (954 up to 70%)
- Sag, mold, mildew and bacteria resistance
- Ideal for basements
- Non-directional patterns install faster and reduce scrap (954)
- Fiberglass panel option offers a lightweight, easy to handle and install alternative to traditional ceiling options
- Easy installation system provides access to pipes, ducts and wiring

### INSTALLATION

- Installs with Prelude® 15/16" grid system

### WARRANTY

- 30-year system warranty when installed with Prelude installation system (ceiling panel alone is a 10-year warranty)



15/16"  
Grid Only



Installs  
In Grid



Limited  
Manufacturer  
Warranty



Recycled  
Content



942 (755) TEXTURED

# ContractorSeries™

CEILINGS

## 24" x 24" CEILING PANELS



934 (704) RANDOM  
TEXTURED  
TEGULAR EDGE



949 (756) TEXTURED  
SQUARE EDGE



973 (673)  
LUMAWASH™  
SQUARE EDGE

935 (770) RANDOM  
TEXTURED  
SQUARE EDGE

## 24" x 48" CEILING PANELS



915 (895) TEXTURED  
FIRE GUARD™  
SQUARE EDGE




933 (769) RANDOM  
TEXTURED  
SQUARE EDGE

942 (755) TEXTURED  
SQUARE EDGE



915 (895) TEXTURED FIRE GUARD™

## 24" x 48" CEILING PANELS



972 (672) LUMAWASH™  
SQUARE EDGE



9767 (2767) SCORED  
TEGULAR EDGE

## FEATURES

- Great for new, replacement and matching ceilings
- Acoustical; reduce noise 55%
- Non-directional patterns install faster and reduce scrap (933, 934, 935)
- 915 must be installed in a Fire Guard™ grid to achieve fire resistant UL ratings
- Easy installation system provides access to pipes, ducts and wiring

## INSTALLATION

- Installs with Prelude® 15/16" grid system

## WARRANTY

- 1-year limited manufacturer warranty



15/16"  
Grid Only



Installs  
In Grid



Limited  
Manufacturer  
Warranty



Limited  
Manufacturer  
Warranty



Recycled  
Content

## INSTALLING DIRECT APPLY CEILING TILES AND PLANKS

Armstrong® ceiling tiles and planks can be installed directly to an existing ceiling to save valuable inches of ceiling height. There are several installation methods available:

### EASY UP® TRACKS AND CLIPS

Armstrong ceiling tiles can be installed with a simple track and clip system applied to joists or an existing ceiling.

#### Item #

1190 – Easy Up Tracks (160 LF per carton)

1190SC – Easy Up Clips (135 clips per carton; 1 carton covers about 120 sf)

### ADHESIVE

Armstrong ceiling tiles can be cemented directly to an existing drywall/gypsum ceiling that is level and free of dirt, dust and debris. Follow adhesive manufacturers guidelines.

1273 WoodHaven™ WEATHERED



## INSTALLING WoodHaven™ PLANKS THREE INSTALLATION OPTIONS

1. Our beautiful prefinished laminate planks install in a breeze. With specially designed installation clips and screws that are included right in the plank package, they install directly to exposed joists. Must use 1.5" drywall screws\* when installing WoodHaven planks to drywall.

*\*Drywall screws not included*

2. Transform an existing 15/16" suspended (drop) ceiling using Easy Up® clips.

Note: existing grid must be 15/16".

3. Use Easy Up system for faster, more flexible installation or to run planks parallel or diagonal to joists.

## SUSPENDED CEILING INSTALLATION SYSTEMS

Prelude Item #	Product Name	Color
7301WH	12' Heavy Duty Main Beam	White
7301BL	12' Heavy Duty Main Beam	Black
7400RWH	12' Intermediate Duty Main Beam	White
ML7343WH	4' Hook Cross Tee	White
ML7343BL	4' Hook Cross Tee	Black
ML7323WH	2' Hook Cross Tee	White
ML7323BL	2' Hook Cross Tee	Black
XL7342BL	4' Stab Cross Tee	Black
XL7348RWH	4' Stab Cross Tee	White
XL7328RWH	2' Stab Cross Tee	White
XL7328BL	2' Stab Cross Tee	Black
7800RWH	12' Wall Molding	White
7800BL	12' Wall Molding	Black

## SUSPENDED CEILING INSTALLATION SYSTEMS

*Continued*

Prelude Fire Guard Item #	Product Name	Color
8300XRWH	12' Intermediate Duty Main Beam	White
8300XBL	12' Intermediate Duty Main Beam	Black
XL8340RWH	4' Stab Cross Tee	White
XL8340BL	4' Stab Cross Tee	Black
XL8323RWH	2' Stab Cross Tee	White
XL8323BL	2' Stab Cross Tee	Black

Accessories Item #	Accessories Name
7891	12 Gauge Hanger Wire
UHDCA	Universal Hold Down Clip
UTCAH	Up Tight Clip (to attach to wood joist)
BERC2	Beam End Retaining Clip

Kit Item #	Kit Name	Color
6357WH	24" x 24" Suspended Ceiling Installation Kit	White
6357BL	24" x 24" Suspended Ceiling Installation Kit	Black
6355WH	24" x 48" Suspended Ceiling Installation Kit	White

Kits Include: 72" Main Beams, 48" Cross Tees, 24" Cross Tees, 72" Hanger Wires, 72" Wall Moldings, Hanger Wire Fasteners, Wall Molding Fasteners. Everything you need to install 64 square feet of ceiling panels.



## ESTIMATING HOW MANY CARTONS YOU'LL NEED

With Armstrong® Ceilings estimating how much ceiling product you need is also a snap.

1. Measure the length and width of your room.  
Round up to the next whole number of feet.
2. Multiply the length of the room in feet by the width of the room in feet and divide by the number of square feet of ceiling in each carton.
3. Round your answer to the next whole number to determine how many cartons you'll need.

Please visit [www.armstrong.com/ceilings/material estimator](http://www.armstrong.com/ceilings/material estimator) to access our online material estimator.

## TOOLS YOU MAY NEED

### SUSPENDED (DROP) CEILING PANELS

String  
Dust mask  
Chalk line  
Drill  
Safety glasses  
Utility knife  
Pencil  
Hammer  
Snips  
Pliers  
Tape measure  
Hack saw  
4-ft level (laser level  
saves time)  
Gloves  
Straight edge

### DIRECT APPLY TILES AND PLANKS

String  
Dust mask  
Chalk line  
Drill  
Safety glasses  
Utility knife  
Pencil  
Hammer  
Snips  
Pliers  
Tape measure  
Stud finder  
Hack saw  
4-ft level (laser level  
saves time)  
Gloves  
Straight edge  
Drywall screws

## ANSWERS TO FREQUENTLY ASKED QUESTIONS

### **What are Armstrong® ceilings made of?**

Armstrong® mineral board ceilings are made of inert mineral components, binders and inert filler materials, with up to 55% recycled content. Armstrong ceilings also offers high-performance engineered resin and durable laminate plank ceilings, and rigid PVC panels and metal ceilings.

### **What about insulation value between floors?**

Most ceilings are installed between floors that are maintained at the same temperature—making insulation unnecessary. Basement recreation rooms are at least partly heated by heat flow through the ceiling from the heated space above. In that case, attempting to insulate the basement ceiling surface could actually reduce heat flow.

### **Can I put insulation on the back of Armstrong ceilings?**

Only Armstrong suspended ceiling panels (24" x 48") that are at least 5/8" thick can be backloaded with additional insulation. Rolled insulation must be used and installed perpendicular to the cross tees so that the weight of the insulation rests on the suspended grid system, and there is an air space between the insulation and the panel.

NOTE: Insulation must never be placed behind fire-rated ceilings, unless designated in a UL design assembly. Backloading fiberglass panels is not recommended.

### **Can Armstrong ceilings be painted?**

All Armstrong ceiling tiles and panels (except fiberglass) can be painted with latex paints. The front and back of 24" x 24" and 24" x 48" panels should be painted.

Note: Armstrong Ceilings cannot guarantee that the published surface-burning characteristics, fire-resistance ratings, acoustical performance, dimensional stability/sag, or light reflectance will remain the same after repainting. Field painting will void the warranty.

### **Will painting acoustical ceilings affect acoustic efficiency?**

Armstrong acoustical ceilings can be painted with a slight loss of acoustical efficiency using nonbridging paint which does not cover the holes.

### **Can ceiling tile be used in the bathroom?**

Yes, if the bathroom is vented to the outside with a fan. Armstrong ceilings with extra sag/mold/mildew resistance for use in areas of high humidity are recommended.

### **Should ceiling materials adjust to room temperature before installation?**

Yes. Unpack ceiling materials 24 hours before installation to adjust to normal room conditions. Do not install during excessively humid conditions. See specific product instructions for best results.

### **Can the ceiling be installed over embedded radiant-heat coil ceilings?**

No. An appreciable loss of heating efficiency will result and the ceiling will not remain stable.

### **Can a hanging or swag lamp be used with an Armstrong ceiling?**

Yes, if supported independently by an existing structural member.

### **Can a new ceiling be cemented directly over old ceiling tiles?**

It's best to remove old tiles first. In many cases, the old ceiling may have deteriorated and an adequate hold cannot be obtained.

### **What is the minimum overhead distance required for a new suspended ceiling?**

Armstrong suspended ceilings require a minimum of 3" (6" if installing recessed lighting) of overhead clearance.

### **Can existing light fixtures be used with a new ceiling?**

Yes. Armstrong ceilings are adaptable to standard lighting fixtures.

### **Will the mineral ceiling sag over time?**

No. When sag resistant ceilings are properly installed under the right conditions (no excessive humidity, etc.), they remain level and flat. We recommend using sag/mold/mildew resistant panels or fiberglass panels in areas of high or seasonal humidity; they are not recommended for spaces exposed to continuous moisture, such as shower rooms and swimming pool areas.

### **Do Armstrong ceilings protect against the spread of fire?**

All Armstrong panels, tiles and planks are fire-retardant and meet Class A flame-spread ratings, with the exception of WoodHaven™ planks, which meet class C flame-spread ratings. All products meet residential building codes.

### **Have questions that we didn't answer?**

Contact: [armstrongceilings.com](http://armstrongceilings.com) or  
Techline 1-877-276-7876



As one of the world's largest providers of designer ceilings, Armstrong® Ceilings has a vested interest in protecting the environment and using resources wisely. That's why all our ceilings contain recycled post-consumer waste and post-industrial products, ranging from 22% to 95%.



Printed on FSC certified paper.

Contact Armstrong Ceilings:

- 1-877-276-7876
- Email Techline: [techline@armstrong.com](mailto:techline@armstrong.com)
- Website: [armstrongceilings.com](http://armstrongceilings.com)



NOTE: Due to printing limitations, colors pictured cannot be guaranteed to match actual ceiling material.

©2016 AWI Licensing Company. All trademarks are owned by AWI Licensing Company.

Printed in the United States of America

Inspiring Great Spaces®

**Armstrong®**  
CEILING