



Celebrate!

Liturgy of the Word for Children


in a FLASH!

(a ready-to-go resource!)

11 weeks of complete liturgy plans




**22nd Sunday Ordinary Time through Feast
of Christ the King
Cycle B #4 2018**



**Specially designed for
busy volunteers!**

Pick up and GO!!!

**Very little preparation
required!**



Kay Vanatta



About this book:

What it is:

This book is designed to be easy to use and simple to understand. It outlines a program that I have successfully implemented in my parish and I believe that you can easily implement in yours.

There are simple, complete lesson plans for each Sunday and patterns for symbols chosen to represent each Sunday. This program is designed for a multi-level age group and is generally very informal. There are few ideas and only one symbol for each liturgy. Parent letters are included to encourage and empower parents to fulfill their role as primary catechists of their children.

Ideas are presented using different learning techniques in an effort to reach as many children as possible and still remain enjoyable.

Much of the learning is done through discussion so that ideas can be made more difficult or simplified to suit the ages of the children present.

The primary goal of this book is to provide a ready-to-use resource that helps volunteers overcome the obstacles of time and lack of confidence so that they are empowered to share God's Word with children.

What it is not:

This book is NOT by any means a resource full of many different ideas for presenting Liturgy of the Word to children. There are several other good resources available (listed in the Bibliography) that can be used to design meaningful and active worship experiences.

About the author:

Kay Vanatta is a veteran mother, volunteer and Catholic catechist for several age levels. She has spent years searching for easy to use resources to save time and energy for volunteer catechists. One of her passions is to help others learn by doing—in this case making the Word accessible to others.

She is a Master Catechist certified by the Diocese of Richmond, Virginia and has served as both Coordinator of Religious Education and volunteer catechist

Copyright May 2003 Kay Vanatta revised 2018

Purchase of this manual entitles the purchaser to make copies to use in a specific liturgical setting. Copying this manual whole or in part for another parish or user is prohibited. Thank you for protecting my work!

What do I need to begin Children's Liturgy in my parish?

1. Support from the pastor
It is critical that the pastor understand that participating in Children's Liturgy is in fact participating at Mass.
2. Someone to coordinate the program
If you have this manual, much of your work is already done! To utilize this program as it is presented here, you will need someone:
 - initially to create the space, educate the parish and prepare the banner
 - seasonally to change the decorations
 - weekly to coordinate the copying, cutting out and scheduling presenters.
3. Children from age 4 through grade 5
4. A gathering space that is close to the main liturgy (and to a bathroom).
It is necessary to be able to return to Mass at the appropriate time:
 - Choose a space where you can see the liturgical activity
 - Have a volunteer (maybe an usher or teen) give you a 5 minute advance reminder of when to return to the main church.

Ideally, the space would have some wall space for hanging posters and a storage space of some kind for supplies.

Decorate and furnish the space to reflect the liturgical activity that will take place there. This can be done very simply and inexpensively – a candle, a place to proclaim the Word, a stand for the candle, seasonal decorations and/or banners. Most decorative items can be made by the children at another activity time.
5. the Children's Lectionary
6. a generous supply of felt, construction paper, glue sticks, poster board and hook/loop fasteners.

Where Does Children's Liturgy Fit in the Mass?

As presented here, the children are gathered before the first reading. Before the lector comes forward for the first reading, the children are invited to come forward to the altar:

We'd like to invite all the children from age 4 through grade 5 to come forward with their catechists to participate in Children's Liturgy of the Word

After the children come forward, they are invited to extend their right arm over the congregation and offer a blessing:

God be with you as you stay

And the congregation is invited to extend their hand over the children:

God be with you as you go.

At this point the Children's Lectionary is given to one of the older children and they then lead the others in procession to the gathering space.

The Children's Liturgy of the Word lasts as long as the adults' does. The children return as the Offertory song begins, bringing their offering to the altar and returning to their parents.

How Does This Program Work?

The children leave the main center of worship with the blessing as described above. They enter their worship space and find seats (or carpet squares on the floor). The facilitator introduces him- or herself and welcomes the children.

1. **Create a communal poster.** The children put their names on a poster cut-out that is handed out to them. (prepared in advance: small symbol cut-outs and a piece of poster board with the Responsorial Psalm on it)

2. **Review.** Using the liturgy plan, the facilitator reviews the prior week symbol and central idea.

3. **Introduce new symbol.** Show new banner symbol and ask leading questions. (prepared in advance: banner symbol)

4. **Light candle** to prepare for readings.

5. **Ask questions, read, reflect.** Use the liturgy plans to ask questions and lead the children to reflect on the day's readings.

6. **Color Offertory symbols.** The symbols that the children color and present at the Offertory reflect the central message of the day. Often the older children are asked to write something on their symbols as well.

7. **Prepare to re-enter the church.** Logistically, this is the time to line them up, straighten up the worship space and hand out stickers, letters and take-home activities.

Instructions:

To make the banner:

Choose a durable fabric like felt or burlap that is approximately one yard long (36 inches) and 2 feet wide (24 inches). If desired, cut out felt letters that designate the area as belonging to the children (like Children's Chapel) and attach them permanently with fabric glue. For each season, cut out the appropriate letters (like LENT or ORDINARY TIME) and stick on the banner with hook/loop fasteners.

To make the symbols:

Copy the pattern. Cut the individual parts out of construction paper. The colors given are only suggestions. Use whatever colors you like (or use up whatever colored papers you have available!) Outline the whole symbol onto a stiffer paper or cardboard and cut this out. Glue the construction paper symbol onto the cardboard to make it sturdy. If desired, cover with clear laminating paper. To attach to the banner, use hook/loop fasteners.

To make posters:

Depending on the size of your group, cut a large piece of poster board in half. In the center, write the Responsorial Psalm (or print it from a computer and glue it on) Half a regular size piece of posterboard serves well for 30-40 children. For a small church, one poster may serve all weekly Masses; for larger congregations, you may need to complete one poster per Mass or group of children.

To make poster cut outs:

Copy the pattern and cut out one for each child from construction paper. (Quite often, the suggested shape or something similar is available from a teachers' supply store as a calendar cut-out or small note pad.) The children will use these to create a poster each Sunday with all their names on it.

To make Offertory symbols:

Copy the pattern onto white paper and make one for each child. Cut them out in advance so that they are ready to decorate.

Hand-outs:

Parent letters are included in this book. They are designed to remind the parents of the Scripture readings and tell them the main focus in the Liturgy of the Word that the children attended. It also includes activities for the family to share that will reinforce the message for the children and will offer ways that families can incorporate the scriptural message into their daily lives.

The plans are written to include sending home activity or coloring worksheets and stickers that are appropriate to the readings for the day.

Some sources for handouts are included in the bibliography. Stickers can be purchased in many places, Christian bookstores, teaching supply stores and often, regular discount stores.

My method of choosing worksheets and stickers is this:

First I try to match up the scriptural passage of one of the readings. (This works about 70% of the time)

Next, I think of the message—sometimes the same stories (in the Gospel) are reported by different writers. Worksheets are sometimes specified for a more familiar version rendition.

Failing this, some Sundays in a season have many different worksheets available (an example would be a common parable—like the story of the Good Samaritan). Sometimes I use the extra types on surrounding Sundays where I can't find anything that matches exactly.

And sometimes, there is nothing that matches! So I fall back on a worksheet that basically increases biblical knowledge—like a puzzle that incorporates all the different books of the bible, or a crossword with different names for Jesus.

For stickers, quite often you can find generic stickers that use the symbol for the day—like a heart or a sun or a cross—that will reinforce the day's message.

Always try to send something home for the children to enjoy and share with their parents.

Liturgy Plans:

The liturgy plans are written giving specific questions and the desired answer after it <in brackets>. I use the term “desired” loosely! Each congregation of children and each church has differing traditions and experiences. This series offers a guide to reflection on the lectionary readings. I encourage each facilitator to personalize the plans to their own church and group of children.

Encourage the children to discuss the questions. Quite often they will have tremendous insight of their own which may differ from what is presented here. Use the answers provided to lead the conversation.

It needs to be noted that this is **not a lesson time**—it is a liturgy time.

According to the Lectionary for Masses with Children, you only **need to do two readings, the first reading and the Gospel** Adjust the plan to fit the time you have available!

The primary goal is to encourage the children to celebrate the Liturgy of the Word—to listen to the Word, give some thought to what they hear and apply it to their own lives.

Children's Liturgy Instructions

Twenty-Second Sunday in Ordinary Time Cycle B

Welcome children to their worship space.

Ask them to get their carpet squares and sit down in a circle.

Introduce yourself and your helpers.

Introduce Sunday

Ask: Does anyone remember what our symbol was for last Sunday? (flower and seed) And what did it symbolize? (it symbolized the faith given to us by God that we have to nourish and take care of so that it will grow)

Explain: Today is the Twenty-second Sunday of Ordinary Time.

Introduce symbol

Say: Today's symbol is the Bible.

Explain: In order to try and understand what Jesus had to say, we must pay attention to His word and this is where we find it.

Explain: We have been talking about the new way of thinking that Jesus had been telling people about. The things He had to say sounded really strange to the people who were listening. It didn't seem to make much sense. Many people left Him. Some tried to trick Him. Today's Gospel is about one of those times.

Say: Now we are going to practice the Responsorial Psalm, that part between the readings where you get to help. The Responsorial Psalm comes from the Bible just like our readings do. Today's psalm is: **The just will live in the presence of the Lord.** Can you say this with me? <Have the children repeat it.>

Introduce readings

Say: The first reading is from the book of Deuteronomy in the Old Testament, or Hebrew Scriptures. (Deuteronomy 4:1-2, 6-8) It tells about what Moses said about the laws that God gave the Israelites. Does anyone remember what we call the laws that God gave Moses? <the Commandments> Can anyone tell us one of the Commandments?

Moses reminded the Israelites that they had <as we have> a special God who is very close to us and tells us exactly how to be close to Him.

Have the reader read the reading.

Ask: What did God say about the Commandments? <that there are no laws anywhere that are more fair> God's laws are the best laws because they are the most just or fair.

Say: Now is the time for the Responsorial Psalm that we practiced. <have a volunteer hold up the poster> Repeat after me: **The just will live in the presence of the Lord.**

Have the reader read the psalm.

Say: Now it's time to read the Gospel. Today's Gospel reading was written by St. Mark. (Mark 7:1-5, 14-

15, 21-23). St. Mark tells us about how some people didn't understand what Jesus had to say. They were concerned because Jesus didn't care whether His followers followed certain social customs.

Ask: Does anyone here ever get in trouble for not following certain rules? Like maybe... talking with your mouth full? Or forgetting to wash your hands before you come to the table? What are some other examples? Here is my question: does this make you a bad person? or perhaps just a forgetful one?

Explain: The people who were listening to Jesus didn't understand why His disciples didn't all follow the same customs that the Jews did. The Jews felt that everyone needed to follow these customs in order to please God. Jesus replied that customs do not make a person good or bad. Their behavior, what they do and why they do it, is what God will use to judge them.

Say: Now we will get ready to read the Gospel. Please stand and say: **Alleluia, Alleluia.**

Read the Gospel.

Ask: What did you think about the Gospel reading?

Say: Sometimes we don't understand the things that other people do. Reading God's Word helps us to decide about what is really right or wrong.

Ask: Does anyone remember the sign that we give one another to show that there is God's peace between us?

Say: Let's give each other the sign of peace.

Hand out the Offertory symbols to color (The symbol is a Bible) and the smaller poster symbols to for each child to put their name on.

Explain: Color this symbol of the Bible and bring it to the altar (don't forget to put your name on the back!) to show that we have learned about paying attention to what Jesus had to say and trying to understand it.


Remind the children that the large symbol is to be offered in the Offertory procession to show the congregation what they have learned about God's Word. Remind them to put their names on the back and that they can retrieve the symbols after Mass.

Collect the smaller symbols to glue to the communal poster. Remind the children to bring their parents back after Mass to see it.

If there is time, ask questions and go over the lessons one more time to help the children remember.


Count out the parent letters and hand-outs to go home.

Give out parent letters, coloring hand-outs and stickers as the children line up.

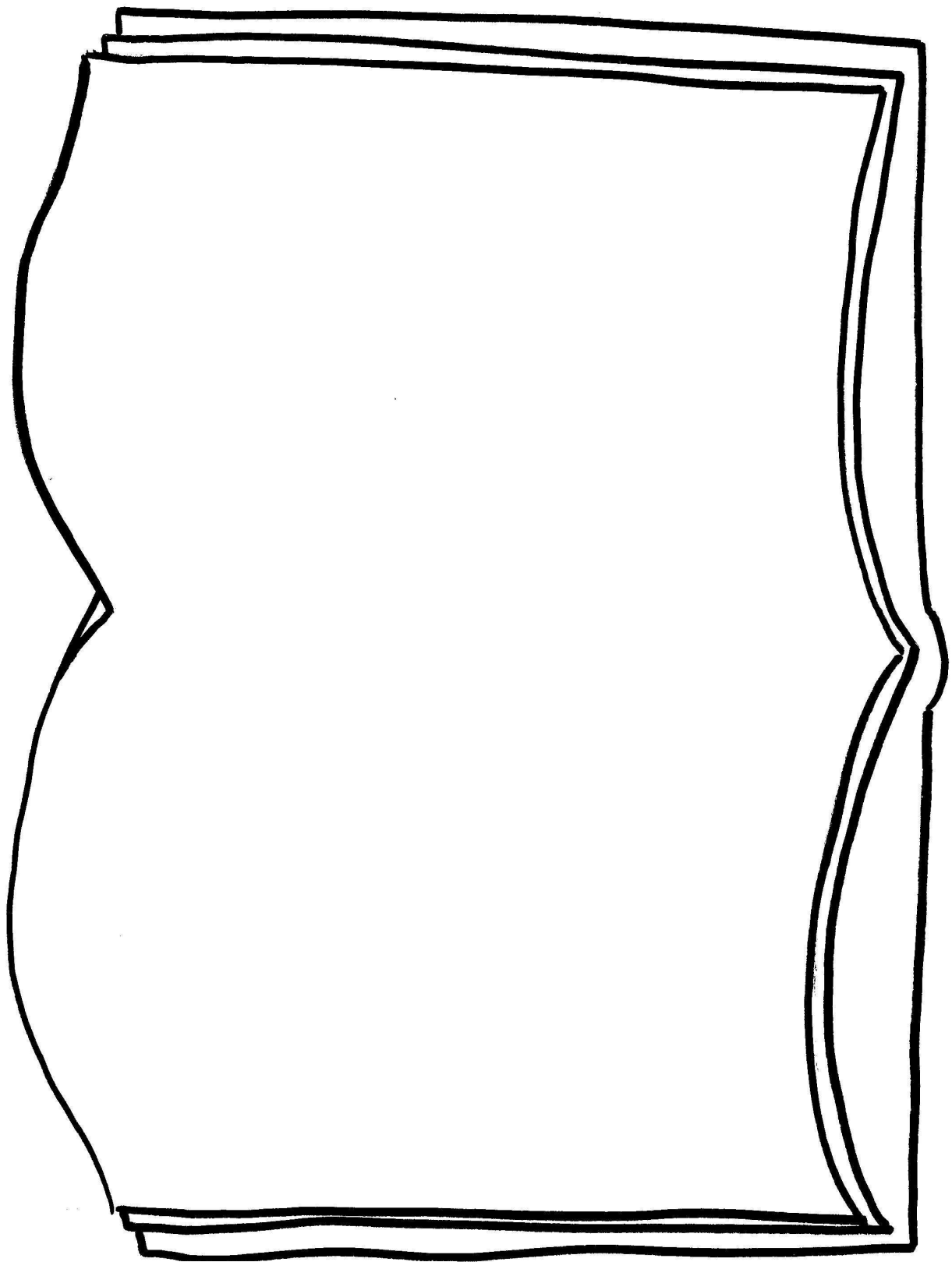


Poster Cut-Out
any light color

Banner Symbol
White for pages .
Contrasting color
for cover
*Attach ribbon
on top



22nd Sunday Ordinary Time
Sept 2, 2018 Cycle B



Offertory Symbol
22nd Sunday Ordinary Time
Cycle B

Parent Letter

22nd Sunday of Ordinary Time Cycle B

Today is the Twenty-Second Sunday in Ordinary Time. The children listened to simplified versions of two of the same readings you heard: Deuteronomy 4:1-2, 6-8 and Mark 7:1-5, 14-15, 21-23.

To reinforce at home:

We discussed how difficult it is sometimes to understand Jesus' message in our society and emphasized the importance of reading the Bible to increase our understanding. The Gospel message was that goodness or evil is determined in our hearts by our actions and thoughts rather than what we look like. Jesus told us to pay close attention and try to understand His message.

Activities to do at home:

*Help your child learn what makes a person good or sinful, ie a person who is dirty and has ragged clothes may not be a bad person. In the same way, an attractive person may not behave in a Christ-like manner. Outward appearances are not what determines a person's worth or closeness to God.

*Read your favorite Bible story to your child and help them figure out how it applies to his or her life today. Have your child draw a picture of him or herself in the story.

Thank you for sharing your children!

Children's Liturgy Instructions

Twenty-third Sunday in Ordinary Time Cycle B

Welcome the children to their worship space.

Ask them to get their carpet squares and sit down in a circle.

Introduce yourself and your helpers.

Introduce Sunday

Explain: Today is the Twenty-third Sunday of Ordinary Time

Ask: Does anyone remember what our symbol was for last Sunday? (the Bible) And what did it symbolize? (to pay attention to what Jesus tells us) Was the Bible open or closed? <open> Does anyone know why it is open? <we need to open the Bible so that we can read it!>

Introduce symbol

Say: Today's symbol is a door.

Ask: What can you tell me about doors? <lead to *they can open and shut*>

Explain: Doorways lead to places. When the door is closed, you can't go through to whatever is on the other side. You have to open that door. You have to choose to open the door.

A telephone might be another example. If someone calls you on the phone... the phone is ringing... what choices do you have? <to either ignore it or pick it up> If you ignore it, will you hear the message? You have to make a choice to answer it in order to find out who the caller is and what they want.

Explain: It is up to us to listen and to try to understand the message Jesus leaves for us. Sometimes Jesus' message is hard to understand and follow. Each one of us has the choice to open our hearts and minds to Him.

Say: Now we are going to practice the Responsorial Psalm, that part between the readings where you get to help. The Responsorial Psalm comes from the Bible just like our readings do. Today's psalm is: **Praise the Lord, my soul!** Can you say this with me? <Have the children repeat it.>

Introduce readings:

Say: The first reading is from the book of Isaiah in the Old Testament, or Hebrew Scriptures. (Isaiah 35:4-7). Does anyone remember who Isaiah was? <a prophet> Listen closely to what the Lord told the prophet Isaiah to tell his people.

Say: Now we will have the first reading:

Have the reader read the first reading.

Ask: What do you think the reading means when it says "the blind shall see and the deaf shall hear"? <discuss> Could it mean that those who choose not to see or understand God will change their minds? <yes>

Say: Now we will have the Responsorial Psalm. Your part will be to say:
Praise the Lord, my soul!

Have the reader read the psalm.

Say: Today's Gospel was taken from the New Testament book of Mark. (Mark 7:31-37)
Mark tells us of a time when Jesus performed a miracle. Can someone tell me what a miracle is?
<something wonderful that happens that we can't really explain logically>

Ask: Does anyone remember what Jesus needed in order to perform a miracle? <He needed someone to believe in Him - someone who had faith> Does anyone know what the word "deaf" means? <not able to hear>

Explain: A person who is deaf has no choice about what they don't hear. But like the example from a few moments ago - with the telephone - we are like the people in Jesus' time. We get to choose whether or not to hear the message. If we don't choose to hear, we become like the closed door or the unanswered phone.

Say: Let's prepare for the reading of the Gospel
(hold up card with phrase on it) **Alleluia! Alleluia!**

Read: "a reading from the holy gospel....."

All respond: Lord, let your Word be in my mind <make cross on forehead>, on my lips <make cross on lips>, and in my heart <make cross on heart>

Read: Read the Gospel

Ask: How did the man behave when he found that he could hear? <He was happy, he rejoiced> When we truly hear Jesus' message, when we really understand, we are happy too. We rejoice and Jesus rejoices with us.

Ask: What are some of the miracles that Jesus performed while He was on earth? <turning water into wine, multiplying the loaves and fishes, healing people> What kinds of miracles do we hear about today? <unexplained healing from illness, saved lives> Don't forget things we might not recognize – like when you 'almost' have a car accident but don't, like when wonderful things happen in your life that you aren't expecting. Has anyone here had anything like that happen to them? <discuss> We need to remember that God is in our lives waiting to be recognized and heard.

Ask: Does anyone remember the sign that we give one another to show that there is God's peace between us?

Say: Let's give each other the sign of peace.


Hand out the large Offertory symbols (**doors**) for the children to color and the smaller symbols (**doors**) for the children to put their names on for the poster.

Remind the children that the large symbol is to be offered in the Offertory procession to show the congregation what they have learned about listening for God in their lives. Remind them to put their names on the back and that they can retrieve the symbols after Mass.

Collect the smaller symbols to glue to the communal poster. Remind the children to bring their parents back after Mass to see it.

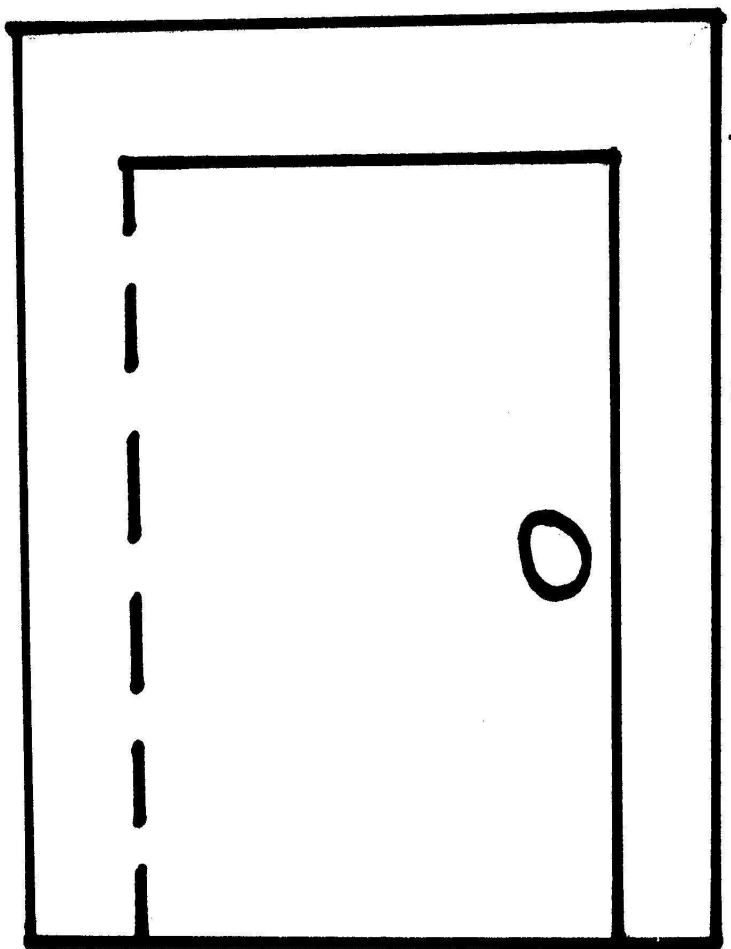
While they are coloring, go over the procedure for entering the church at the Offertory, how they approach the altar and put their symbols in the basket that the lead child will place at the altar.

Give out parent letters, coloring hand-outs and stickers.

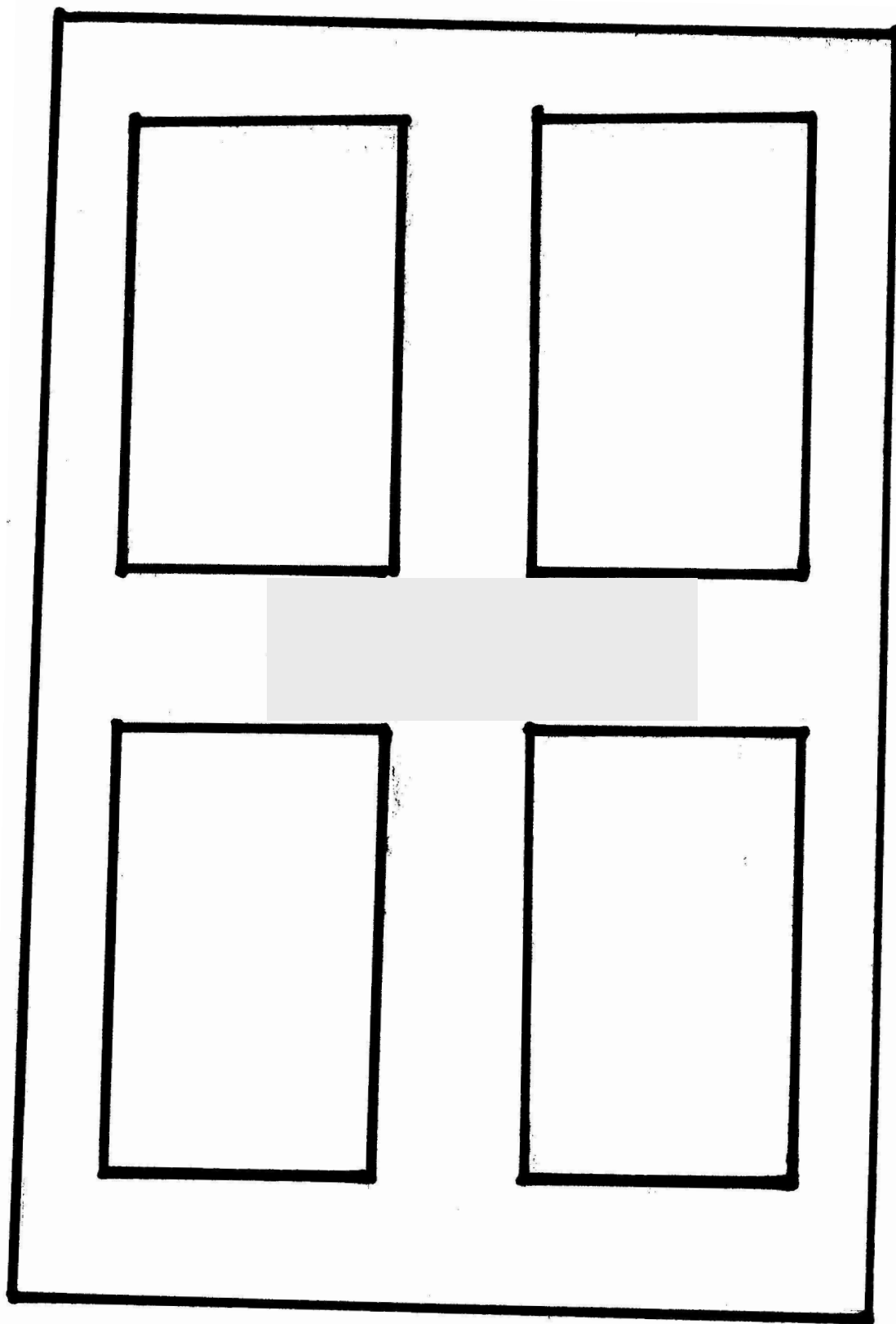


Poster Cut-out
Any light color

Banner Symbol
Suggested colors:
Any color door
Yellow or gold foil
knob
*Fold on dotted line



23rd Sunday Ordinary Time
Sept 9, 2018 Cycle B



Offertory Symbol

23rd Sunday Ordinary Time B

Parent Letter

23rd Sunday of Ordinary Time B

Today is the 23rd Sunday of Ordinary Time. Your children have heard a simplified version of two of the same readings you heard: Isaiah 35:4-7 and Mark 7:31-37

To Reinforce at Home:

In today's Gospel, Jesus cured a deaf man. The deaf man was then able to hear and to respond to what others said to him. We are often like the deaf man and unable to hear or understand. We are closed. We are called to remain open to God's wishes. We talked about what it means to be open to God.

Activities to do at Home:

- * Create a place in your home where family members can go to be very quiet, to pray and to think about what God wants them to do. Removing yourself to a peaceful place to pray is a particularly good practice for when we are upset.

- * Perform a random act of kindness this week. Help your child think of someone they do not particularly like that they could do something nice for.

Thank you for sharing your children!

Children's Liturgy Instructions

Twenty-fourth Sunday in Ordinary Time Cycle B

Welcome children to their worship space.

Ask them to get their carpet squares and sit down in a circle.

Introduce yourself and your helpers.

Ask children to add their names to the cutouts (crosses) provided. Remind the children that we are making a poster for each Sunday and that they will sign a cutout and glue it on when they are here .

Introduce

Explain: Today is the Twenty-fourth Sunday of Ordinary Time.

Ask: Does anyone remember what our symbol was for last Sunday? (door) And what did it symbolize? (that we must open our hearts and ourselves to Jesus)

Introduce symbol

Say: Today's symbol is a cross.

Ask: What do you think of when you see a cross? <get some different answers - the cross symbolizes the choice Jesus made for us, the choice of becoming one of us, choosing to live a life like ours>

Explain: Jesus did not have to die on the cross for us. He did it to show how much He loves us. He became one of us so that He would know exactly what it was like to live a life like ours. It would have been much easier to stay happy and comfortable in heaven.

Explain: Our poster says "*Take up your cross and follow me.*"

Ask: What does that mean to you? Do you have a cross? This is something Jesus says in the Gospel today. What could our crosses be? <doing things we don't want to do, bearing pain without fussing, Let the children make suggestions>

Introduce readings

Light the candle and remind the children that it is time to hear the Word of God.

Say: We have three readings today.

Say: The first reading is from the book of Isaiah in the Old Testament, or Hebrew Scriptures. (Isaiah 50: 4-8). Isaiah was a prophet of the Lord, a man who tried to live like God wanted him to. It was not always easy, but Isaiah believed in God and had faith that God would take care of him. This story tells about how Isaiah felt. While you are listening, think about the cross that Isaiah was picking up.

Have the reader read the first reading

Ask: Did you think of any crosses that Isaiah picked up and carried for God? <he was beaten and had his beard pulled, people made fun of him and spit on him> How did Isaiah handle his cross? <he had faith.... he refused to give up or be ashamed>

Say: It is time for the Responsorial Psalm. Your part will be to say:

I will walk in the presence of the Lord.

Have the reader read the Responsorial Psalm.

Say: The second reading is from the New Testament letter of James (James 2:14-18) In today's reading, James tells us what faith really means.

Ask: Have you ever said something but not really mean it? Not a lie exactly, but maybe you answered yes to your parents when you didn't really listen in the first place? Like maybe you were watching tv and your parent said... did you clean up your room? And you say **yes** without really thinking?

Explain: James talks to us about real faith. He tells us that saying we believe is not enough. What else do you think we have to do? <we have to act in the right way>

Say: There is an old saying that says: "Actions speak louder than words". What does this mean? <the way you act means more than what you actually say> This is what James tells us about being Jesus' followers.

Have the reader read the second reading

Say: Today's Gospel reading comes from the book of Mark. (Mark 8:31-35). It tells of a time when Jesus began to tell people what was going to happen to him soon.

Ask: Do you remember what it was that was going to happen to Jesus? <His death on the cross and resurrection three days later> Remember that everybody turned against Him. They didn't understand what He came to tell them.

Say: In the Gospel, Mark tells how when Jesus began to talk about His death, His friend Peter, pulled Him aside and told Him to stop talking like that. Jesus became angry with Peter and told him to get away because Peter didn't understand either. Jesus was kind of sad that even His closest friends didn't get it.

Explain: What Jesus said to His disciples, and so to us, is: If we want to be with Him, we will take up our crosses and follow Him. During the Gospel today, let's listen to what happened and what Jesus said and see if we can think of what Jesus is asking us to do.

Say: Now it's time for today's Gospel reading:

Alleluia! Alleluia! (hold up card with phrase on it) Can you repeat this after me?

Have the reader begin.

Read: "a reading from the holy gospel....."

All respond: Lord, let your Word be in my mind <make cross on forehead>, on my lips <make cross on lips>, and in my heart <make cross on heart>

Read: Read the Gospel

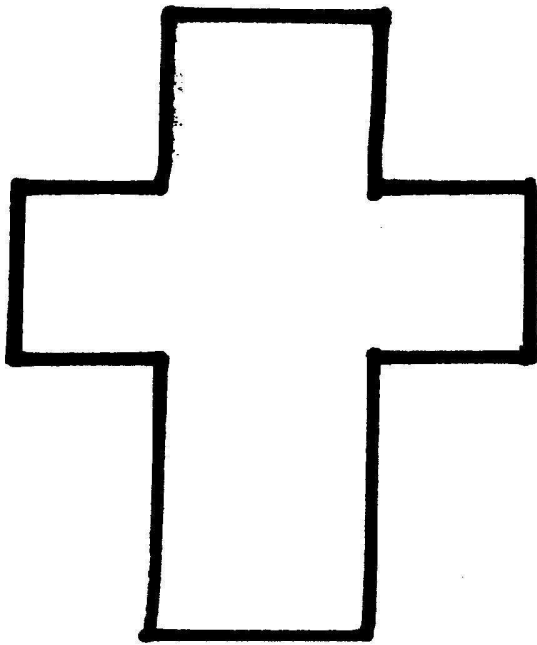
Hand out the symbols to color and cut out. (The symbol is a cross)

Explain: Color this symbol of the cross and bring it to the altar (don't forget to put your name on the back!) to show that we have learned about following Jesus. If you can do it, write one thing you can do this week that is a cross you can bear for Jesus. <not complaining about carrots for dinner, not fighting with your brother, not talking back to your parent>

While they are coloring, explain how we will go back into the church, up to the front with our gifts and rejoin our families.

Count out the parent letters and hand-outs to go home.


Give out stickers and hand-outs as they leave.




Poster Cut-out
Light colors

Banner Symbol

Any color



24th Sunday Ordinary Time
Sept 16, 2018 Cycle B



Offertory Symbol
24th Sunday Ordinary Time Cycle B

Parent Letter

Twenty-fourth Sunday of Ordinary Time

Today your children heard a simplified version of the same readings that you heard.

Isaiah 50: 4-8
James 2:14-18
Mark 8:31-35

To reinforce at home:

“Take up your cross and follow me” What a concept for a little child! Jesus asks us to take our lives and live the way He told us. This is not always easy. It is not always easy to be nice to your siblings or classmates. It is not always easy to tell the truth. It is not always easy to take the time to love.

We spent a little time today trying to define what our own “crosses” might be and what we need to do about them.

Activities to do at home:

What would Jesus do? During the week, when you and/or your child have a problem, ask each other this question. Help your child reason like Jesus teaches us.

Make a large cross out of cardboard together and decorate it to remind yourselves to follow Jesus.

Thank you for sharing your children!

Children's Liturgy Instructions

Twenty-fifth Sunday in Ordinary Time Cycle B

Welcome the children to their worship space.

Ask them to get their carpet squares and sit down in a circle.

Introduce yourself and your helpers.

Introduce

Explain: Today is the Twenty-fifth Sunday of Ordinary Time.

Ask: Does anyone remember what our symbol was for last Sunday? (a cross) And what did it symbolize? (it symbolized believing in Jesus)

Introduce symbol

Say: Can anyone tell me what today's symbol is? <hold up the banner symbol - a hand>.

Ask: What can you do with a hand? <write, draw, eat, pick up things, hug people, pet cats, serve others, etc.>

Ask: What does the word serve mean? <to do something for someone else, to help them>
What can you do with your hands to serve people? <set the table, go get something for your parent, draw a picture, etc.> Do you think it is important to help others?

Explain: Today in the Gospel we will hear what Jesus thinks about serving others.

Say: Now we are going to practice the Responsorial Psalm, that part between the readings where you get to help. The Responsorial Psalm comes from the Bible just like our readings do. Today's psalm is: **Give peace, O Lord, to those who wait for you.** Can you say this with me? <Have the children repeat it.>

Ask: What does the word "just" mean? <fair, good>

Introduce readings

Say: Let's light the candle to show that we are ready to listen to the Words of God.

Say: Today's first reading is from the New Testament, the letter of James. (James 3:17-18)
Today's selection is very short. James tells us what our lives will be like when we listen closely to God and follow His plan for our lives. Listen closely to the reading and see if you can hear something that might have to do with hands.

Have the reader read the first reading.

Ask: Did you hear anything that you could do with your hands? How might you make peace with your hands? <sign of peace, hug, shake hands, etc. – also the word 'harvest' is mentioned. One would use hands to harvest.>

Say: Now it is time for the Responsorial Psalm. Your part is to say:

Give peace O Lord, to those who wait for you.

Say: The Gospel selection today is from the book of Mark. (Mark 9:33-37). In it, Jesus is sitting down with His disciples talking about what it means to be important.

Ask: What kinds of people do you think are important people? <let the children say whatever they like -

rich people, presidents, sports figures, etc.> Do you have to do things everyone admires in order to be important?

Ask: How about servants? What kind of people serve others? <let the children respond> How about children? Are they important? Are You important? Why?

Explain: Jesus was talking with His disciples about importance. They had been arguing about which one of them was the most important. Jesus told them that if they wanted the place of honor, that is if they wanted to be important, they had to serve others.

Explain: The things you do for other people to serve them, to make them happy are a wonderful gift. When you serve gladly because you want to, you are doing exactly what Jesus told His disciples to do.

Say: Now we will get ready to hear the Gospel
(hold up card) **Alleluia! Alleluia!**

Have the reader begin: "a reading from the holy gospel....."

All respond: Lord, let your Word be in my mind <make cross on forehead>, on my lips <make cross on lips>, and in my heart <make cross on heart>

Read: Read the Gospel

Ask: How can you serve others? <let the children respond>

Ask: Does anyone remember the sign that we give one another to show that there is God's peace between us?

Say: Let's give each other the sign of peace.

Hand out the large Offertory symbols (hands) for the children to color and the smaller symbols (hands) for the children to put their names on for the poster.

Explain: We will color the hands (don't forget to put your name on the back!) to show that we have learned about serving others.


While they are coloring, go over the procedure for entering the church at the Offertory, how they approach the altar and put their symbols in the basket that the lead child will place at the altar.

Remind the children that the large symbol is to be offered in the Offertory procession to show the congregation what they have learned about what Jesus said about serving others.

Remind them to put their names on the back and that they can retrieve the symbols after Mass.


Collect the smaller symbols to glue to the communal poster. Remind the children to bring their parents back after Mass to see it.

Give out parent letters, coloring hand-outs and stickers as the children leave their worship space..




Poster Cut-out
Light colors

Banner Symbol
Any color



25th Sunday
Ordinary Time
Sept 23, 2018 Cycle B



Offertory Symbol
25th Sunday Ordinary Time Cycle B

Parent Letter

Twenty-fifth Sunday of Ordinary Time

Today your children heard a simplified version of the same readings that you heard: James 3:17-18; Mark 9: 33-37

To reinforce at home:

The word for today is “service”. Jesus tells us that if we want to gain eternal life, we have to serve others. We discussed the meaning of service and what we can do to serve other people that we know.

Activities to do at home:

*Visit a sick or shut-in person and offer to help in their home. There are many elderly in our parish who would love to have a smiling face straighten or clean a little, cook a treat, open a medicine bottle, etc.

*Teach your child to set the table and/or prepare dinner one day this week.

Thank you for sharing your children!

Children's Liturgy Instructions

Twenty-sixth Sunday in Ordinary Time Cycle B

Welcome children to their worship space.

Ask them to get their carpet squares and sit down in a circle.

Introduce yourself and your helpers.

Introduce

Explain: Today is the Twenty-sixth Sunday of Ordinary Time.

Ask: Does anyone remember what our symbol was for last Sunday? (a hand) And what did it mean? <it represented service - the things we do for one another.>

Explain: Jesus told us that we need to help one another, to serve each other.

Introduce symbol

Say: Can anyone tell me what today's symbol is? <hold up the banner symbol - a gift>.

Ask: What is a present? <something someone else gives you or does for you - something you can give or do for someone else>

Ask: What kind of gifts does God give us? <the children will probably say things like - parents, toys, homes, church, pets, etc. >

Ask: Today we are going to talk about another kind of gift that God gives us, a kind that we can't see or touch. Another word for this kind of gift is "talent". Does anyone know what a talent is? A talent is something that someone can do particularly well - like drawing or singing or being a good friend. God gives us each many talents and He expects us to use them for good.

Say: Now we are going to practice the Responsorial Psalm, that part between the readings where you get to help. The Responsorial Psalm comes from the Bible just like our readings do. Today's psalm is: **Let all the earth cry out to God with joy.** Can you say this with me? <Have the children repeat it.>

Introduce readings

Say: Let's light the candle to show that we are ready to listen to the Words of God.

Say: Today's first reading is from the Old Testament, the book of Numbers. (Numbers 11:25-29) Do you remember the name of the prophet who received the ten commandments? Right, Moses. Today's reading is about something that happened to the people Moses was in charge of, the Israelites. Remember in those times, there were many special rules about religion and only certain people could do certain things. In this reading, there were some men talking to others about God who were not supposed to. Some of the leaders came to Moses to complain about it and to ask him to make them stop it. Let's have the first reading and listen closely to hear what Moses told them.

Have the reader read the first reading.

Ask: What was it? What did Moses say to them? <Moses surprised the leaders by saying that he wished everybody did what the two men were doing. In other words, the twomen were not wrong by doing what they felt was right.>

Say: Now it is time for the Responsorial Psalm. Your part is to say:

Let all the earth cry out to God with joy.

Say: Next we'll have the Gospel reading. The Gospel selection today is from the book of Mark. (Mark 9:38-41). It tells about a conversation Jesus had with one of His friends. Pretend that you are one of Jesus' disciples. You are all sitting around listening to Him answer questions. Let's have the Gospel reading and see if you understand what happened.

Say: Now we will get ready to hear the Gospel
(hold up card) **Alleluia! Alleluia!**

Have the reader begin: "a reading from the holy gospel....."

All respond: Lord, let your Word be in my mind <make cross on forehead>, on my lips <make cross on lips>, and in my heart <make cross on heart>

Read: Read the Gospel

Ask: What do you think? What was Jesus really saying? <every little good thing we do is important to Him, every thing good that we do is pleasing to Him>. The good things that we do is a kind of sharing. Jesus wants us to share kindness with each other.

Hand out the symbols to color and cut out. (The symbol is a present)

Explain: Color this symbol of the gift and bring it to the altar (don't forget to put your name on the back!) to show that we have learned about the individual gifts and talents that God gives each of us and how we need to share them with one another.


Ask: What is a special gift that you have that you can share this week? If you are able, write on the back, one kind thing you can do for someone else this week.

If there is time, ask questions and go over the lessons one more time to help the children remember.

While they are coloring, explain how we will go back into the church, up to the front with our gifts and rejoin our families.

Count out the parent letters and hand-outs to go home.

Give out stickers and hand-outs as they leave.




Poster Cut-out
Light color

Banner Symbol


Any color

*suggested: bright
wrapping paper

*Add ribbon & a
curly bow at the top



26th Sunday Ordinary Time
Sept 30, 2018 Cycle B



Offertory Symbol
26th Sunday Ordinary Time Cycle B

Parent Letter

Twenty-sixth Sunday of Ordinary Time

Today your children heard a simplified version of the same readings that you heard: Numbers 11:25-29 and Mark 9:38-41

To reinforce at home:

Today's readings reinforce that God notices each special good thing that we do. God gives us each special gifts. Today we talked about the special blessings that God gives each of us and about our responsibility to share those blessings.

Activities to do at home:

*Draw a picture and mail it to a far-away relative.

*Help your child think up and perform a small special act of kindness for a younger child.

Thank you for sharing your children!

Children's Liturgy Instructions

Twenty-seventh Sunday in Ordinary Time Cycle B

Note to presenter Today's readings talk about families and the importance of children in families. Be very sensitive to the fact that there are many types of family structures and the care and love of the children is the most important issue. The children need to be affirmed and feel secure. Period.***

Welcome children to their worship space.

Ask them to get their carpet squares and sit down in a circle.

Introduce yourself and your helpers.

Introduce

Explain: Today is the Twenty-seventh Sunday of Ordinary Time.

Ask: Does anyone remember what our symbol was for last Sunday? (a gift) And what did it mean? <it stood for the individual gifts that God gives each of us, our talents and our possessions>

Explain: God gives each of us many gifts. What does He expect us to do with them?

<SHARE>

Introduce symbol

Say: Today's readings are about one of the gifts that God gives each of us. Our symbol <hold up symbol - several hearts together > represents that gift.. What gifts did God give you? <the children will suggest several things. You are looking for the answer "family">

Ask: What is a family? <typical answers are - mother, father, brother, sister, etc.> What other kinds of families are there? <give the children a chance to offer their particular family structure - and AFFIRM it> The main thing that makes family is LOVE and commitment to one another, particularly to loving children.

Say: Children are a special gift that families protect and take care of. Children usually find it easy to believe in God. Sometimes when people get older, they begin to find it more difficult. The happiness and love that children have is important to God and a wonderful example to adults.

Say: Now we are going to practice the Responsorial Psalm, that part between the readings where you get to help. The Responsorial Psalm comes from the Bible just like our readings do. Today's psalm is: **May the Lord bless us all the days of our lives.** Can you say this with me? <Have the children repeat it.>

Introduce readings

We have two readings today.

Say: Let's light the candle to show that we are ready to listen to the Words of God.

Say: Today's first reading is from the Old Testament, the book of Genesis. (Genesis 2:18-24) This is the story of how God created the first family. Does anyone remember the names of the first family? <Adam & Eve> Let's listen to the reading and think about what we need to learn about families.

Have the reader read the first reading.

Ask: What do you think was being said here about families? <the children will talk about man & woman and marriage. Affirm this BUT say that.... > God tells them to become like one person. This means that we are supposed to love the people we live with, our families, and treat them as well as we treat ourselves. Our families are as important as we are.

Say: Now it is time for the Responsorial Psalm. Your part is to say:

May the Lord bless us all the days of our lives.

Say: Next we'll have the Gospel reading. The Gospel selection today is from the book of Mark. (Mark 10:13-16). The last couple of weeks, we have been talking about things that happened when Jesus was just sitting around talking with people. Today will be the same. Today, Mark tells about a time when Jesus was teaching. Some parents tried to come to Him with their children so that He could bless them. Jesus' friends tried to keep them from interrupting Him. Listen closely to hear what Jesus did and said.

Say: Now we will get ready to hear the Gospel
(hold up card) **Alleluia! Alleluia!**

Have the reader begin: "a reading from the holy gospel....."

All respond: Lord, let your Word be in my mind <make cross on forehead>, on my lips <make cross on lips>, and in my heart <make cross on heart>

Read: Read the Gospel

Ask: What do you think? What did Jesus do? <told His disciples to let the people come to Him, held the children, blessed the children> What did that mean? <it meant that sometimes adults get wrapped up in their own importance - sometimes children do too - and forget what is really important. Love is what is most important> Did that mean that children can always interrupt adults? <NO - but adults should be kind and loving>

Hand out the symbols to color and cut out. (The symbol is hearts)

Explain: Color this symbol of the hearts and bring it to the altar (don't forget to put your name on the back!) to show that we have learned about what the Scripture tells us about love and families.


Ask: What can you do this week to show love for someone in your family? If you can, write that on the back of your symbol.

If there is time, ask questions and go over the lessons one more time to help the children remember.

While they are coloring, explain how we will go back into the church, up to the front with our gifts and rejoin our families.


Count out the parent letters and hand-outs to go home.

Give out stickers and hand-outs as they leave.




Poster Cut-out
Any light color

Banner Symbol
Red and Pink



Oct 7, 2018
27th Sunday Ordinary Time Cycle B



Offertory Symbol
27th Sunday Ordinary Time Cycle B

Parent Letter

Twenty-Seventh Sunday of Ordinary Time

Today your children heard simplified versions of two of the same readings you heard: **Genesis 2:18-24 and Mark 10:13-16.**

To reinforce at home:

Today we talked about the importance of children! Children have a love and a faith that is a tremendous gift to the families they live with. It is the job of the family to protect and nurture the gifts of its members.

Activities to do at home:

- *Together with your child, do something special for the members of your family.
- *Hold a surprise party to show your love for your family.
- *With your child, brainstorm some secret things you can do for others in your family.

Thank you for sharing your children!

Children's Liturgy Instructions

Twenty-eighth Sunday in Ordinary Time Cycle B

Welcome children to their worship space.

Ask them to get their carpet squares and sit down in a circle.

Introduce yourself and your helpers.

Introduce

Explain: Today is the Twenty-eighth Sunday of Ordinary Time.

Ask: Does anyone remember what our symbol was for last Sunday? (hearts joined together)
And what did it mean? <last week's symbol stood for the love in our families>

Introduce symbol

Say: Today's readings are about treasure.

Ask: What is a treasure? <gold, silver, jewels> What is the word we use to describe someone who owns a treasure? <rich> Who wants a treasure? <everybody> Why do you think everybody wants treasure? Is there anything that is not good about owning a lot of treasure or money? <you have to spend a lot of time thinking about it, worrying about keeping it and figuring out what to do with it>

Say: Now we are going to practice the Responsorial Psalm, that part between the readings where you get to help. The Responsorial Psalm comes from the Bible just like our readings do. Today's psalm is: **Fill us with your love, O Lord, and we will sing for joy!** Can you say this with me? <Have the children repeat it.>

Introduce readings

Say: Let's light the candle to show that we are ready to listen to the Word of God.

Say: Today's first reading is from the Old Testament, the book of Wisdom. (Wisdom 7:7-11)

Explain: First of all, does anybody know what the word WISDOM means? <knowledge, being able to understand> This reading compares wisdom to treasure. Let's see if we can understand what that might mean.

Have the reader read the first reading.

Ask: What do you think? How is wisdom like treasure? <everybody wants it, people think you are important if you have it, maybe it can make your life better> Can you think of other gifts God has given you that are like a treasure? <love, family, friends, church, happiness>

Say: Now it is time for the Responsorial Psalm. Your part is to say:

Fill us with your love, O Lord, and we will sing for joy!

Say: Next we'll have the Gospel reading. The Gospel selection today is from the book of Mark. (Mark 10:17-27). Mark tells us a story about a rich young man who came to Jesus. He asked Jesus what he needed to do to get into the kingdom of heaven. Let's pretend that we are the people around Jesus who are listening and learning and hear what he tells this good young man.

Say: Now we will get ready to hear the Gospel
(hold up card) **Alleluia! Alleluia!**

Have the reader begin: "a reading from the holy gospel....."

All respond: Lord, let your Word be in my mind <make cross on forehead>, on my lips <make cross on lips>, and in my heart <make cross on heart>

Read: Read the Gospel

Ask: What did Jesus say? <He told the young man to give away all his money> The young man went away very sad. Why do you think that was? Why do you think that Jesus said that it was hard for rich people to get into heaven? <if you are rich, you spend a lot of time taking care of your riches. God wants us to trust in him and give our time and thought to him> Are there other things in our lives (besides money) that take up our time and thought and get in the way of trusting in God? <being worried, being angry, thinking a lot about ourselves>

Hand out the Banner and Offertory symbols to color and cut out. (The symbol is a treasure chest)


Explain: Color this symbol of the treasure chest and bring it to the altar (don't forget to put your name on the back!) to show that we have learned about what the Scripture tells us about the kind of treasure that is important to God.

Ask: What can you do this week to bring you closer to God? Is there one thing you can do to bring treasure into someone else's life? If you can, write that on the back of your symbol.

If there is time, ask questions and go over the lessons one more time to help the children remember.


While they are coloring, explain how we will go back into the church, up to the front with our gifts and rejoin our families.


Count out the parent letters, stickers and hand-outs to go home. Give them out as the children leave.



Poster Cut-out
Light yellow

Banner Symbol
Brown with gold coins
'inside'
*suggestion—glue gold
sequins in the interior
section





Offertory Symbol
28th Sunday Ordinary Time
Cycle B

Parent Letter

Twenty-eighth Sunday of Ordinary Time

Today your children heard a simplified version of the same readings that you heard: **Wisdom 7:7-11 and Mark 10:17-27**

To reinforce at home:

Today we talked about **treasure**, the good things about treasure and the bad things - like how much time and effort you have to put into taking care of it! In Wisdom, knowledge is likened to treasure - a far greater treasure than silver and gold. We talked about things in life that are far more important than money like love and happiness.

We talked about appreciating the treasures we all have, and we talked about not letting things, especially things that might seem good, come between us and God.

Activities to do at home:

*Talk with your child about one thing that you spend a lot of time on that gets in the way of what God might want you to do with your time. An example might be a television show that might get in the way of relating to a family member, or maybe worrying too much might get in the way of the joy God wants for us.

*What is your treasure? Discover with your child a very special treasure that you have that doesn't cost a lot of money - like reading a story together or blowing bubbles.

Thank you for sharing your children!

Children's Liturgy Instructions

Twenty-ninth Sunday in Ordinary Time Cycle B

Welcome children to their worship space.

Ask them to get their carpet squares and sit down in a circle.

Introduce yourself and your helpers.

Introduce

Explain: Today is the Twenty-ninth Sunday of Ordinary Time.

Ask: Does anyone remember what our symbol was for last Sunday? (a treasure chest) And what did it mean? <it stood for the things we have on earth that come between us and God, and for things that God considers treasure that we don't always recognize>

Explain: As a people, we value money. We forget that money is only useful for what it can do to help us be the people God wants us to be. The gifts that we have are to be used for the glory of God.

Introduce symbol

Say: Today's readings are about being what God wants us to be, about being first in God's eyes. Our symbol <hold up symbol - the #1 > represents what we want to be in the kingdom of God.

Ask: What do you think we have to do to be the people God wants us to be? <wait for discussion....> Last week, Jesus told a young man something that he had to do. Does anyone remember what that was? <give away all his money> So, for us, that might mean that we have to give away some of the things that are important to us but would keep us away from doing the good things God wants us to do.

Ask: A couple of weeks ago, we talked about serving others. What does serving mean? <doing things for other people, putting other people first in our thoughts>

Ask: What can you do to serve? <help parents, feed pets, run errands>

Say: Now we are going to practice the Responsorial Psalm, that part between the readings where you get to help. The Responsorial Psalm comes from the Bible just like our readings do. Today's psalm is: **Lord, let your mercy be on us, as we place our trust in you.** Can you say this with me? <Have the children repeat it.>

Introduce readings

Say: Let's light the candle to show that we are ready to listen to the Words of God.

Say: Today's first reading is from the New Testament, the book of Hebrews. (Hebrews 4:14-16)

Explain: This is a letter written to the Hebrew people explaining how their friend Jesus is the son of God. Because Jesus was also human just like us, he understands how hard it is to serve others.

Have the reader read the first reading.

Ask: What message did you hear in the letter today?

Say: Now it is time for the Responsorial Psalm. Your part is to say:

Lord, let your mercy be on us, as we place our trust in you.

Say: Next we'll have the Gospel reading. The Gospel selection today is from the book of Mark. (Mark

10:35-45). Mark tells the story about how two friends of his, James and John, were arguing about who would sit closer to Jesus in the kingdom of heaven. The other apostles were upset with James and John for even thinking they were more important than the rest of them. Jesus called them all together and explained how they needed to behave to be important in heaven. Pretend that you are one of Jesus' disciples and listen in to what Jesus said.

Say: Now we will get ready to hear the Gospel
(hold up card) **Alleluia! Alleluia!**

Have the reader begin: "a reading from the holy gospel....."

All respond: Lord, let your Word be in my mind <make cross on forehead>, on my lips <make cross on lips>, and in my heart <make cross on heart>

Read: Read the Gospel

Ask: What do you think? What did Jesus tell them? <told His disciples if they really wanted to be important, they had to serve others > What did that mean? <it meant that thinking of others first, taking care of other people is more important than thinking about yourself. If you serve others, you act like Jesus acted>

Hand out the poster and Offertory symbols to color and cut out. (The symbol is the number 1) Remind the children that we are making a poster for each Sunday and that they will sign the small symbol and glue it on when they are here.

Explain: Color this symbol of the number 1 and bring it to the altar (don't forget to put your name on the back!) to show that we have learned about what the Scripture tells us about being important.


Ask: What can you do this week to serve others? If you can, write that on the back of your symbol.

If there is time, ask questions and go over the lessons one more time to help the children remember.

While they are coloring, explain how we will go back into the church, up to the front with our gifts and rejoin our families.


Count out the parent letters and hand-outs to go home.

Give out stickers and hand-outs as they leave.




Poster Cut-out
any light color

Banner Symbol
Use two contrasting
colors



29th Sunday Ordinary Time
Oct 21, 2018 Cycle B



Offertory Symbol

29th Sunday Ordinary Time Cycle B

Parent Letter

Twenty-ninth Sunday of Ordinary Time

Today your children heard a simplified version of the same readings that you heard: Hebrews 4:14-16 and Mark 10:35-45

To reinforce at home:

Today's readings emphasized the importance of service. We heard the story of James and John arguing about who Jesus liked best. And then Jesus telling them what they needed to do to be first in the kingdom of heaven.

It is difficult to learn the concept of helping others, of thinking of someone else before yourself, and of having a good time even if you don't exactly get your way. These are all ways to serve by making someone else happy.

Activities to do at home:

*Show your child a time and a way that you put another person first and still feel good about it.

*Help your child find a way to serve someone else.

*Do a secret good deed together and enjoy watching someone else be surprised!

Thank you for sharing your children!

Children's Liturgy Instructions Thirtieth Sunday in Ordinary Time Cycle B

Welcome children to their worship space.

Ask them to get their carpet squares and sit down in a circle.

Introduce yourself and your helpers. loved

Introduce

Explain: Today is the Thirtieth Sunday of Ordinary Time.

Ask: Does anyone remember what our symbol was for last Sunday?(the number 1) And what did it mean? <it stood for what we need to do to be what God wants for us> What is something that God would want us to do? Do you think it is easy to trust in God and do what he wants us to do?

Explain: Some of the things God wants us to do, like help others, make us stop and put what we want in second place - like if your little brother or sister wants you to play with them and you really want to play by yourself. It is hard to give up what you want to make someone else happy.

Introduce symbol

Say: Today's readings are about praising God for the good things he does for us. Our symbol <hold up symbol - musical note > represents praise. Singing songs to God makes him happy.

Ask: Why do you think God is happy when we sing songs for him? <maybe because usually when we sing, we are happy too>

Say: Now we are going to practice the Responsorial Psalm, that part between the readings where you get to help. The Responsorial Psalm comes from the Bible just like our readings do. Today's psalm is: **The Lord has done great things for us; we are filled with joy.** Can you say this with me? <Have the children repeat it.>

Introduce readings

Say: Let's light the candle to show that we are ready to listen to the Words of God.

Say: Today's first reading is from the Old Testament, the book of Jeremiah. (Jer 31: 7 -9) In this reading, the Lord tells how much he loves his people. Listen and think about how it makes you feel to hear how the Lord feels about us!

Have the reader read the first reading.

Ask: How does it make you feel? <special> We are God's special creations, each and every one of us.

Say: Now it is time for the Responsorial Psalm. Your part is to say:

The Lord has done great things for us; we are filled with joy.

Say: Next we'll have the Gospel reading. The Gospel selection today is from the book of Mark. (Mark 10:46-52). Today's Gospel tells a story about a blind man named Bartimaeus. Bartimaeus trusted Jesus so much! Jesus helped him to see again because he placed his trust in Jesus.

Say: Now we will get ready to hear the Gospel
(hold up card) **Alleluia! Alleluia!**

Have the reader begin: "a reading from the holy gospel....."

All respond: Lord, let your Word be in my mind <make cross on forehead>, on my lips <make cross on

lips>, and in my heart <make cross on heart>

Read: Read the Gospel

Ask: What do you think Bartimaeus did next? How do you think he felt?

Hand out the poster and Offertory symbols to color and cut out. (The symbol is a musical note). Remind the children to put their names on the smaller poster symbols so that they can make a poster together.

Explain: Color this symbol of the note and bring it to the altar (don't forget to put your name on the back!) to show that we have learned about what the Scripture tells us about praising God for the good things he does for us.


Ask: What can you do this week to praise God? If you can, write that on the back of your symbol.

If there is time, ask questions and go over the lessons one more time to help the children remember.

While they are coloring, explain how we will go back into the church, up to the front with our gifts and rejoin our families.

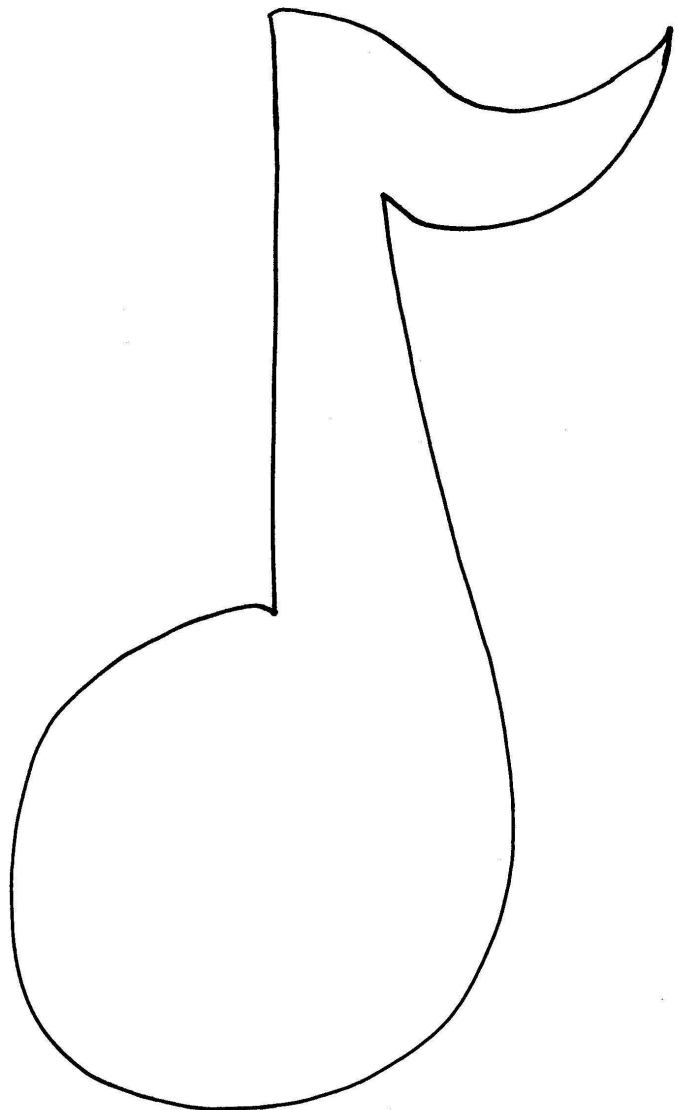
Count out the parent letters and hand-outs to go home.

Give out stickers and hand-outs as they leave.

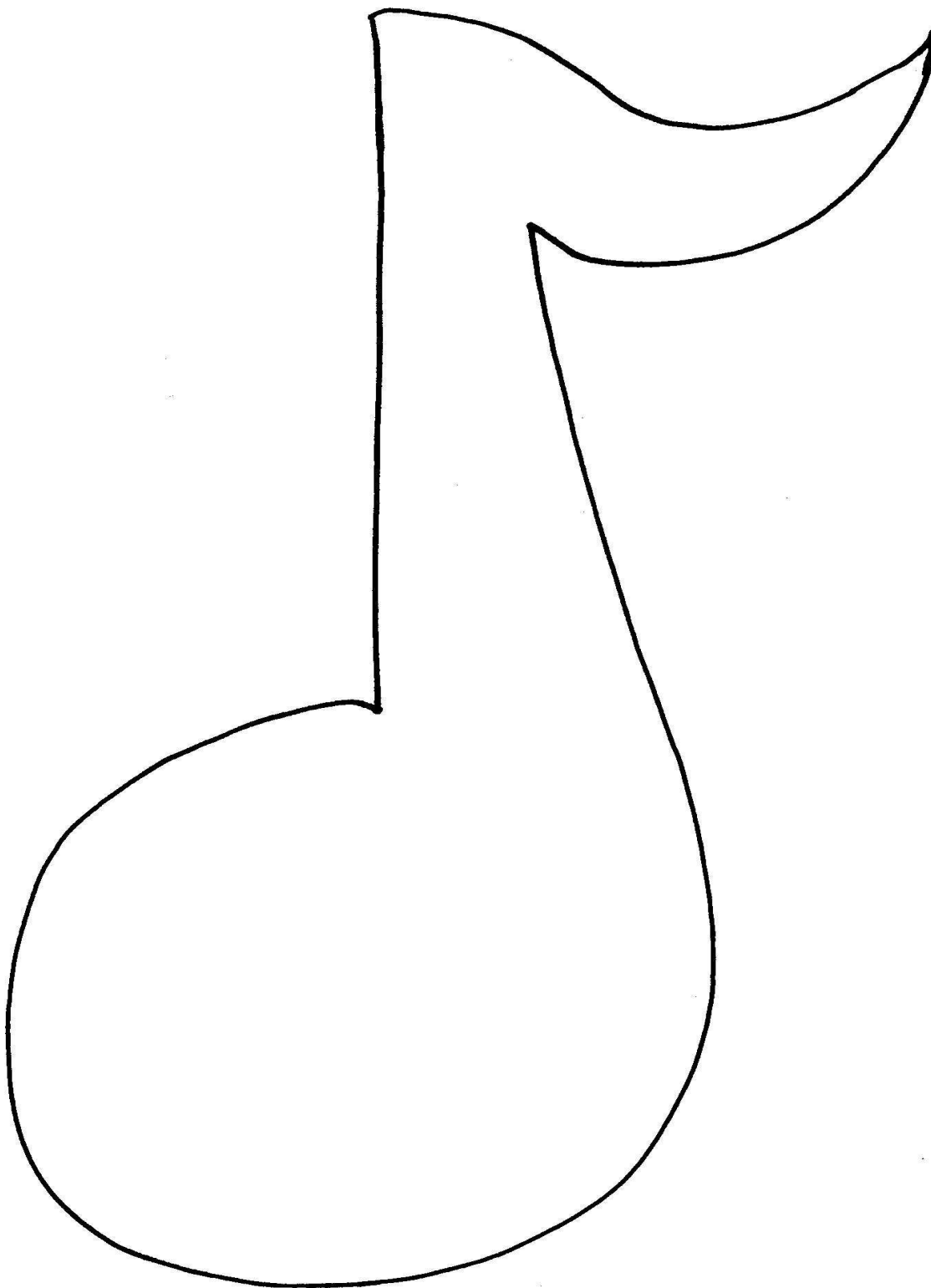


Poster Cut-out
Any light color

Banner Symbol
Any color



30th Sunday Ordinary Time
Oct 28, 2018 Cycle B



Offertory Symbol
30th Sunday Ordinary Time Cycle B

Parent Letter

Thirtieth Sunday of Ordinary Time

Today your children heard a simplified version of the same readings that you heard: Jeremiah 31:7-9 and Mark 10:46-52

To reinforce at home:

Today we talked about praising God for all the good things He does for us. Our symbol was a musical note to show our joy and happiness.

Activities to do at home:

- *Pray together to thank God for something special in your day today.
- *Tell your child one thing God has done that has always amazed you.
- * Sing your favorite praise or worship song together.

Thank you for sharing your children!

Children's Liturgy Instructions

Thirty-First Sunday in Ordinary Time Cycle B

Welcome children to their worship space.

Ask them to get their carpet squares and sit down in a circle.

Introduce yourself and your helpers.

Ask children to add their names to the cutouts () provided. Remind the children that we are making a poster for each Sunday and that they will sign a cutout and glue it on when they are here .

Introduce

Explain: Today is the Thirty-first Sunday of Ordinary Time.

Ask: Does anyone remember what our symbol was for last Sunday? (musical notes) And what did it mean? <it stood for praising God for all the good things he does for us!>

Explain: Last week, the Gospel told us about a blind man that Jesus cured. He was very pleased and told everyone how wonderful Jesus was. The musical notes remind us that singing is a great way to praise God.

Introduce symbol

Say: Today's readings are about the laws God gave us to live by. Our symbol <hold up symbol - two hearts > represents the most important law..

Ask: Does anyone remember the name of the laws that were given to us by God in the Old Testament? <Commandments> Which Old Testament prophet did God give them to? <Moses>

Ask: Today's poster, which comes straight from the Gospel, says <Love the Lord with all your heart, mind and strength> What could that mean to us?

Say: In the Gospel today, Jesus talks about the most important Commandment. Let's see if we can understand what that is.

Introduce readings

We have three readings today.

Say: Let's light the candle to show that we are ready to listen to the Words of God.

Say: Today's first reading is from the Old Testament, the book of Deuteronomy. (Deuteronomy 6:2-6) It tells about the prophet who received the Commandments. What is another word for Commandments? <rules, laws> In this reading, Moses tells the Israelites about God's laws. He tells them what will happen if they follow all of God's Commandments.

Have the reader read the first reading.

Ask: What did you hear Moses tell the Israelites? What do you think this might mean to us today?

Say: Now it is time for the Responsorial Psalm. Your part is to say:

I love you, Lord, my strength.

Say: The second reading is from the letter to the Hebrews. (Heb 7:26) This reading is a very short part of the letter to the Hebrews and reminds us how important Jesus is.

Have the reader read the second reading.

Say: Now we'll have the Gospel reading. The Gospel selection today is from the book of Mark. (Mark 12:28-31). When you hear the Gospel, remember that He brought a whole lot of new ideas to the peo-

ple of his time. Do you remember what religion many of the people he spoke with belonged to? It was the religion that Jesus himself belonged to. <Judaism> The Jewish faith is our own tradition, too. The Old Testament in our Bible is the Jewish Scripture.

So Jesus spent a lot of his time trying to teach the religious leaders about the new ideas about faith. Many of the religious leaders asked Jesus questions, trying to understand new ways of looking at the important ideas about God's laws. And in this reading, they wanted to know what the most important commandment was. Listen to what Jesus had to say.

Say: Now we will get ready to hear the Gospel
(hold up card) **Alleluia! Alleluia!**

Have the reader begin: "a reading from the holy gospel....."

All respond: Lord, let your Word be in my mind <make cross on forehead>, on my lips <make cross on lips>, and in my heart <make cross on heart>

Read: Read the Gospel

Ask: What did Jesus say was most important? <love> He spoke of two kinds of love, didn't he? Who are we supposed to love? <God and everyone> How did he say to love others? <as much as we love ourselves> What do you think this tells us about loving ourselves? <that is important to love ourselves, too> Do you think we can love others if we don't love ourselves?

Explain: So, #1 - love God with everything you have and #2 - love everyone else as much as you love yourself

Hand out the symbols to color and cut out. (The symbol is a heart)

Explain: Color this symbol of the heart and bring it to the altar (don't forget to put your name on the back!) to show that we have learned about what the Scripture tells us about the most important one of God's laws.


Ask: What can you do this week to show your love for God or for others? If you can, write one way to show love on the back of your symbol.

If there is time, ask questions and go over the lessons one more time to help the children remember.

While they are coloring, explain how we will go back into the church, up to the front with our gifts and rejoin our families.


Count out the parent letters and hand-outs to go home.

Give out stickers and hand-outs as they leave.




Poster Cut-out
pink

Banner Symbol
Pink or red



31st Sunday Ordinary Time
Nov 4, 2018 Cycle B



Offertory Symbol
Feast of All Saints Cycle B

Parent Letter

31st Sunday Ordinary Time B

Today your children heard a simplified version of the same readings that you heard.

Deuteronomy 6: 2-6

Hebrews 7:26

Mark 12:28-31

To reinforce at home:

Today's readings emphasized the special laws that God gave us to make our lives better. In the Jewish Scriptures, Moses received the Commandments and told us that if we lived by these laws, we would be happy and fulfilled. Jesus explained those laws further by reminding us of the most important ways to be close to God. One word, LOVE, sums up the greatest of the Commandments. Jesus told us the two most important things to remember: love God with everything you have and love everyone else as much as you love yourself.

Activities to do at home:

Help your child write a letter to show love to someone special in their life.

Together with your child, write a special prayer that tells God how much you love him. Say it together at bedtime.

Thank you for sharing your children!

Thirty-second Sunday in Ordinary Time Cycle B

Welcome children to their worship space.

Ask them to get their carpet squares and sit down in a circle.

Introduce yourself and your helpers.

Ask children to add their names to the cutouts (coins) provided. Remind the children that we are making a poster for each Sunday and that they will sign a cutout and glue it on when they are here .

Introduce

Explain: Today is the Thirty-second Sunday of Ordinary Time.

Ask: Does anyone remember what our symbol was for last Sunday? (heart) And why did we have a heart? < to represent love> Does anyone remember the two important things Jesus had to say about love? <that the most important commandment is LOVE - to love God with everything you have and to love others as much as we love ourselves>

Introduce symbol

Say: Today's readings are about being generous. Can anyone tell me what the word generous means? <to share well, not to keep everything to ourselves> Our symbol <hold up symbol - a coin> represents giving.

Explain: Today's poster says <God wants us to be generous with the gifts He gave us>

Ask: So we know what the word generous means - what kinds of gifts would God want us to be generous with? <money, love, talents, time, toys, food, etc.>

Introduce readings

We have two readings today.

Say: Let's light the candle to show that we are ready to listen to the Words of God.

Say: Today's first reading is from the Old Testament, the first book of Kings. (1 Kings 17:10-16)

Explain: This is a story about one of the prophets. You may remember hearing about the prophet Elijah. We have had a reading within the last month or so about ravens bringing food to Elijah. Today's reading tells about something that happened when Elijah asked a poor woman to share her bread with him. Listen closely so you can hear what she did.

Have the reader read the first reading.

Ask: So what happened here? What did the woman do? <she shared everything she had with Elijah> And then what happened? <she always had enough food after that> Was this woman generous? <yes> Do you think it was easy for her to share this bread with Elijah? Why or why not?

Explain: This woman had to have something very important in order to share as much as she did. She had to have FAITH. She had to trust that God would take care of her. Believing in God makes it easier to be generous.

Say: Now it is time for the Responsorial Psalm. Your part is to say:

Praise the Lord, my soul!

Say: Next we'll have the Gospel reading. The Gospel selection today is from the book of Mark. (Mark 12:41-44). In the Gospel today, Mark tells us about something another widow did and what Jesus said about it.

Ask: Does anyone know what a widow is?

Explain: In many times in history, particularly biblical times, women needed men to take care of them. Women cared for the home and family and men took care of finding the money and the food for them to live on. So a widow was usually very poor. Usually a widow did not own very much at all. Let's listen to the words Mark wrote and hear about what happened to this particular widow.

Say: Now we will get ready to hear the Gospel
(hold up card) **Alleluia! Alleluia!**

Have the reader begin: "a reading from the holy gospel....."

All respond: Lord, let your Word be in my mind <make cross on forehead>, on my lips <make cross on lips>, and in my heart <make cross on heart>

Read: Read the Gospel

Ask: What happened here? <there were many rich people giving a lot of money to the church and a widow who only put in a little money > What did Jesus say have to say about this woman's gift? <that her gift was bigger because she had much less to give> What did that mean? <it means that it was harder for her, she was more generous, she gave up money that she needed>

Explain: She had to trust that God would provide what she needed to live on. She was much more generous than the rich people because she had nothing left over. She gave all she had. God wants us to be able to give a lot, too. He wants SHARING to be more important than KEEPING.

Hand out the symbols to color and cut out. (The symbol is a coin)

Explain: Color this symbol of the coin and bring it to the altar (don't forget to put your name on the back!) to show that we have learned about what the Scripture tells us about being generous


Ask: What can you do this week to share with others. If you can, write that on the back of your symbol.

If there is time, ask questions and go over the lessons one more time to help the children remember.

While they are coloring, explain how we will go back into the church, up to the front with our gifts and rejoin our families.


Count out the parent letters and hand-outs to go home.

Give out stickers and hand-outs as they leave.



Poster Cut-out
any light color

Banner Symbol
Gold foil



32nd Sunday Ordinary Time
Nov 11, 2018 Cycle B

Parent Letter

32nd Ordinary Time Cycle B

Today your children heard a simplified version of the same readings that you heard.

Kings 17:10-16
Mark 12:41-44

To reinforce at home:


Today's readings told us about generosity and faith. The women that we heard about today shared everything they had to give. Both women possessed a tremendous amount of faith in order to give so much. The Gospels call us to trust in God and to be generous in donating our time, talents and other gifts that God so generously gave to us.

Activities to do at home:

Help your child choose one or two toys that they can give to someone who has less than he or she does.

Together with your child, think of a way to save some money this week and choose a place to share it. Maybe you could give up some soft drink or snack money for the week and donate it to a cause your child is interested in.

Thank you for sharing your children!



Offertory Symbol
32nd Sunday Ordinary Time Cycle B

Children's Liturgy Instructions

Thirty-third Sunday in Ordinary Time Cycle B

Note: [today's readings are hard to understand, especially for little ones. The focus should be on acting with love and going to heaven. That is what we are promised when we make the right choices. You may get questions about death, heaven, hell, etc. Be prepared to handle them lightly, but remember to be positive, honest and comforting - never frightening. As followers of Jesus, we are promised eternal life]

Welcome children to their worship space.

Ask them to get their carpet squares and sit down in a circle.

Introduce yourself and your helpers.

Introduce

Explain: Today is the Thirty-third Sunday of Ordinary Time.

Ask: Does anyone remember what our symbol was for last Sunday? (a coin) And what did it mean? <it represented generosity. God asks us to be generous with the gifts He gives us>

Introduce symbol

Say: Today's readings are about the everlasting life that awaits us with God. Our symbol <hold up symbol - star> represents how beautiful we are when we behave the way God asks us to.

Ask: How does God ask us to act? <nice, with love, be generous, kind, etc.>

Say: Now we are going to practice the Responsorial Psalm, that part between the readings where you get to help. The Responsorial Psalm comes from the Bible just like our readings do. Today's psalm is: **Keep me safe, O God, you are my hope.** Can you say this with me? <Have the children repeat it.>

Introduce readings

Say: Let's light the candle to show that we are ready to listen to the Words of God.

Say: Today's first reading is from the Old Testament, the book of the prophet Daniel. (Dn 12:1-3) It is one of the stories in the Bible that tells us what will happen at the end of the world. The saying on our poster today is in this reading.

Have the reader read the first reading.

Say: Now it is time for the Responsorial Psalm. Your part is to say:

Keep me safe, O God, you are my hope.

Say: Next we'll have the Gospel reading. The Gospel selection today is from the book of Mark. (Mark 13:24-32). In this reading, like the last one, we hear about the end of the world. It is hard to imagine that the world will end. Sometimes it's hard to imagine that there is a better world than this one. But we are told that heaven is so much better. And this is part of what we believe as Christians. Just like we believe that Jesus died and rose for our sins, we believe that one day we will be with God in heaven.

Say: Now we will get ready to hear the Gospel
(hold up card) **Alleluia! Alleluia!**

Have the reader begin: "a reading from the holy gospel....."

All respond: Lord, let your Word be in my mind <make cross on forehead>, on my lips <make cross on

lips>, and in my heart <make cross on heart>

Read: Read the Gospel

Ask: What do you think about this reading? You are the shining stars in God's heaven.

Hand out the poster and Offertory symbols to color and cut out. (The symbol is a star) Remind the children to put their names on the back of the smaller poster symbols so that they can make the poster together.

Explain: Color this symbol of the star and bring it to the altar (don't forget to put your name on the back!) to show that we have learned about eternal life.


Ask: What can you do this week to show that you know how to act out of love? If you can, write that on the back of your symbol.

If there is time, ask questions and go over the lessons one more time to help the children remember.


While they are coloring, explain how we will go back into the church, up to the front with our gifts and rejoin our families.

Count out the parent letters and hand-outs to go home.

Give out stickers and hand-outs as they leave.




Poster Cut-out
Yellow or gold



Banner Symbol
Gold foil

33rd Sunday Ordinary Time
Nov 18, 2018 Cycle B



Offertory Symbol
33rd Sunday Ordinary Time
Cycle B

Parent Letter

Thirty-Third Sunday of Ordinary Time

Today your children heard a simplified version of the same readings that you heard: Daniel 12:1- 3 and Mark 13:24-32

To reinforce at home:

Today's readings are very hard for us to understand and harder yet for your children. Since they are about the end of the world, there is a potential for them even to be frightening. Our focus is on the eternal reward that God promises us. We are asked to do the best we can every day and God will take care of us.

Activities to do at home:

*Help your child understand heaven by dreaming up the greatest place he or she would ever want to be. Maybe a place filled with all the chocolate you could ever want.... Or a place where no one is in pain. A place greater than our limited human imaginations can create is the reward we are promised for believing in Jesus.

*Think of one thing you can do together this week to act out of love toward someone else.

Thank you for sharing your children!

Christ the King Sunday Cycle B

Welcome children to their worship space.

Ask them to get their carpet squares and sit down in a circle.

Introduce yourself and your helpers.

Introduce

Explain: Today is the last Sunday of Ordinary Time, the feast of Christ the King. Today we celebrate that Jesus Christ is king, a special kind of king. Next week we begin a new season, the season of Advent.

Ask: Does anyone remember what our symbol was for last Sunday? (star) And what did it mean? The star represented the wonderful life God has ready for us in heaven.

Introduce symbol

Say: Today's readings are about our King. Who would that be? <Jesus> Our symbol <hold up symbol - crown> represents the special kind of king that Jesus is.

Say: Now we are going to practice the Responsorial Psalm, that part between the readings where you get to help. The Responsorial Psalm comes from the Bible just like our readings do. Today's psalm is: **The Lord is King; he is robed in majesty.** Can you say this with me? <Have the children repeat it.>

Introduce readings

Say: Let's light the candle to show that we are ready to listen to the Words of God.

Say: Today's first reading is from the Old Testament, the book of the prophet Daniel. (Dn 7:13-14) This reading is about a vision of the prophet Daniel. Does anyone know what a vision is? <like a dream> Remember, this is a story from the Jewish Scripture so Daniel lived a very long before Jesus.

Explain: Daniel had a vision about Jesus being the King of Heaven. Let's hear what Daniel had to say about kings.

Have the reader read the first reading.

Ask: What did you hear about Jesus the King? <He would be honored in heaven, given power by God, rule forever, everybody worships Him, His kingdom would never be destroyed.>

Say: Now it is time for the Responsorial Psalm. Your part is to say:

The Lord is King; he is robed in majesty.

Say: Next we'll have the Gospel reading. The Gospel selection today is from the book of John. (John 18:33-37). For the last month or so, we have been hearing readings from the book of Mark, Today is a special Sunday, so we hear from John. We have heard this passage from John earlier this year on a Sunday when many of you were here. Listen closely and see if you can remember when you might have heard this passage before.

Say: Now we will get ready to hear the Gospel
(hold up card) **Alleluia! Alleluia!**

Have the reader begin: "a reading from the holy gospel....."

All respond: Lord, let your Word be in my mind <make cross on forehead>, on my lips <make cross on

lips>, and in my heart <make cross on heart>

Read: Read the Gospel

Ask: Does anybody remember when we read this before? It was right before a great feast. <Lead the children to remember the great feast of EASTER and then to identify the Sunday before it - Palm Sunday - when this Gospel passage was read.> What does this passage tell us?

Hand out the poster and Offertory symbols to color and cut out. (The symbol is a crown) Remind the children to put their names on the back of the smaller poster symbol so that they can make a poster together.

Explain: Color this symbol of the crown and bring it to the altar (don't forget to put your name on the back!) to show that we have learned about Jesus, our king.


Ask: What can you do this week to show that you believe that Jesus is your king? If you can, write that on the back of your symbol.

If there is time, ask questions and go over the lessons one more time to help the children remember.

While they are coloring, explain how we will go back into the church, up to the front with our gifts and rejoin our families.

Count out the parent letters and hand-outs to go home.

Give out stickers and hand-outs as they leave.




Poster Cut-out
Pastel colors

Banner Symbol


Suggested colors:

Yellow or Gold Foil crown

'Jewel' Colors or stick-on plastic 'jewels' as decoration



Feast of Christ the King
Nov 25, 2018 Cycle B



Offertory Symbol
Feast of Christ the King
Cycle B

Parent Letter

Christ the King Sunday

Today your children heard a simplified version of the same readings that you heard: Daniel 7:13-14 and John 18:33-37

To reinforce at home:

Today's readings told us about Jesus as our King! We emphasized to the children that Jesus' kingdom was not like the kingdoms here on earth. Jesus is a much more important king, the king of heaven, the king of our hearts.

Activities to do at home:

*Help your child think of ways that we show that Jesus is our king. Examples would be: to tell a friend about Him, to ask Him for help, to make up a song about Him, to thank Him for something He did, etc.

*Together with your child, write a letter to Jesus thanking Him for the good things He has done for your family.

Thank you for sharing your children!

Copyright September 2003 Kay Vanatta revised 2018
Purchase of this manual entitles the purchaser to make copies to use in a specific liturgical
setting. Copying this manual whole or in part for another parish or user is prohibited.
Thank you for protecting my work!
