

# Central Sewing Machines

## 2017 SPRING/SUMMER SEWING CLASSES

Authorized Dealer for Baby Lock, Bernina, Brother, Elna, Handi Quilter, Husqvarna Viking

### SOUTH

8649 63 Avenue  
Ph 780.469.1147  
Toll Free 866.469.1147

[www.centrasewing.com](http://www.centrasewing.com)

### WEST

10642 170 Street  
Ph 780.486.0047  
Toll Free 877.486.0047



## In This Issue:

Embroidery .....	page 2
Getting to Know.....	page 2, 3, 4
Home Decor .....	page 4
Learn to Sew.....	page 5
Long Arm Classes.....	page 5, 6
Quilting .....	page 6, 7, 8
Serger.....	page 8
Sewing.....	page 9
Software.....	page 9
Waldorf Doll Workshop.....	page 10
Wardrobe Essentials .....	page 10, 11

**For the most up-to-date information on classes, including new listings, photos, class dates, times and pricing or to book online, visit our website at: [www.centraisewing.com/classes](http://www.centraisewing.com/classes)**

## Embroidery

### Embroidery 101

Bev Shumilak

A MUST for all embroidery machine owners! Tips, tricks & techniques to make your embroidery successful & rewarding. Learn about stabilizers, needles & hooping to eliminate the possibility of error. Different hooping methods will make hooping a snap. We will end with an embroidery formula to ensure success in every project you do. This is a lecture/demo class.

South	Sat April 22	9:30a-12:30p
West	Thur May 11	9:30a-12:30p
Cost	\$ 27.00	

### Embroidery and the Internet

Bev Shumilak

You have an embroidery machine and a computer but where do you go from there? Learn how to locate everything embroidery-oriented on the Internet. Topics include: free embroidery designs, locating websites, purchasing online, search engines, computer organization, saving, printing, downloading plus much more!

West	Thur May 11	1:30p - 4:30p
South	Thur June 1	9:30a-12:30p
Cost	\$ 27.00	

### Embroidery Fearless

Virtual Webinars are fun and informative, join us at each monthly webinar to see first hand how to create each project. Each monthly class go home with a DVD of project notes & files. This is a monthly club that focuses on Machine Embroidery.

South	Sat April 22, May 13, Jun 3, Aug 12	1:30pm-3:30p
West	Thur April 27, May 18, Jun 8, Aug 17	1:00p-3:00p
Cost	\$ 98.00/ 7 classes. Remaining dates to follow	

## Secrets to Multi-Hooping in Embroidery

Jaime Shumilak



In this class you will become an expert of multi-hooping so your design placement is perfect every time. We will be embroidering multiple designs on a

pre-made apron or tea towel(s), and in the end you will have a "cheat-sheet apron" or towel to reference in the kitchen!

South	Sat May 27	10:00a -3:30p
West	Sat Jun 3	10:00a -3:30p
Cost	\$ 65.00	

## Getting to Know

### Getting To Know Your Babylock Sewing Machine

In this class, we will learn about the accessories that came with your machine. We will discuss the functions of your machine, maintenance and learn some techniques. The following week will cover some additional feet, special techniques and programming.

West	Tue April 4	6:00p-9:00p
	Tue April 11	6:00p-9:00p
South	Thur April 6	6:00p-9:00p
	Thur April 13	6:00p-9:00p
South	Wed April 19	1:00p-4:00p
	Wed April 26	1:00p-4:00p
South	Wed May 10	1:00p-4:00p
	Wed May 17	1:00p-4:00p
West	Tues May 16	1:00p-4:00p
	Tues May 23	1:00p-4:00p
South	Thur June 1	1:00p-4:00p
	Thur June 8	1:00p-4:00p
West	Tue June 13	6:00p-9:00p
	Tue June 20	6:00p-9:00p
Cost	\$ 55.00 or FREE with machine purchase	



### Getting To Know Your Babylock Embroidery Machine

You will learn about stabilizers, threads, etc to make your machine embroidery awesome! We will also cover how to transfer embroidery designs to your machine.

West	Tue April 18	1:00p-4:00p
South	Sat April 29	9:30a-12:30p
South	Wed May 24	1:00p-4:00p
West	Tue May 30	1:00p-4:00p
South	Sat June 17	9:30a-12:30p
West	Tue June 27	6:00p-9:00p
Cost	\$ 55.00 or FREE with machine purchase	



### Getting To Know Your Brother Sewing Machine

In this class, we will learn about the accessories that came with your machine, we will discuss the functions of your machine, maintenance and learn some techniques. The following week will cover some additional feet, special techniques and programming.

West	Tue April 4	6:00p-9:00p
	Tue April 11	6:00p-9:00p
South	Thur April 6	6:00p-9:00p
	Thur April 13	6:00p-9:00p
South	Wed April 19	1:00p-4:00p
	Wed April 26	1:00p-4:00p
South	Wed May 10	1:00p-4:00p
	Wed May 17	1:00p-4:00p
West	Tue May 16	1:00p-4:00p
	Tue May 23	1:00p-4:00p
South	Thur June 1	1:00p-4:00p
	Thur June 8	1:00p-4:00p
West	Tue June 13	6:00p-9:00p
	Tue June 20	6:00p-9:00p

Cost \$ 55.00 or FREE with machine purchase



### Getting To Know Your Brother Embroidery Machine

You will learn about stabilizers, and threads to make your machine embroidery awesome! We will also cover getting embroidery designs to your machine.

West	Tue April 18	1:00p-4:00p
South	Sat April 29	9:30a-12:30p
South	Wed May 24	1:00p-4:00p
West	Tue May 30	1:00p-4:00p
South	Sat June 17	9:30a-12:30p
West	Tue June 27	6:00p-9:00p

Cost \$ 55.00 or FREE with machine purchase

### Getting To Know Your Bernina Sewing Machines

In this class, we will learn about the accessories that came with your machine, we will discuss the functions of your machine, maintenance and learn some techniques. The following week will cover some additional feet, special techniques and programming.

South	Thur April 20	1:00p-4:00p
	Thur April 27	1:00p-4:00p
West	Tue April 25	1:00p-4:00p
	Tue May 2	1:00p-4:00p
West	May 23	6:00p-9:00p
	May 30	6:00p-9:00p
South	June 1	6:00p-9:00p
	June 8	6:00p-9:00p

Cost \$ 55.00 or FREE with machine purchase



### Getting To Know Your Bernina Embroidery Machine

You will learn about stabilizers, threads, etc to make your machine embroidery awesome! We will also cover how to transfer embroidery designs to your machine.

South	May 5	1:00p-4:00p
West	May 9	1:00p-4:00p
West	June 6	6:00p-9:00p
South	June 15	1:00p-4:00p

Cost \$ 55.00 or FREE with machine purchase

### Getting To Know Your Coverhem

In this class, you will learn the basics of your coverhem machine. Join Linda for tips and tricks on getting the most out of your coverhem.

South	Sat May 27	1:30p-3:00p
-------	------------	-------------

Cost \$ 55.00 or FREE with machine purchase

### Getting To Know Your Husqvarna Sewing Machine

In this class, we will learn about the accessories that came with your machine. We will discuss the functions of your machine, maintenance and learn some techniques. The following week will cover some additional feet, special techniques and programming.

South	Thur April 6	1:00p-4:00p
	Thur April 13	1:00p-4:00p
West	Tue April 18	6:00p-9:00p
	Tue April 25	6:00p-9:00p
South	Wed May 3	6:00p-9:00p
	Wed May 10	6:00p-9:00p
West	Tue Jun 6	1:00p-4:00p
	Tue June 13	1:00p-4:00p

Cost \$ 55.00 or FREE with machine purchase



### Getting To Know Your Husqvarna Embroidery Machine

You will learn about stabilizers, threads, etc to make your machine embroidery awesome! We will also cover how to transfer embroidery designs to your machine.

South	Sat April 29	1:30p-4:00p
West	Wed May 2	6:00p-8:30p
South	Thur May 18	6:00p-8:30p
West	Tue June 20	1:00p-3:30p

Cost \$ 55.00 or FREE with machine purchase

### Getting To Know Your Sewing Machine

Become friends with your sewing machine! This course covers everything from general maintenance to the use of a variety of stitches and machine adjustments.

West	Tue April 4	1:00p-4:00p
	Tue April 11	1:00p-4:00p
South	Wed April 5	1:00p-4:00p
	Wed April 12	1:00p-4:00p
South	Wed April 5	6:00p-9:00p
	Wed April 12	6:00p-9:00p
South	Thur May 4	1:00p-4:00p
	Thur May 11	1:00p-4:00p
South	Thur May 4	6:00p-9:00p
	Thur May 11	6:00p-9:00p
West	Tue May 9	6:00p-9:00p
	Tue May 16	6:00p-9:00p
South	Wed June 7	1:00p-4:00p
	Wed June 14	1:00p-4:00p
South	Wed June 7	6:00p-9:00p
	Wed June 14	6:00p-9:00p
Cost	\$ 55.00 or FREE with machine purchase	

### Getting To Know Your Serger

In this class you will learn the parts of your serger, your accessories, threading and basic 3 and 4 thread techniques.

South	Fri April 7	1:00p-4:00p
South	Thur April 20	6:00p-9:00p
West	Tue April 25	1:00p-4:00p
West	Tue April 25	6:00p-9:00p
South	Wed May 3	1:00p-4:00p
West	Tue May 23	1:00p-4:00p
West	Tue May 23	6:00p-9:00p
South	Thur May 25	6:00p-9:00p
West	Tue June 20	1:00p-4:00p
West	Tue June 20	6:00p-9:00p
South	Thur June 22	1:00p-4:00p
Cost	\$ 55.00 or FREE with machine purchase	



### Getting To Know Your Ovation Serger

We will go through Chainstitch, various Wave Stitches and uses for various size Coverhems. You must have taken "Getting To Know Your Serger" for the basic threading techniques.

South	Fri June 9	1:00p-4:00p
Cost	\$ 55.00 or FREE with machine purchase	

### Getting To Know Your Sweet 16

Patty Bowser

Learn how to use your Sweet 16 from an expert. She will give you hints, tips and techniques to make your quilting faster, easier and more professional.

West	Wed April 5	1:00p-4:00p
South	Tue April 11	6:00p-9:00p
South	Fri May 12	1:00p-4:00p
West	Tue May 16	6:00p-9:00p
Cost	\$ 55.00 or FREE with machine purchase	



## Home Decor

### Basket

Paddi Sprecher



Grab 2 fat quarters, thread to match, and 4 big buttons. These make great gift baskets or decorations.

West	Wed April 26	1:00p-4:00p
Cost	\$ 34.00	

### Experience the Far East with Sashiko

Mila de Regt




We would like to invite everyone interested in new experiences to join us to explore Far East culture through Sashiko decorative stitches. Join us to learn about the specialized machines and see the beautiful results.

South	Wed May 3 & 10	6:00p-9:00p
Cost	\$ 54.00	

### Hot Dog Pillow Case

Brandie Mikla



Join Brandie and learn how to make a quick and easy pillowcase. The "hot dog" pillowcase is a clever pattern that leaves no raw edges exposed. Bring a fun fabric and make one, or many.

South	Sat May 20	9:30a-3:30p
Cost	\$ 45.00	

**For the most up-to-date information on classes, including new listings, photos, class dates, times and pricing or to book online, visit our website at:**  
[www.centra Sewing.com/classes](http://www.centra Sewing.com/classes)



# Thank you Linda!!

Join all of us at Central Sewing in wishing Linda Ferguson the best as she prepares to retire in June after 20 years



Don't forget to register in her classes before they are gone!

## Learn To Sew

### Learn To Sew 1 & 2

Beginning sewers will learn the basic sewing techniques; sewing machine operation, fabrics, reading commercial patterns, alterations, laying out a pattern and construct 2 simple garments. Sewers with some experience will increase their skills by learning about zippers, buttonholes, buttons and pockets, or an individual project.

West Pat Doerkson  
Wed April 26 Orientation 10:00a-11:00a  
May 3 - June 14 10:00a-1:00p  
Cost \$ 185.00

### Learn To Sew 2 & 3

Using your selected pattern for a blouse, skirt, pants or jacket, learn to sew in zippers, buttons and buttonholes, sleeves, pockets and linings.

South Barb Emerson  
Mondays April 10 - June 19 6:00p-8:30p  
No Class April 17, May 22  
Cost \$ 185.00

## Long Arm Studio

### Beyond Meandering & Loops

Many longarmers start with a simple meander or loop design. These are simple shapes and patterns to stitch. Go further and learn 5 basic shapes of free motion quilting, how to use and combine them in a quilt.

Allison Spence  
South Fri Jun 2 9:30a-12:30p  
Cost \$ 125

### Borders and Bindings

No matter how beautiful the piecing, if the border isn't sewn on properly, the quilt won't lay flat. We'll discuss the importance of piecing quilt borders correctly for a perfectly flat quilt. We'll review a few methods of binding to achieve continuous binding and mitered corners. This is a lecture and demo class.

Allison Spence  
South Sat Jun 3 1:30p-4:30p  
Cost \$ 125.00

### Building A Longarm Business

Joan Smith

Do you love quilting and want to explore the possibility of turning it into a profitable home business? Learn the steps to find out if this is right for you, and how to make it work. Start out knowing whether you can make a return on your investment and how to create a plan that provides a road map to achieve your goals; whether it is only one quilt a month for friends and family for a small fee, or to earn a living quilting for others. Find out how to define your mission, the steps to achieve it, knowing what to consider to market your services profitably, right from getting started, to making important decisions. How and what to know; from tools, design issues and thread inventory, to service and pricing that makes for happy customers. Ways to deal with our customers quilt issues, and handle the decisions required as small business owners, while getting to know your quilt customer's wants and needs when it comes to dealing with their treasured quilt tops.

South Tue April 25 10:00a-3:00p  
Cost \$ 150.00

### Catch the Wave!

Connie Anderson

Learn the secrets to using the fabulous new wavy rulers (6 in total) that produce a myriad of design ideas in many unexpected ways! Make a sampler in class that will continue to inspire you! Please bring 1 or 2 rulers with you to class.

South Mon May 29 1:00p-4:00p  
Cost \$ 100

### Central's Longarm Club

Connie Anderson

Our longarm club is growing! Don't miss out on the sharing and education directed by Connie Anderson. Learn about products and gadgets designed to make your longarm quilting fun and easy. Get advice from other quilters and grow in knowledge, expertise and enjoyment of longarm quilting!

South Sat April 22 1:00p-3:00p  
Sat May 20 1:00p-3:00p  
Cost \$ 15.00/week



**Free Motion Freedom, Skill Building** Joan Smith  
 Move your skills up from pantographs to confident free motion quilting. Learn methods to select and stitch custom free motion designs to suit each quilt. Whether finishing quilts for friends, family, customers or comfort quilts for charity, learn to fill each quilt top quickly with unique free motion quilt designs. Start working with rulers, stencils, marking tools, forming a feather and learn how to stitch your binding on your long arm. Learn to use channel locks for a modern quilt effect.  
 South Wed Jun 14 10:00a-4:00p  
 Cost \$ 150.00

**Long Arm Degree Program** Connie Anderson  
 Join Connie as she takes you on a journey from beginner long arm quilter to a confident skilled artist. This training will give long arm quilters an opportunity to hone and advance their skills. There are 12 courses in the entire degree program. The second set of four will be covered this semester:

- Simple Freehand Design in Borders
- Laser Work
- Design Transfer by Marking
- Ruler Work


Long Arm degree graduates receive 10% off in stock notions for 1 year following the last class in the program.

South	Fri April 28	1:00p-4:00p
	Fri May 12	1:00p-4:00p
	Fri June 9	1:00p-4:00p
	Fri June 30	1:00p-4:00p

Cost \$ 450 / 4 classes

**Making the Longarm Work for You** Joan Smith  
 Whether your a new HQ owner planning to start a long arming business, or want to make the best use of your quilting machine rental time at CSM, Joan has the tips and techniques to move you to the next level of confidence and productivity to have fun using your longarm. If you are overwhelmed by your new HQ, or want to try quilting on a HQ rental, move from overwhelmed to comfortable in one class with Joan at your side all the way. From start to finish, learn hints and tips that will make each quilt a success. Learn to float through loading your quilt, starting small for big gains in achieving productivity and building confidence as a long arm quilter. Complete the baby or lap quilt top you bring to class while you learn the steps, from loading to finishing, using a pantograph design. We are all about finishing quilts.  
 South Fri May 19 10:00a-4:00p  
 Cost \$ 150.00

**Quilt It My Way** Allison Spence  
 Sometimes the hardest part of quilting is choosing your quilting designs. In this class we'll explore, discuss and practice a variety of quilting motifs and see how a little change can make a big impact. We'll also look at how to combine motifs for a unified and pleasing quilt finish.  
 South Fri Jun 2 1:30p-4:30p  
 Cost \$ 125.00

**Quilting From The Back** Allison Spence  
 This class will show you how to use paper pantographs to easily quilt on a longarm machine. Even if you have never used a longarm machine before, this class would be the perfect introduction. We'll quilt a charity quilt as practice.  
 South Sat Jun 3 9:30a-12:30p  
 Cost \$ 125.00

**TNT - Training Orientation for Longarm Rental**  
 Tension, Needles & Thread! This hands-on training will prepare you to finish your own quilts. Become a professional longarm quilter! This class is a prerequisite for Central's machine rental program. Includes 4 hours rental time.  
 South Tue April 11 1:00p-4:00p  
 West Fri April 28 1:00p-4:00p  
 South Thur May 4 1:00p-4:00p  
 South Tue May 23 1:00p-4:00p  
 West Wed June 7 1:00p-4:00p  
 South Sat June 24 1:00p-4:00p  
 Cost \$ 150.00

**Vintage Treasures** Joan Smith  
 Transform the vintage linens hiding in the back of your closet into quilted heirloom treasure. Combine crochet doilies, embroidered items and linen table covers; Joan will help you add free motion stitching to create beauty and dimension using the classroom Longarm. Learn to create elegant, vintage decor: bed runners, throw pillows, quilts. Join us for some transformational quilting. Bring your linens, batting, a back and a whole cloth or table cover for the top, no larger than 30" by 30" to create your own unique Vintage Heirloom Treasure in class.  
 South Thur Aug 17 10:00a-4:00p  
 Cost \$ 150.00



# Quilting

## 3 Styles of Applique by Machine Paddi Sprecher



This workshop will inspire you with a fun finished panel that can be a pillow or wallhanging. Using 3 different stitches on your sewing machine to make this fun flowery

panel that will wow your friends. Raw edge, blanket (or buttonhole) and satin stitch applique will all be taught in this workshop. Who knew it could be so easy? After this workshop, you will be decorating clothes, quilts, and home décor. Once you learn the techniques for applique, the sky is the limit.

West Sat May 27 1:00p-4:00p  
Cost \$ 37.00

## Alter Ego Lap Quilt Paddi Sprecher



Use a package of layer cakes (10"x10" squares) to create a fun lap quilt. This quilt top features half square triangles turned into hourglass and 4 patch. A great follow up to the Basic Quilt

Technique Workshop.

West Fri May 19 9:00a-2:00p  
Fri June 2 9:00a-2:00p

Cost \$ 70.00

## Appliquilt Workshop Joan Statz



Join Joan Statz, creator of Joan's Own Designs, for an informational weekend on appliquilting. In this weekend workshop, you can choose one of Joan's unique appliquilt wall-hanging patterns or design your own.

South April 28 & 29 9:30a-4:30p  
Cost \$ 110.00

## Basic Quilt Techniques Paddi Sprecher

This one day workshop is designed to get you started on the right quilting path. It can be your first time quilting or perhaps you want to improve your cutting, pressing and piecing skills. Learn how to get those points sharp. We will cover proper use of the rotary cutter, rulers, and pressing techniques.



You will master half square triangles, strip piecing, borders, stitching in the ditch, and binding. The best part is at the end you will have a beautiful table topper to show off your new skills.

West Sat April 22 9:00a-4:30p  
West Tue/Wed May 30/31 6:00p-9:00p  
Cost \$ 82.00

## Canadiana Table Runner Mila de Regt



It's Canada's milestone year and everybody is getting ready to celebrate. At this class

you will learn to create a quilt which could serve as a table runner or wall hanging.

West Tue June 6 6:00p-9:00p  
Tue June 13 6:00p-9:00p  
South Mon June 12 6:00p-9:00p  
Mon June 19 6:00p-9:00p  
Cost \$ 54.00

## Cat on the Courthouse Steps



This wall hanging by Carol Ingram incorporates an easy courthouse quilt block with raw-edge applique. You can use free-motion quilting or use the decorative stitches on your sewing machine to quilt.

South Sat July 29 9:00a-3:30p  
Cost \$ 54.00

## Christmas in July Spin Around Runner




Christmas in July is a good time to start your preparation with this beautiful and easy

to make runner. The runner top will please every eye when displayed on the Christmas table.

South Sat July 8 1:00p-4:00p  
West Sat July 15 1:00p-4:00p  
Cost \$ 27.00

## Convergence Wall Hanging Mila de Regt



Everyone knows Ricky Tims, right? Here is the opportunity to explore his convergence technique to create beautiful quilts. Never heard of it? Then come and join the class to learn more. It's a very creative way to

play with colors and fabric patterns.

South Mon April 24 6:00p-9:00p  
West Sat July 22 1:00-4:00p  
Cost \$ 27.00

## Free Motion Quilting Joan Statz

Learn free motion quilting Joan's way. In this class we will learn how to quilt many of the designs in Joan's new free motion quilting book as well as tips for successful free motion quilting.

South Sat May 20 9:30a-4:30p  
Cost \$ 65.00

## Hills and Valleys



This is one of the traditional quilting blocks. It is easy to learn and provide a perfect playground for learning basic quilting techniques. At the same time the pattern allows for a lot of creativity in terms of color and layout. A

perfect design for a cozy lap quilt for beginners.

South Monday May 1 Orientation 6:00p-7:30p

Mondays May 8-June 5 6:00p-9:00p

No class May 22

Cost \$ 144.00

Mila de Regt



## Skinny Pinwheel Runner



Mila de Regt



Fun, fun and more fun, that's what this class is going to be. A pretty pattern that

looks tougher than it is. Join your fellow quilters for a social date and play with your creativity.

West Tues April 18 6:00p-9:00p

South Wed June 7 6:00p-9:00p

Cost \$ 27.00

## Let It Snow Runner



What better way to spend a summer day than making snowflakes? These unique ones are made with paper piecing and all are different. You can even make your own personal versions.

Lois Miller



South Tues July 4 & 11 1:00p-4:00p

Cost \$ 54.00

## Stained Glass Table Runner



Get yourself ready for Christmas with this beautiful table runner. Add a celtic knot tree on the ends or a Christmas flower. Add a bit of elegance with silver or gold bias tape if you would like.

Lois Miller

South Sat July 8 & 15 1:00p-4:00p

Cost \$ 56.00

## Quilting Basics



Here is your chance to learn the basics of patchwork while making sample blocks into a table runner. Or if you are feeling ambitious and want to do some homework, it can become a small quilt or wall hanging. Strip piecing, half and quarter square triangles, sashing,

Lois Miller

borders and binding - you'll do it all.

South


Orientation Tues April 11 6:00p-7:30p

Tues April 18-May 30

6:00p-9:00p

Cost \$ 144.00

## Serenity Bargello Duck



Create this staggered Bargello wall hanging using a fearless piecing technique and pillowcase turn. Showoff your free motion quilting with decorative thread and raw-edge applique. This project is perfect for

Corinne Sutherland




showing off your favorite batiks!

South Sat June 17 9:00a-4:00p

Cost \$ 63.00

## Tailored Placemats



Pick a novelty print and a contrasting border and you're ready to set the table with these lovely bordered placemats. The best part, the back

Lois Miller

looks just as good as the front. If a spill happens, flip it over.

South Sat May 27 1:00p-4:00p

Cost \$ 27.00

## Serger

### Babylock Serger Feet

Linda Ferguson

This hands-on class will give you confidence with some of the specialty feet for your Baby Lock serger. Be amazed at the great results these feet will give your projects.

South Thur April 27 6:00p-9:00p

South Sat May 27 9:30a-12:30p

Cost \$ 27.00

Don't forget to book your classes online at [www.centraisewing.com/classes](http://www.centraisewing.com/classes)



**Flatlock Funtime...Designer Tote** Pat Doerkson  
It's super easy to create a "quilted" patchwork look! Use decorative threads to design your own colorful, traditional or funky flatlocked fabric tote for you or friends and family! Bonus - a fantastic quick method for lining the tote. For beginners or just as a serger refresher.

West Fri May 26 10:00a-3:00p  
Cost \$ 45.00

**Knits...Know-It-All!** Pat Doerkson  
Sergers make ladies, mens and kids fashion knit wear fast, fun and easy. Practice 3 thread serging, hems, and ribbings/facings. Learn why interfacings, and stabilizers enhance the end product. Great refresher for using your serger!

South Fri May 12 10:00a-3:00p  
Cost \$ 45.00



## Sewing

### Bernina Lifestyles Webinar

Improve your sewing skills by being exposed to different feet and accessories. There are 7 lessons that each focus on a new sewing technique, and the feet and/or accessories that make it effortless. Remaining dates to be announced

South Mon April 24 1:00p-3:00p  
Mon May 29 1:00p-3:00p  
Mon Jun 26 1:00p-3:00p  
Mon Aug 28 1:00p-3:00p

Cost \$ 98 /7 classes

### Infinity Scarf

Jaime Shumilak



Are you looking for a one-of-a-kind gift for friend, mother, or sister? Are you looking for an easy way to jazz up your outfit every day of the week? Make an infinity scarf! In this class, we will be making two separate infinity scarves (one is a no-cut scarf!). These scarves will make a perfect Christmas,

anniversary, or birthday gift!

West Sat July 8 1:00p-4:00p  
South Sat July 15 1:00p-4:00p  
Cost \$ 27.00

### Sewing Club

This unstructured space offers a place for people to bring their projects, machines etc and gather with friends or like minded individuals.



West Thur April 20 1:00p-4:00p  
Thur May 18 1:00p-4:00p  
Thur June 15 1:00p-4:00p  
South Fri April 21 1:00p-4:00p  
Fri May 26 1:00p-4:00p  
Fri June 16 1:00p-4:00p

Cost \$ FREE

### Zip It Up...pillow covers

Pat Doerkson

Practice the easiest methods for inserting an invisible zipper & hidden lapped zipper into cushion covers. You will complete 2 covers in class. These zipper methods are also great for garments as well!

West Fri April 28 10:00a-2:00p  
Cost \$ 45.00

## Software

### Bernina Software Inspirations

Bev Shumilak

Join Bev for this monthly club in Webinar format to learn more about your software. This class will focus on Version 8. Learn new software techniques each month and then take home a CD of project instruction and videos. Classes are held monthly.

South Tues April 18 10:00a-12:00p  
Tues May 16 10:00a-12:00p  
Tues Jun 20 10:00a-12:00p  
Tues Aug 15 10:00a-12:00p

Cost \$ 98 /7 classes. Remaining dates to follow

### Bernina Design Works DECODED

Bev Shumilak

Join us for webinars that demonstrate simple DesignWorks Software techniques to inspire the use of the DesignWorks tools. A CD will accompany each class.

South Tues April 18 1:00p-3:00p  
Tues May 16 1:00p-3:00p  
Tues Jun 20 1:00p-3:00p  
Tues Aug 15 1:00p-3:00p

Cost \$ 98 /7 classes. Remaining dates to follow

## Digitizing 101 with Bernina Software

Bring your laptop with the software installed and learn how to digitize from a graphic. The focus will be on "manual digitizing" of designs. You will learn what makes or breaks a design and how to overcome many of the obstacles beginning digitizers meet.

South Sat April 8 1:00p-4:00p  
Cost \$ 27.00



## Digitizing 101 with Premier+ Software

Bring your laptop with the software installed and learn how to digitize from a graphic. The focus will be on "manual digitizing" of designs. You will learn what makes or breaks a design and how to overcome many of the obstacles beginning digitizers meet.

South Fri April 28 1:30p-4:30p  
Cost \$ 27.00



## Premier+ Mystery

Bev Shumilak

Join Bev for these exciting mystery classes using the Premier+ Embroidery System from Husqvarna. Bring your computer with the Premier+ software installed and work through these mystery lessons.

South Fri May 19 1:30p-3:30p  
Cost \$ 19.00

## Wardrobe Essentials

### Beginner Bra Workshop

Jeanette Spornitz

This is a 2 day workshop which includes bra fitting as well as construction techniques for the basic full band bra. The first day begins with fitting, pattern alterations and theory on fabric and then on to cutting out the fabrics and begin sewing the bra. The second day is devoted to completion of the bra, trying on the finished product and making adjustments to patterns.

South Fri Jun 9 9:00a-5:00p  
Sat Jun 10 9:00a-5:00p  
Cost \$ 325.00 Includes Kit

### Cute Apron

Carla Noble



Have you ever wanted a cute apron for around the kitchen? I will teach you a fun and easy way to make a cute simple apron with endless options. In this class we will complete a cute apron that ties at the waist.

South Sat April 22 10:00a-3:30p  
West Sat Aug 12 10:00a-3:30p  
Cost \$ 45.00

### Elegant Tee

Linda Ferguson



Join Linda in creating a beautiful and simple Elegant Tee. This pattern is a one piece pattern with interchangeable parts to create a simple piece with style and elegance. Pattern included.

South June 17 1:00p-5:00p  
Cost \$ 54.00



# Waldorf Doll Workshop

Join Cathy, from Brambles and Blossoms for a one day beginner dollmaking workshop. This workshop will teach you how to make a 9" high waldorf inspired baby doll. This doll is floppy, slightly weighted, and teaches fabric jointing. Skills to be learned include head making, hand stitching, facial embroidery, stuffing techniques and how to create knotted hair.

South June 10 9:30a-4:30p  
Cost \$ 160.00 Including Kit



### One Piece Swimwear



Peak Fabrics, located in Calgary, specializes in outerwear and active wear fabrics. Join them and learn how to sew a one piece swim suit. Kits included in the cost of class.



South Sat Jun 3 10:00a-4:30p  
 Cost \$ 185.00



### Panty Draft and Construction Workshop

This is a 1 ½ day course where the students will draft, design and construct a pair of panties made to their measurements. Measurement taking and drafting will be take place in the first and second part of the workshop. Students will also learn how to adjust their patterns for different types of stretch fabrics. The students will learn the construction techniques for panties in the final part of workshop.

South Wed June 7 9:00a-5:00p  
 Thur June 8 9:00a-1:00p  
 Cost \$ 175.00 Includes Pattern

### The Ultimate Fitting/Sewing Retreat Ron Collins

Three days with Ron Collins for the ultimate fitting retreat. Is fitting your nemesis? Bring your favorite patterns and muslins and let's start fitting. Go home with patterns altered just for you.

South April 6-8 10:00a-4:00p  
 South April 10-12 10:00a-4:00p  
 Cost \$ 325.00

### Yoga Wear Peak Fabrics



Peak Fabrics, located in Calgary, specializes in outerwear and active wear fabrics. Join them and learn how to sew yoga pants that fit your body.



### Yoga Pants


South Fri Jun 2 1:00p-5:00p  
 Cost \$ 122.00 Includes pattern, and fabric

### Yoga Top

South Fri Jun 2 9:30a-12:30p  
 Cost \$ 105.00 Includes pattern, and fabric

## Youth Sewing

### Quilt Camp



Barb Emerson

Join Barb for a fantastic week of learning. This quilt camp will focus on making a rag quilt.

South Mon-Fri 10:00a-2:00p  
 July 10-14  
 South Mon-Fri 10:00a-2:00p  
 Aug 14-18  
 Cost \$165.00 Includes Kit

**Scissor Sharpening**  
**2 for 1**  
 May 1-5, 2017

**Presser Feet**  
**15% OFF**  
 June 5 - 9, 2017

**All Rulers**  
**20% OFF**  
 July 3 -7, 2017

**Packaged Stabilizer**  
 Buy 2 Get 1  
**FREE**  
 July 31-Aug 4, 2017

**Bobbins**  
**20% OFF**  
 Aug 21 - 25, 2017

**All Threads in stock**  
**25% OFF**  
 1st Monday of Each Month

**COUPONS**  
**Tune-up Special**  
 This coupon entitles you to a tune-up on your sewing machine or serger for only:  
**\$10. OFF**  
 Effective April 1-21/17  
 \*Parts & additional labour charges may apply  
 Only 1 coupon per person.  
 Coupons apply to in-stock items only.  
 Not valid with any other promotion.  
 Just mention this ad at the time of purchase.





# Central Sewing Machines

## FREE GETTING TO KNOW YOUR MACHINE CLASSES

With Machine Purchase

## ON-SITE REPAIRS

By Certified Technicians

## LARGE SELECTION OF MACHINES

A Machine for Every Budget  
Household and Industrial  
Sewing, Quilting and Embroidery



## Now In Stock

## Come Visit One of Our Stores!

### SOUTH

8649 63 Avenue

Ph 780.469.1147

Toll Free 866.469.1147

[www.centrasewing.com](http://www.centrasewing.com)

### WEST

10642 170 Street

Ph 780.486.0047

Toll Free 877.486.0047