


CFD Study of Full-Scale Aerobic Bioreactors

Evaluation of Dynamic O₂ Distribution, Gas-Liquid Mass Transfer and Reaction



**David Humbird, Hariswaran Sitaraman,
Jonathan Stickel, Michael A. Sprague,
Jim McMillan**

2016 AIChE Annual Meeting

November 18, 2016

San Francisco, California

Computational Science at NREL

HPC projects at NREL include:

- Molecular dynamics of cellulosic enzymes
- Inverse design for energy materials
- Wind energy simulations

Mechanistic modeling of biochemical conversion of biomass:

- Pretreatment, enzymatic hydrolysis, aerobic bioreaction
- Continuum-scale predictive modeling
- Based on relevant physical and chemical principles, while remaining computational efficient
- Support process design, parameter optimization, and estimation of operating costs
- Team of chemical engineers and computational scientists



Photo by Dennis Schroeder, NREL 27494

Peregrine is NREL's flagship HPC capability:

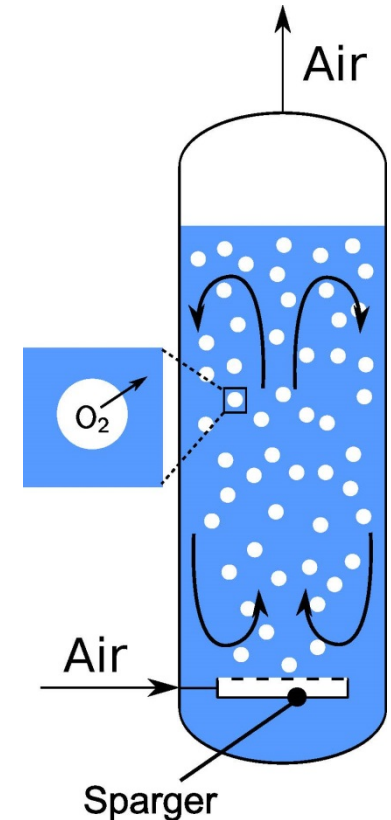
- 1.19 PetaFLOPS
 - 31,104 Intel Xeon processors
 - 576 Intel Phi many-core co-processors
- 3 petabytes of mass storage

Industrial aerobic bioprocess

- NREL research is increasingly focused on advanced biofuels produced via aerobic microbial production pathways (e.g., oleaginous yeast) .
- At “fuel-scale,” aerobic fermentation is the largest OPEX+CAPEX contributor in the process, even in extremely large bioreactors up to 1,000 m³.
- In order to improve economics through bioreactor and overall process design, we seek validation and improvement of the reactor design equations used in techno-economic analysis.

CFD of aerobic bioreactors

- We use CFD to confirm scale-up principles and optimize full-scale design
- Existing bioreactor CFD literature focuses on precise hydrodynamics of bubbly flows—no modeling of oxygen distribution
- We explicitly model O_2 mass transfer and consumption to study dissolved O_2 concentration distribution in bubble-column and airlift bioreactors
 - Bubble-columns are expected to have lower CAPEX and OPEX than stirred-tank bioreactors.



CFD Implementation

Numerical Approach

- Euler-Euler multiphase simulation in OpenFOAM
 - `reactingTwoPhaseEulerFoam` (OpenFOAM-3.0)
- Reynolds-averaged Navier-Stokes (RANS)
- k - ε turbulence model

Multiphase assumptions

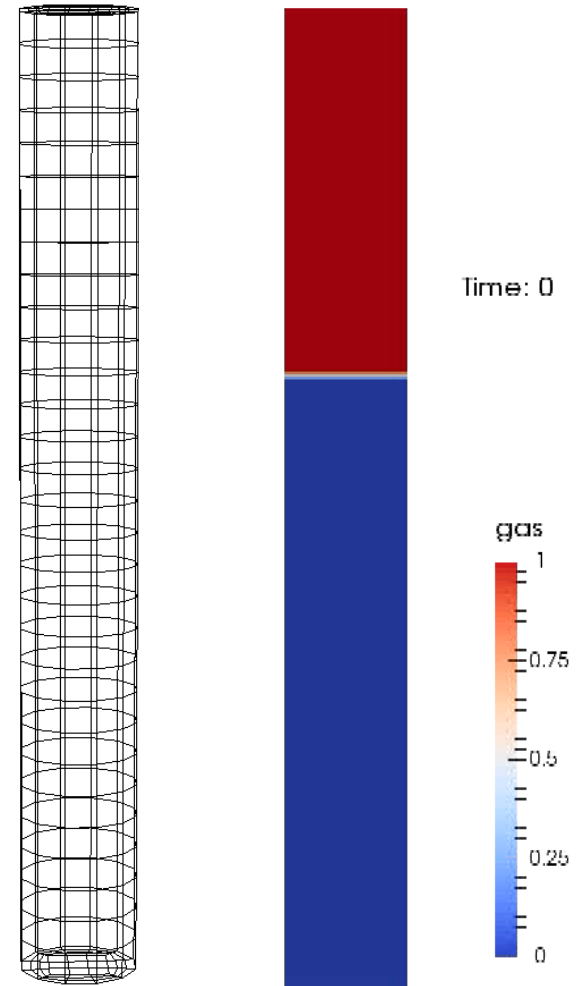
- Bubble diameter \ll reactor diameter
- Single bubble diameter (5 mm)

Gas-liquid mass transfer

- Oxygen transfer rate: $OTR = k_L a (C_{O_2}^* - C_{O_2})$
- Mass transfer coefficient (Higbie): $k_L = \sqrt{\frac{4D}{\pi} \frac{u_{slip}}{d_b}}$
- Specific interfacial area: $a = \frac{6}{d_b} \frac{\alpha_G}{1 - \alpha_G}$

CFD model validation (small scale)

- Simulate lab-scale bubble column
 - 0.15 m diameter x 1.2 m height
 - Initial liquid height 0.75 m
 - 1,350 cells (45 x 30)
 - Air/water at 20 °C
 - Zero initial dissolved O_2 concentration
- Gas holdup and dissolved oxygen concentration analyzed



CFD model validation (small scale)

- Gas holdup is bound by theoretical calculation¹ and design equation of Heijnen and van't Riet²

$$\alpha_G = 0.6v_{GS}^{0.7}$$

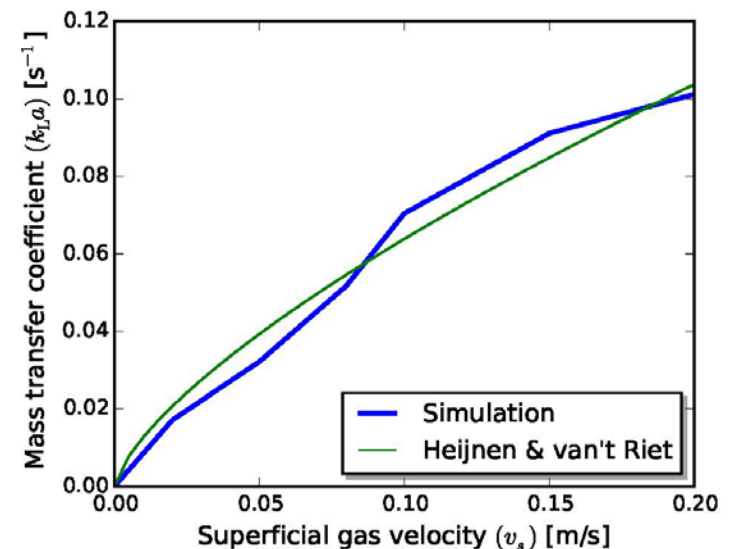
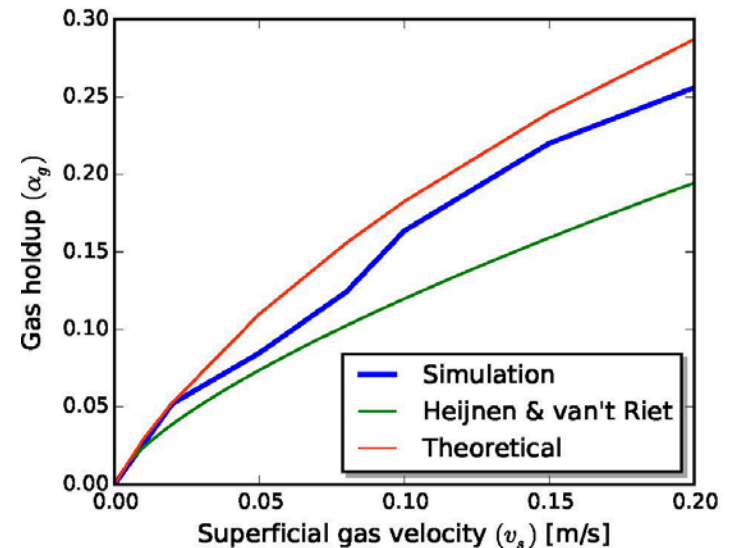
- Rise in O₂ concentration to saturation over time is fit to exponential

$$C_{O_2} = C_{O_2}^* (1 - \exp(-k_L at))$$

- Mass transfer coeff compares favorably to design equation of Heijnen and van't Riet²

$$k_L a = 0.32v_{GS}^{0.7}$$

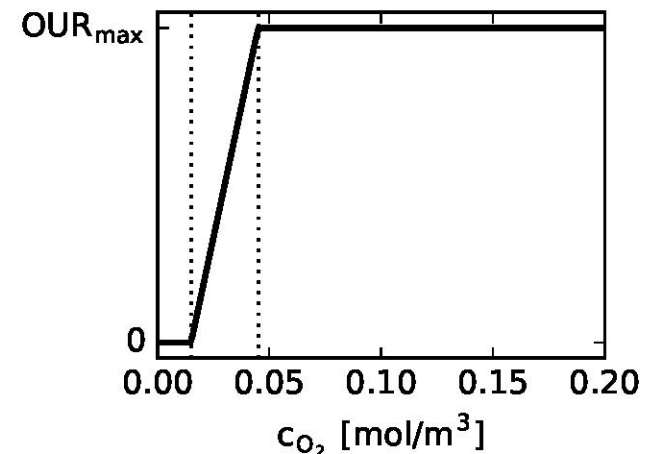
1. Iordache and Muntean, 1981
2. Heijnen and van't Riet, 1984



Oxygen uptake model

- Oxygen uptake rate (OUR, mmol/L-h) modeled with phenomenological O_2 sink function
- O_2 is removed from liquid phase at this rate
- Mimics real culture behavior
Anaerobic \rightarrow micro-aerobic \rightarrow fully aerobic

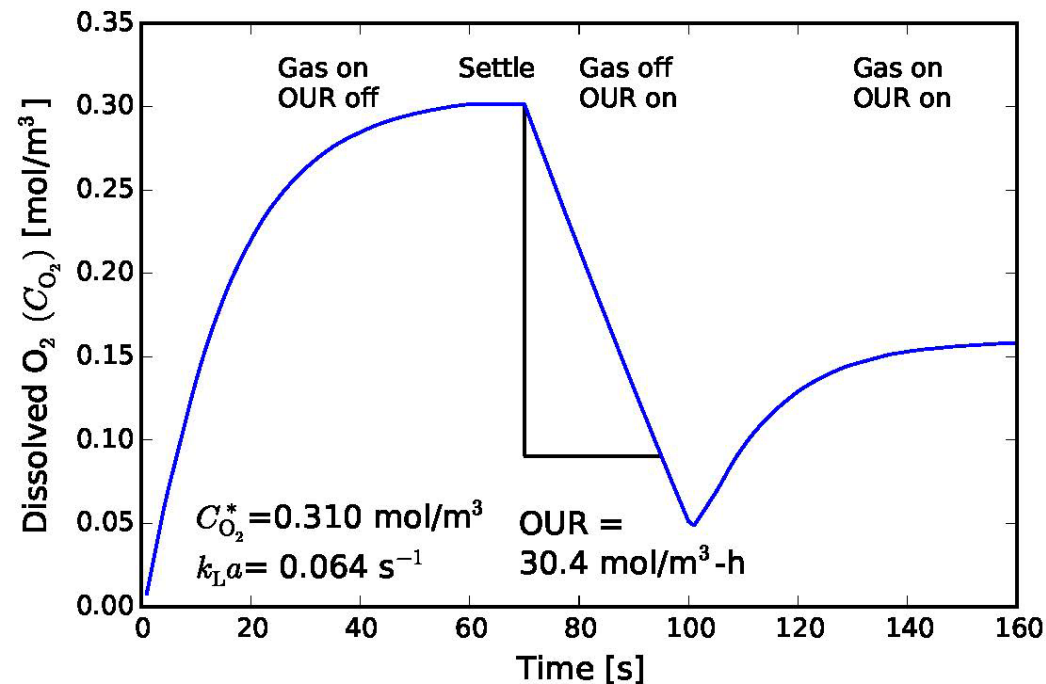
$$\text{OUR} = \begin{cases} 0, & \text{if } C_{O_2} < C_{O_2}^{\min} \\ \text{OUR}_{\max} \left[\frac{C_{O_2} - C_{O_2}^{\min}}{C_{O_2}^{\max} - C_{O_2}^{\min}} \right], & \text{if } C_{O_2}^{\min} \leq C_{O_2} < C_{O_2}^{\max} \\ \text{OUR}_{\max}, & \text{if } C_{O_2} \geq C_{O_2}^{\max} \end{cases}$$



Gas-on/gas-off simulation

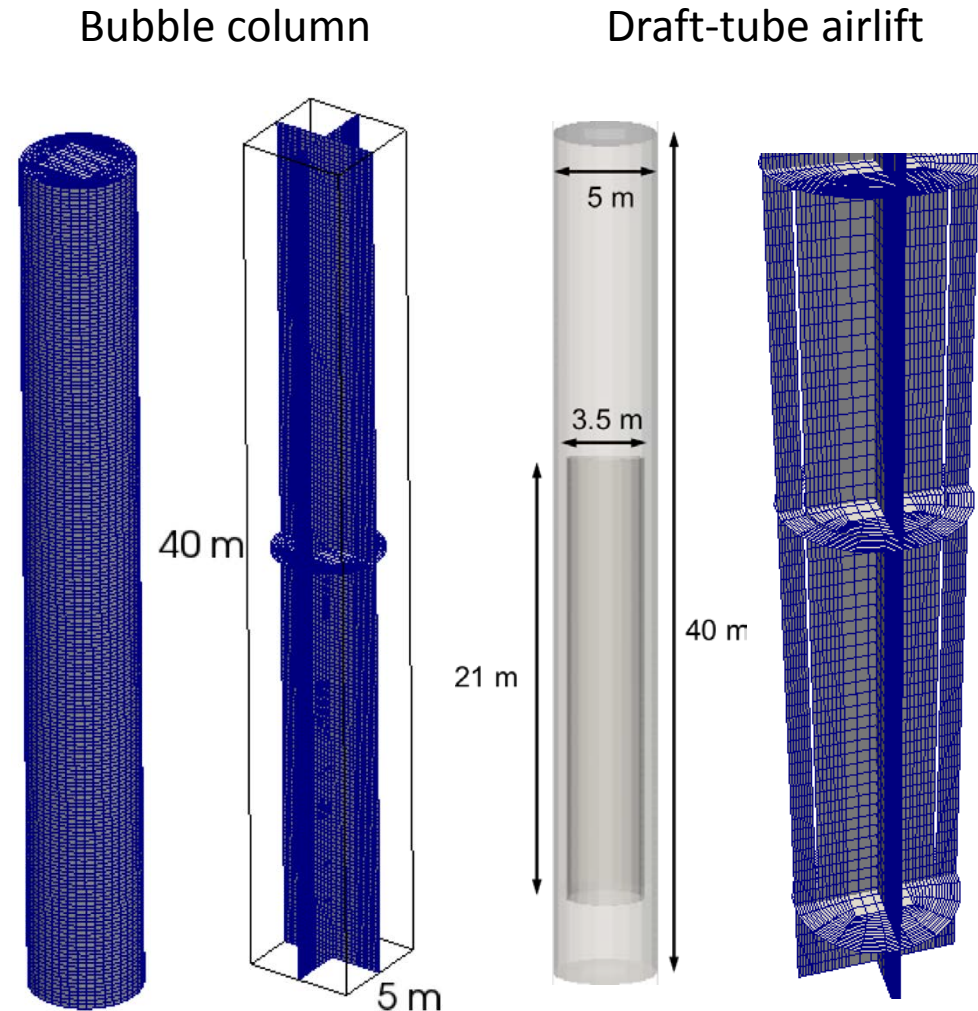
- Gas-on/gas-off experiment is performed in bench-scale bioreactors to determine operating parameters (OUR, cell growth rate, $k_L a$)

- $t=0$ s: Air introduced with $v_{Gs}=0.10$ m/s
- $t=60$ s: Air turned off
- $t=70$ s: O_2 sink function activated
- $t=85$ s: Air reintroduced with $v_{Gs}=0.10$ m/s, sink function still active



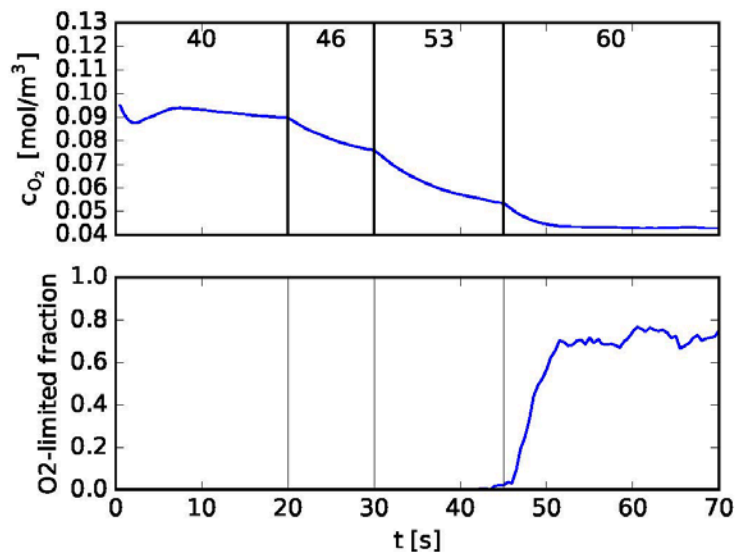
Simulation of commercial-scale reactor

- Fully-coupled simulations
 - Two-phase flow
 - Interphase O_2 mass transfer
 - O_2 uptake model
- Probe for oxygen-depleted areas in full-size reactors
- Bubble column:
 - 5m diameter x 40m height
 - 25m initial liquid height
 - 25,000 cells (125x200)
- Draft-tube airlift
 - 3.5m draft tube in 5m column x 40m height
 - 25m initial liquid height
 - 38,000 cells (190x200)



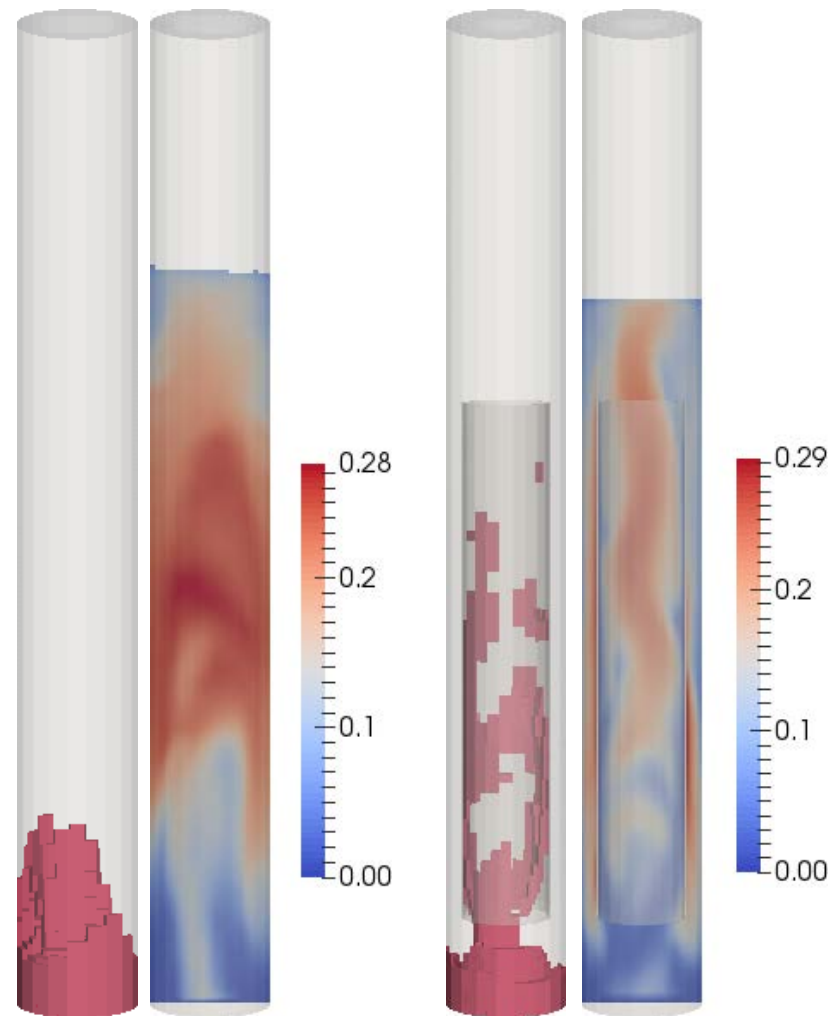
Oxygen-limited regions

- Oxygen-limited defined as $C_{O_2} < C_{O_2}^{\max}$ from sink function (0.05 mol/m^3)
- Operating v_{Gs} constant (0.1 m/s), OUR increased
- OTR_{\max} taken as OUR where O_2 -limited volume $>20\%$



Bubble column

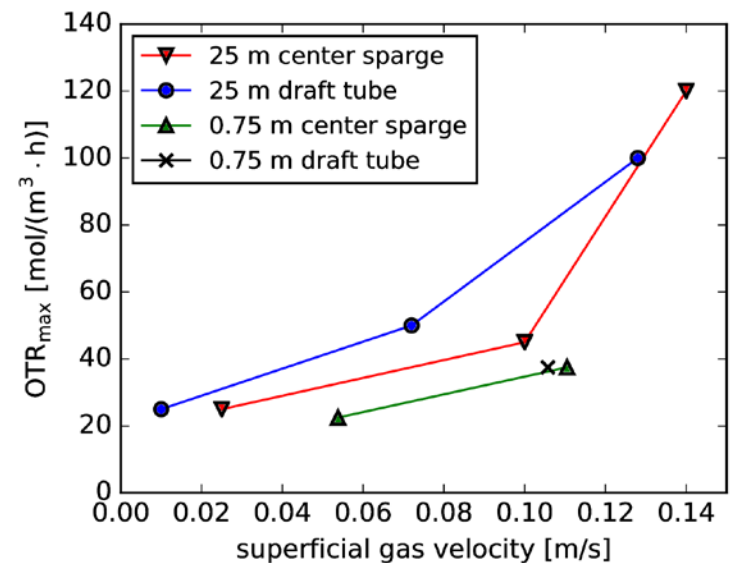
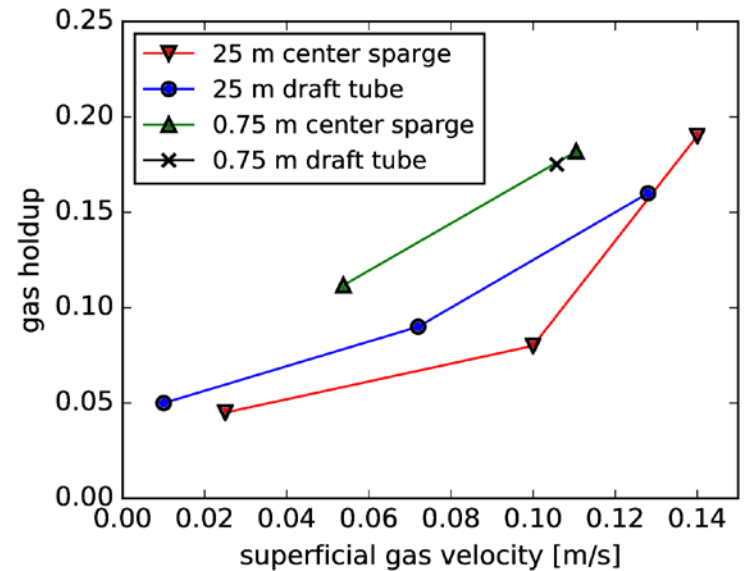
Draft-tube airlift



15% oxygen-limited volume in each

Maximum OTR simulation

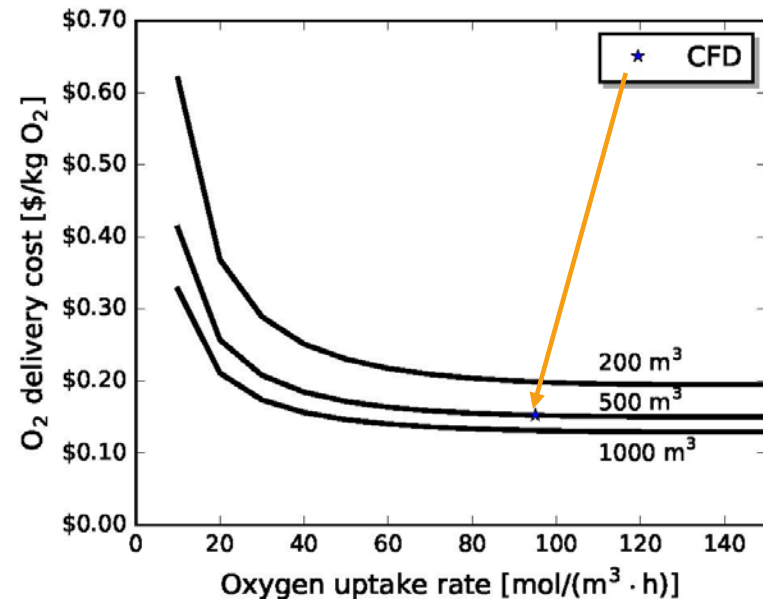
- OTR_{max} significantly larger in commercial-scale reactor
 - More oxygen transferred near reactor inlet where pressure is high
- Observed OTR_{max} is in line with bubble column design heuristics
 - ~100 mol/m³-h at 0.14 m/s
- Additional data currently in production



Economic considerations

- Previously demonstrated that CFD validates the reactor design equations used in techno-economic analysis
- $OTR_{max} = f(v_{Gs})$ data from commercial-scale simulations gives O_2 delivery cost equivalent to design equations
- Additional $OTR_{max} = f(v_{Gs})$ results will supplement or replace the design equations
- CFD simulations will inform minimum superficial velocity and maximum reactor size

Aggregate (CAPEX+OPEX) O_2 delivery cost in bubble column as a function of OUR and reactor size



Summary

- Two-phase flow in bubble-column bioreactors was successfully simulated, including interphase O_2 mass transfer and consumption
- Gas holdup and O_2 mass transfer rates are consistent with typical bubble column design equations
- Oxygen-depleted regions occur at elevated oxygen uptake rates (OUR)
- By simulating multiple OUR levels, maximum oxygen transfer (OTR) rates were obtained for different superficial velocities of input air
- OTR_{max} relationships can inform techno-economic analysis by indicating minimum superficial velocity and maximum reactor size
- Goal: validate CFD for standard reactors, then apply simulation techniques to novel geometries and operating spaces

Acknowledgements



Co-Authors

NREL National Bioenergy Center

Jonathan J. Stickel

James D. McMillan

NREL Computational Science Center

Hariswaran Sitaraman

Michael A. Sprague

Funding

US DOE Contract# DE-AC36-08-GO2308

EERE Bioenergy Technology Office (BETO) <http://www.eere.energy.gov/biomass>

NREL's High Performance Computing resources were used to perform the CFD simulations <http://hpc.nrel.gov/>

OpenFOAM Project <http://openfoam.org>

Speaker information:

Dave Humbird, DWH Process Consulting LLC

dave@dwhpc.com