



Choices360 Release Notes

September 2016

Release: 9.2016.9.20



XAP Corporation

100 Corporate Pointe
Suite 350
Culver City, CA 90230

Contents

| | |
|--|---|
| Release Notes Summary | 1 |
| 1. Access Key Term Replaced with Activation Code | 2 |
| 2. Financial Aid Planning Updated with FAFSA Changes for 2017-2018..... | 3 |
| 3. Enhanced SAT, PSAT and ACT Test Score Activities and a New Activity for ACT Aspire | 5 |

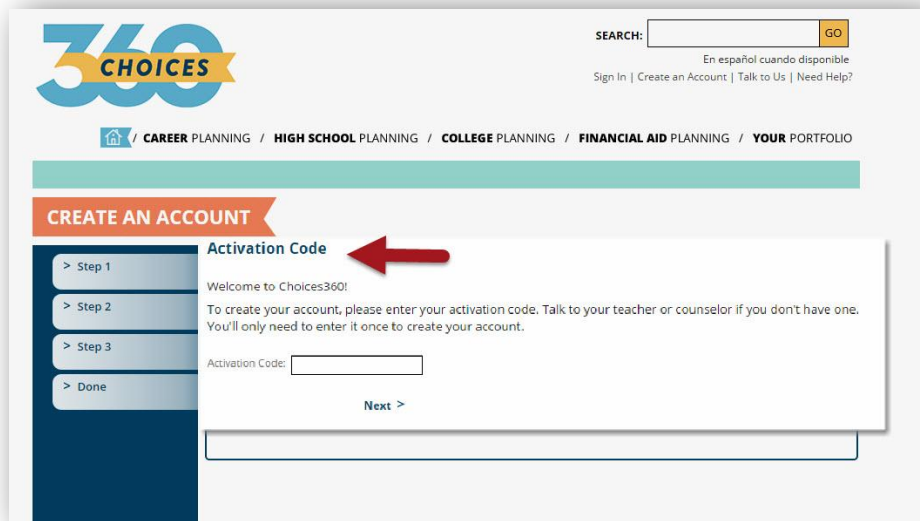
Release Notes Summary

This release includes the following:

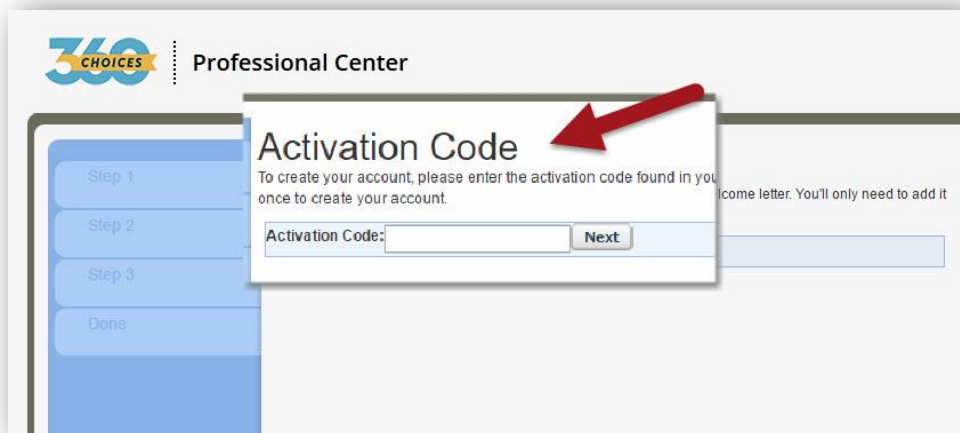
- **Access Key Term Replaced with Activation Code Term** – The term “Access Key” has been replaced with the term “Activation Code” for the Choices360 student site and Choices360 Professional Center.
- **Financial Aid Planning Updated with FAFSA Changes for 2017-2018** – The Financial Aid Planning section has been updated with the Free Application for Federal Student Aid (FAFSA) filing changes for the 2017-2018 financial-aid award year.
- **Enhanced SAT, PSAT and ACT Test Score Activities and a New ACT Aspire Activity** – Choices360 has been updated with the redesigned SAT, PSAT and ACT standardized tests activities as well as a new activity for ACT Aspire.

1. Access Key Term Replaced with Activation Code

The term “Access Key” has been replaced with the term “Activation Code” for the Choices360 student site and Choices360 Professional Center. This change was made to clear up any confusion regarding the Access Key code required to create an account for Choices360 student site and the Choices360 Professional Center Access Key code.



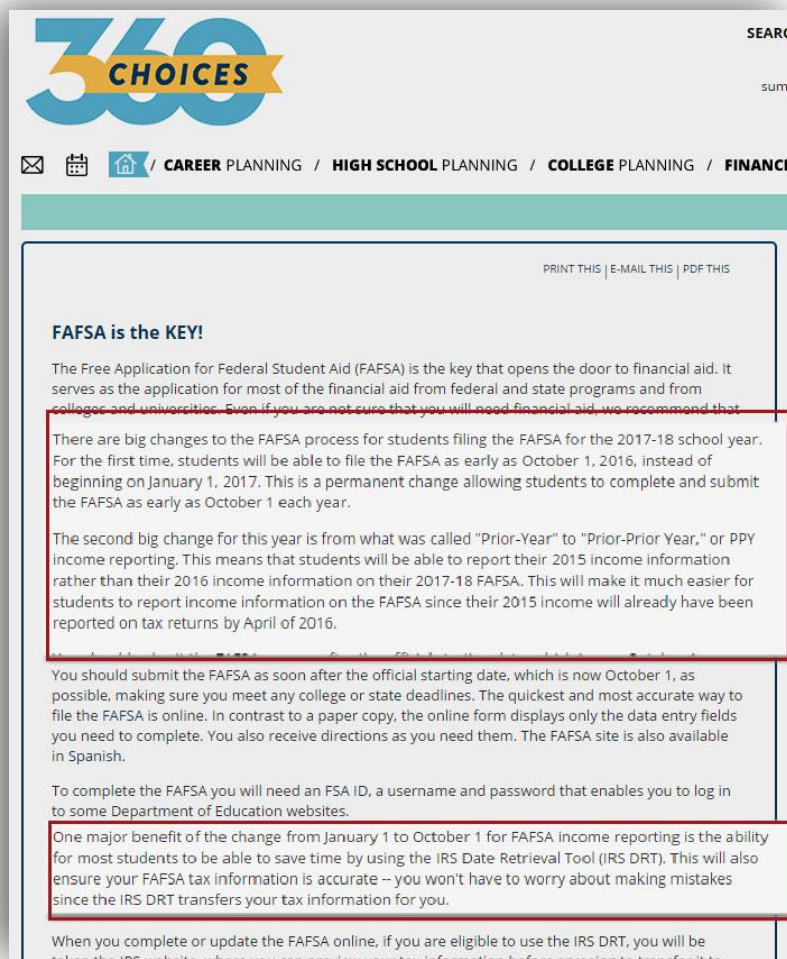
Create Account screen with Activation Code term for Choices360



Create Account screen with Activation Code term for Choices360 Professional Center

2. Financial Aid Planning Updated with FAFSA Changes for 2017-2018

The Financial Aid Planning section of Choices360 has been updated with the Free Application for Federal Student Aid (FAFSA) filing changes for the 2017-2018 financial-aid award year. Information on the new filing dates has been added in addition to information that applicants will be able to complete their FAFSA application using “prior-prior year” tax income information (2015 not 2016) from already completed tax returns.



Screenshot of FAFSA is the Key! page with updated filing dates and new “prior-prior year” tax information

Complete your Free Application for Federal Student Aid (FAFSA) between October 1 and June 30th.
Start it now at: www.fafsa.ed.gov.

Check for other financial aid options.
In order to be considered for financial aid, you will need to submit a FAFSA, even if you have not yet been notified of your acceptance to the college(s) to which you applied.

Screenshot of Financial Aid Planning Timeline with updated FAFSA filing information

FINANCIAL AID WIZARD

- > Estimate Costs
- > EFC, Grants & Loans
- > **FAFSA**
- > Deadlines
- > Scholarships
- > Award Letters
- > Comparing Awards

FAFSA
Free Application for Federal Student Aid (FAFSA)

Complete the Free Application for Federal Student Aid (FAFSA) in order to qualify for aid through the federal government.

- The quickest and most accurate way to file the FAFSA is online. The online application is secure and includes online assistance and prompts. Paper applications may be requested by calling 800-433-3243. You also may download a PDF version of the FAFSA that can be submitted for processing.
- You can file the FAFSA any time after October 1 in the year before you will enter college.
- Take me to www.fafsa.ed.gov where I will complete the FAFSA application form.
- Be sure all the required signatures accompany the application.

FAFSA

- Help

Related Info

- Why should I file the FAFSA?
- What happens after I file the FAFSA?
- Financial Aid Glossary

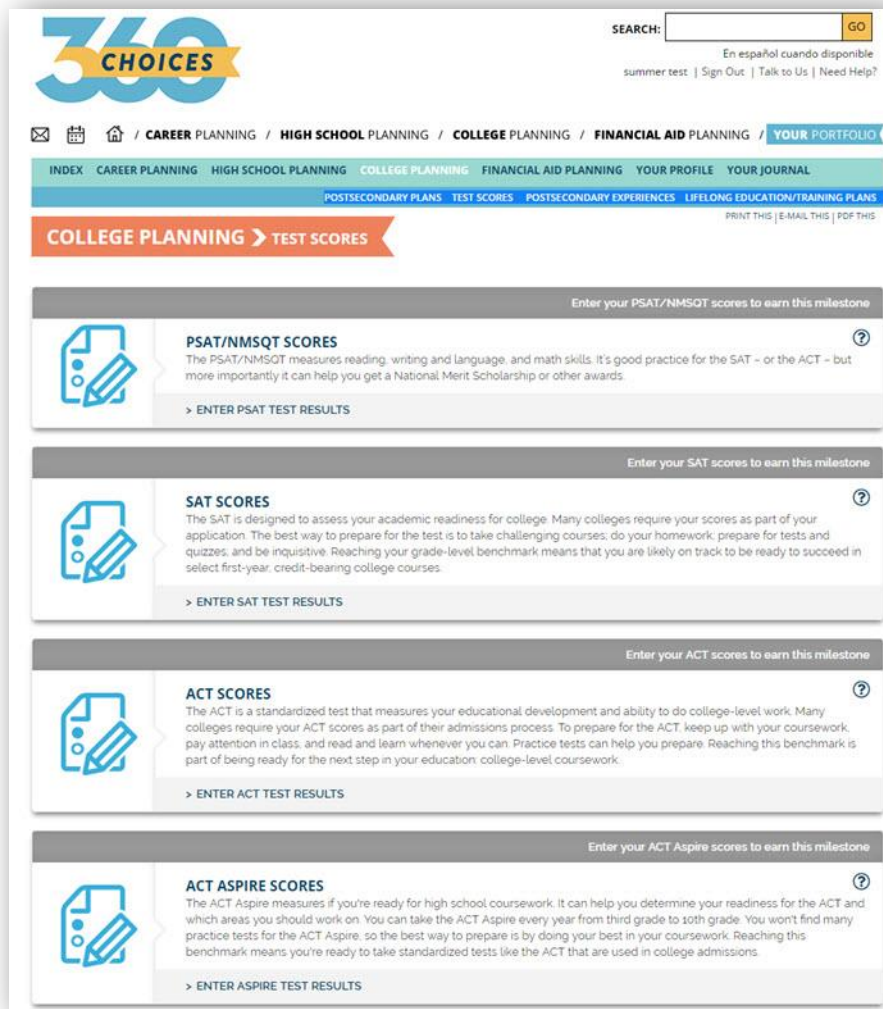
< Previous Next >

Screenshot of Financial Aid Wizard, FAFSA page with updated filing information

3. Enhanced SAT, PSAT and ACT Test Score Activities and a New Activity for ACT Aspire

Choices360 has been updated with redesigned SAT, PSAT and ACT standardized test activities. Students will be able to add, edit and save their test scores (including the new PSAT 8/9 and PSAT 10). A new activity has been added for the ACT Aspire test.

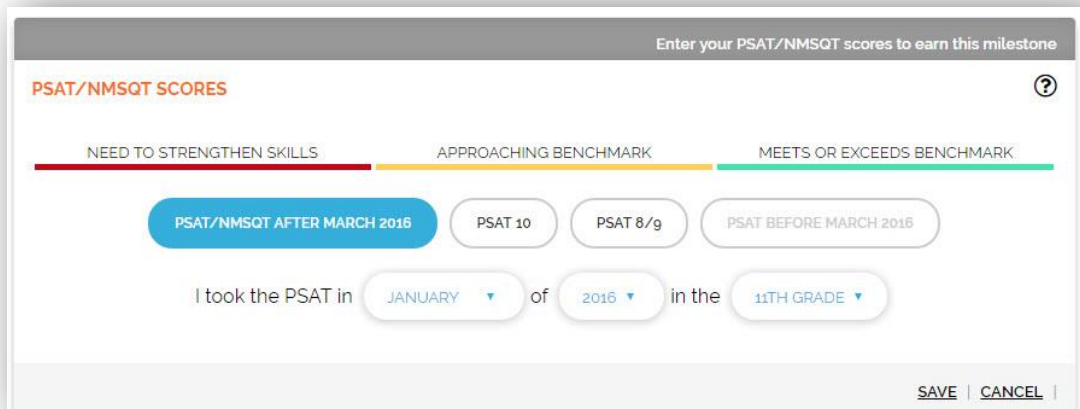
Students may access the redesigned test activities from the Your Portfolio College Planning page



Screenshot of New Test Scores page with a brief introduction for each of the test activities

Updated Tests

XAP has added new activities to reflect the redesigned PSAT, SAT and ACT tests. Students have the option of choosing to record their test scores from the versions of the tests prior to March 2016, or the redesigned versions; the applicable version of the test will display based on the test selection. The student enters the date they took the test using the drop-down menu.



The screenshot shows a web form titled "PSAT/NMSQT SCORES" with a sub-header "Enter your PSAT/NMSQT scores to earn this milestone". Below the title is a progress bar with three segments: "NEED TO STRENGTHEN SKILLS" (red), "APPROACHING BENCHMARK" (yellow), and "MEETS OR EXCEEDS BENCHMARK" (green). The form contains several buttons and dropdown menus. A blue button is labeled "PSAT/NMSQT AFTER MARCH 2016", and three white buttons are labeled "PSAT 10", "PSAT 8/9", and "PSAT BEFORE MARCH 2016". Below these is a sentence "I took the PSAT in" followed by a dropdown menu showing "JANUARY", the word "of", a dropdown menu showing "2016", the word "in the", and a dropdown menu showing "11TH GRADE". At the bottom right, there are "SAVE" and "CANCEL" links.

Choice of recording results for PSAT/NMSQT test scores

ACT Aspire Activity

The Test Scores section of Your Portfolio has been updated to record ACT Aspire scores. Students can select which grade level of the test they took when they record their score.

Enter your ACT Aspire scores to earn this milestone

ACT ASPIRE SCORES

IN NEED OF SUPPORT | CLOSE | READY | EXCEEDING

ACT ASPIRE g/10 | ACT ASPIRE 8 | ACT ASPIRE 7 | ACT ASPIRE 6

I took the ASPIRE in JANUARY of 2015 in the 9TH GRADE

SAVE | CANCEL

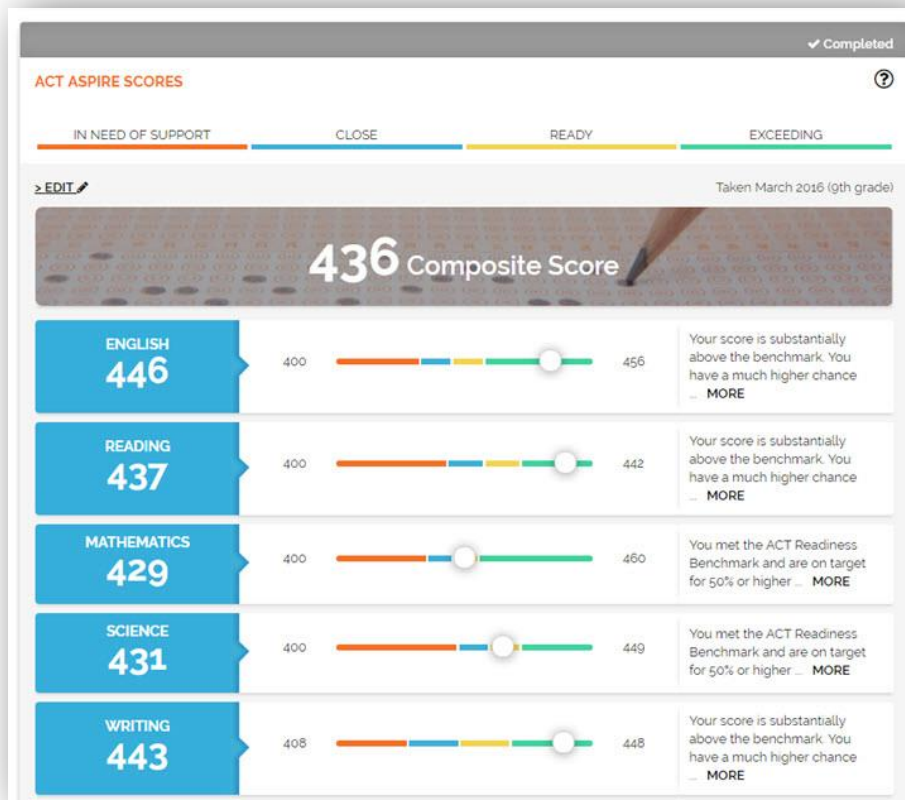
443 Composite Score

| | | | |
|-------------------------------|---------------------------------|-----|-----|
| ENGLISH | 451 | 400 | 456 |
| READING | 438 | 400 | 442 |
| MATHEMATICS | 445 | 400 | 460 |
| SCIENCE | 439 | 400 | 449 |
| WRITING | 443 | 408 | 448 |
| PROGRESS WITH TEXT COMPLEXITY | YES, MAKING SUFFICIENT PROGRESS | | |
| PREDICTED ACT COMPOSITE | 18 - 18 | 1 | 36 |

CANCEL | SAVE

Components of ACT Aspire, including buttons for grade levels

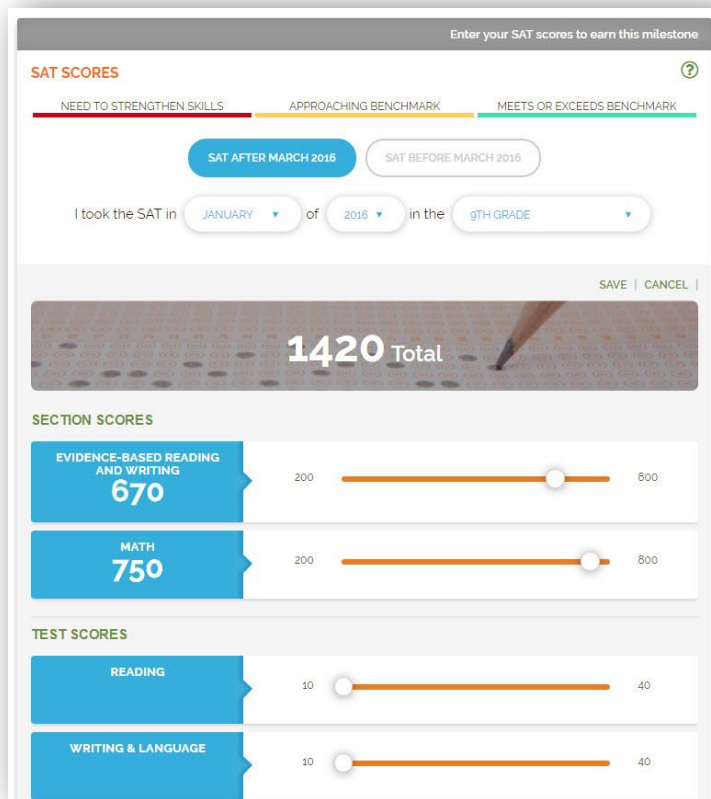
Their saved results will be measured against the standard benchmarks for the test.



Saved ACT Aspire results measured against benchmarks

Improved Usability

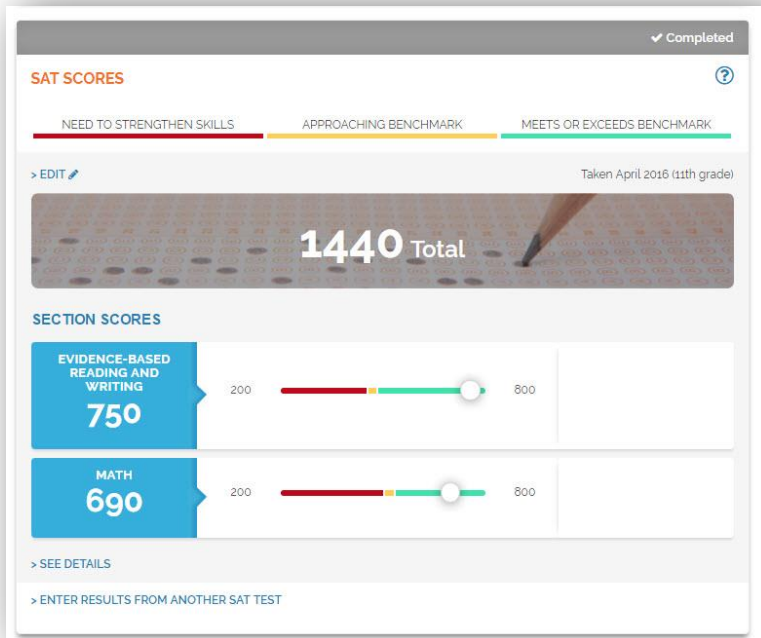
New slider controls make it easy for students to record their scores and stay within the valid ranges without the need for displaying error messages. Scores are displayed as they are entered for easy validation. A total score is automatically calculated and displayed as required scores are entered. Multiple test results can be stored in the activity and viewed concurrently to allow the student to compare results. The student can edit a saved activity at any time.



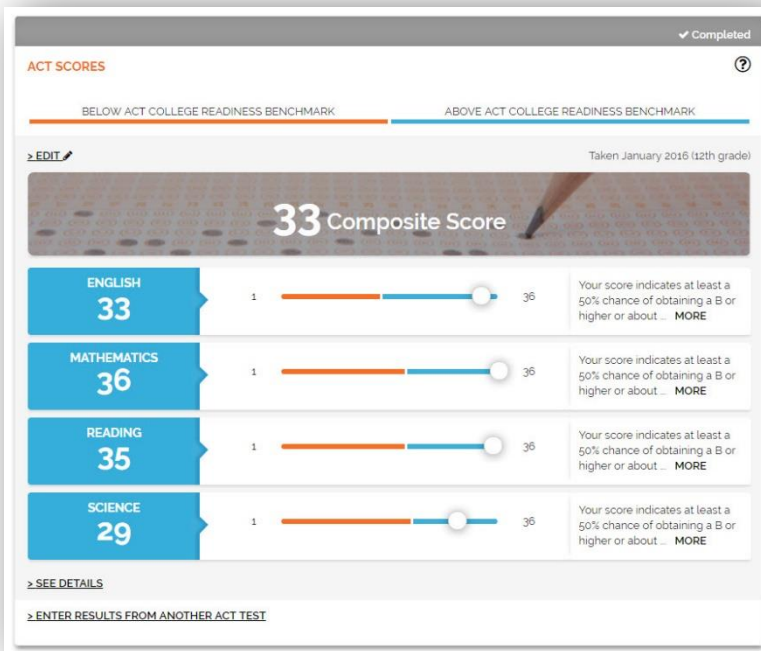
Sliders make it easy for students to enter their scores and view the score total

Feedback

After the results are saved, the benchmarks will help the student identify at a glance if they need to improve, are getting close to the benchmark, or are meeting or exceeding the benchmark. The benchmarks, the same as displayed on student's personal test reports, reflect the test taker's degree of college readiness based on their exam scores.



Saved SAT score results showing benchmarks and completed milestone



Saved ACT score results showing benchmarks

Guidance Text

Help information that answers questions about the test can be accessed at any time by clicking the question mark at the top of each Test Score.

Enter your PSAT/NMSQT scores to earn this milestone

PSAT/NMSQT SCORES ?

NEED TO STRENGTHEN SKILLS | APPROACHING BENCHMARK | MEETS OR EXCEEDS BENCHMARK

PSAT/NMSQT AFTER MARCH 2016 | PSAT 10 | PSAT 8/9 | PSAT BEFORE MARCH 2016

I took the PSAT in JANUARY of 2016 in the 10TH GRADE

SAVE | CANCEL

PSAT/NMSQT Total

SECTION SCORES

EVIDENCE-BASED READING AND WRITING 160 / 760

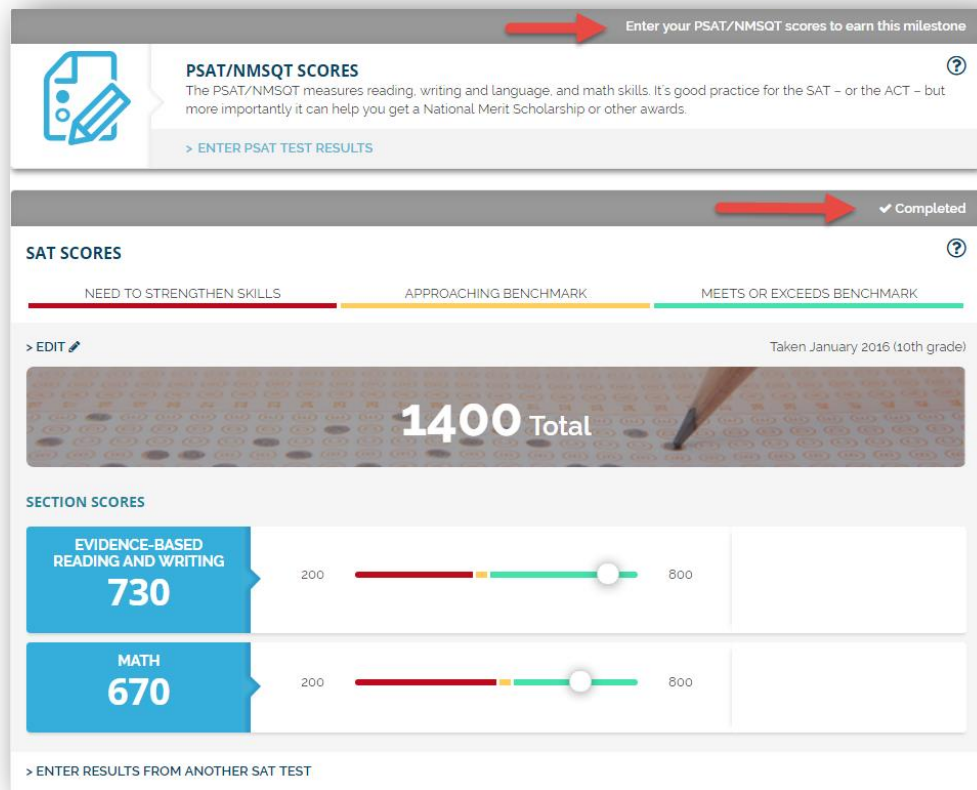
Red arrow points to question mark for guidance text



Clicking on each square shows brief answers to each question

Milestone Feedback

A panel at the top of each Test Scores activity explains what the student has to do in order to meet the milestone. After a student has completed the activity, a checkmark will appear. The milestone is earned when a Test Score and test date are entered and saved for one test.



This student has to enter PSAT/NMSQT scores to earn the milestone and has already entered SAT scores

Legacy Data

Legacy data from the old SAP and PSAT activities will be accessible in the new activities. Students will be able to view their content in the old format when displayed.

Reporting

Each of these activities is fully available for reporting upon through either the Milestone Tracking report or your ILP, ICAP or IEP tracking report.