



CI BUYERS GUIDE 2017

Jamo[®]
EST. 1968

Jamo[®]

CI BUYERS GUIDE 2017




1966

In the fishing village of Glyngøre, Denmark, carpenter Preben Jacobsen begins building loudspeakers in his hen house. Two years later he will bring his brother-in-law Julius Mortensen into the business. Jacobsen + Mortensen = JAMO. By 1978 one million JAMO loudspeakers will be produced.



Hos Preben i Glyngøre 125/4.0



Jamo

OVER 50 YEARS OF ACOUSTIC DESIGN

NOW

A high-tech audio collaborative utilizing resources from around the globe, JAMO crafts relevant products that look amazing in your home, are easy to use and sound fantastic. Honoring Scandinavian design roots, and focused on the modern minimalist lifestyle, JAMO delivers contemporary style with high-performance sound. JAMO innovative loudspeakers are ideal for the spaces where we live and play. From thundering home cinema to powerful and beautifully integrated architectural solutions – JAMO is DESIGNED FOR LIFE.



Jamo®

TABLE OF CONTENTS

THX HOME THEATER

▶ D 500 LCR HG	8
▶ D 500 SUR HG	8
▶ D 600 LCR	8
▶ D 600 SUR LEFT	9
▶ D 600 SUR RIGHT	9

CUSTOM SERIES

▶ IW 626 LCR FG II	10
▶ IW 625 LCR FG II	10
▶ IC 610 LCR FG II	11
▶ IC 610 SUR FG II	11
▶ IW 610 SW	12
▶ IC 608 LCR FG II	12
▶ IW 608 FG II	13
▶ IC 608 FG II	13
▶ IW 606 FG II	14
▶ IC 606 FG II	14
▶ IW 606 SUR FG II	15

▶ IC 604 SLM	15
▶ IW 425 LCR FG II	16
▶ IC 408 LCR FG II	16
▶ IW 408 FG II	17
▶ IC 408 FG II	17
▶ IW 406 FG II	18
▶ IC 406 FG II	18
▶ IC 404 SLM	19
▶ IC 208 FG	19
▶ IC 206 FG	20
▶ IC 206 LCR FG	20
▶ IW 206 FG	20

CONTRACTOR SERIES

▶ 8.5 CS	21
▶ 6.5 CS	21
▶ 660 CS	22
▶ 8.5 CST	22
▶ 6.5 CST	23



ACCESSORIES

▶ AT-101	24
▶ ZI-8	24
▶ RIK 10 SLW	24
▶ RIK 8.5 LW	24
▶ RIK 8 LW	24
▶ RIK 6.5 LW	25
▶ RIK 6.5 SLM	25
▶ RIK 6 XLW	25
▶ RIK 6 LW	25
▶ RIK 5 XLW	25

AESTHETIC SERIES

▶ A 500	26
▶ A 360	26
▶ A 345 I/O	27
▶ A 320	27
▶ A 3 CEN 4	27

OUTDOOR

▶ JL-4810 SYSTEM	28
▶ JL-4 SAT	28
▶ JL-10SW	29
▶ JGS-10	29
▶ JR-6	30
▶ JR-5	30
▶ JR-4	31
▶ JR-8SW	31
▶ I/O 6	32
▶ I/O 5	32
▶ I/O 4	33
▶ I/O 3S	33
▶ I/O 8.52DVA2 FG	34
▶ I/O 6.54DVA2 FG	34

AMPLIFIERS

▶ JDA-500	35
▶ MPA-201	35
▶ MPA-101	36



THX HOME THEATER

D 500 SERIES

D 500 LCR HG



PLACEMENT	LEFT/CENTER/RIGHT
SYSTEM	3-way closed
WOOFER	2 x 140mm / 5.5"
MIDRANGE	2 x 76mm / 3"
TWEETER	25mm / 1"
POWER	150 watts (200 watts peak)
SENSITIVITY	89dB @ 2.8V/1m
FREQUENCY RANGE	80Hz - 20kHz +/-3dB
IMPEDANCE	4 ohms
WEIGHT	7.2 kg / 15.8 lb
DIMENSIONS	260mm (10.2") H x 450mm (17.7") W x 130mm (5.1") D
FINISH	High gloss black, High gloss white

Part Number:
89402

D 500 SUR HG



PLACEMENT	FRONT/SURROUND
SYSTEM	3-way closed dipole
WOOFER	140mm / 5.5"
MIDRANGE	2 x 76mm / 3"
TWEETER	2 x 25mm / 1"
POWER	120 watts (170 watts peak)
SENSITIVITY	87dB @ 2.8V/1m
FREQUENCY RANGE	80Hz - 20kHz
IMPEDANCE	4 ohms
WEIGHT	6.7 kg / 14.7 lb
DIMENSIONS	260mm (10.2") H x 450mm (17.7") W x 130mm (5.1") D
FINISH	High gloss black, High gloss white

Part Number:
89403

D 600 SERIES

D 600 LCR



PLACEMENT	LEFT/CENTER/RIGHT
SYSTEM	3-way closed
WOOFER	2 x 165mm / 6.5"
MIDRANGE	2 x 76mm / 3"
TWEETER	25mm / 1"
POWER	200 watts (300 watts peak)
SENSITIVITY	89dB @ 2.8V/1m
FREQUENCY RANGE	80Hz - 20kHz
IMPEDANCE	4 ohms
WEIGHT	13 kg / 28.6 lb
DIMENSIONS	315mm (12.4") H x 600mm (23.6") W x 170mm (6.7") D
FINISH	Charcoal grey

Part Number:
88650

THX HOME THEATER

D 600 SERIES

D 600 SUR LEFT



PLACEMENT	LEFT/SURROUND
SYSTEM	3-way closed dipole
WOOFER	165mm / 6.5"
MIDRANGE	2 x 76mm / 3"
TWEETER	2 x 25mm / 1" DTT
POWER	150 watts (200 watts peak)
SENSITIVITY	87dB @ 2.8V/1m
FREQUENCY RANGE	250Hz - 2.5kHz
IMPEDANCE	4 ohms
WEIGHT	9 kg / 19.8 lb
DIMENSIONS	255mm (10") H x 454mm (17.8") W x 170mm (6.7") D
FINISH	Charcoal grey

Part Number:
88651

D 600 SUR RIGHT



PLACEMENT	RIGHT/SURROUND
SYSTEM	2-way closed
WOOFER	95mm / 3.75"
MIDRANGE	2 x 76mm / 3"
TWEETER	25mm / 1"
POWER	50 watts (70 watts peak)
SENSITIVITY	88dB @ 2.8V/1m
FREQUENCY RANGE	95Hz - 20kHz
IMPEDANCE	6 ohms
WEIGHT	1 kg / 2.2 lb
DIMENSIONS	165mm (6.5") H x 110mm (4.3") W x 91mm (3.6") D
FINISH	Charcoal grey

Part Number:
88652

CUSTOM SERIES

CUSTOM 600 SERIES



IW 626 LCR FG II

PLACEMENT	FRONT/CENTER/SURROUND
SYSTEM	3-way in-wall
WOOFER	2 x 165mm / 6.5"
MIDRANGE	38mm / 1.5"
TWEETER	25mm / 1" DTT
POWER	80 watts (160 watts peak)
SENSITIVITY	90dB @ 2.8V/1m
FREQUENCY RANGE	60Hz - 22kHz
IMPEDANCE	4-8 ohms switchable
WEIGHT	3.5 kg / 7.7 lbs
DIMENSIONS	562mm (22.1") H x 232mm (9.1") W x 107mm (4.2") D
HOLE DIMENSIONS	530mm (20.9") H x 200mm (7.9") W x 97mm (3.8") D
SUGGESTED BACK BOX SIZE	22 litre / 1340 in ³
OPTIONAL RIK	RIK6XLW
FINISH	White (paintable)

Part Number:
93936



IW 625 LCR FG II

PLACEMENT	FRONT/CENTER/SURROUND
SYSTEM	3-way in-wall
WOOFER	2 x 140mm / 5.5"
TWEETER	25mm / 1" DTT
POWER	60 watts (120 watts peak)
SENSITIVITY	89dB @ 2.8V/1m
FREQUENCY RANGE	75Hz - 22kHz
IMPEDANCE	4-8 ohms switchable
WEIGHT	2.9 kg / 6.4 lbs
DIMENSIONS	395mm (15.6") H x 204mm (8.0") W x 104mm (4.1") D
HOLE DIMENSIONS	362mm (14.3") H x 174mm (6.9") W x 94mm (3.7") D
SUGGESTED BACK BOX SIZE	18 litre / 1100 in ³
OPTIONAL RIK	RIK5XLW
FINISH	White (paintable)

Part Number:
93928

CUSTOM SERIES

CUSTOM 600 SERIES



IC 610 LCR FG II

PLACEMENT	FRONT/CENTER/SURROUND
SYSTEM	3-way in-ceiling
WOOFER	254mm / 10"
MIDRANGE	38mm / 1.5"
TWEETER	25mm / 1" DTT
POWER	100 watts (200 watts peak)
SENSITIVITY	91dB @ 2.8V/1m
FREQUENCY RANGE	32Hz - 22kHz
IMPEDANCE	4-8 ohms switchable
WEIGHT	3.5 kg / 7.7 lbs
DIMENSIONS	Ø 342mm (13.5") x 192mm (7.6")
HOLE DIMENSIONS	Ø 310mm (12.2") x 177mm (7.0")
SUGGESTED BACK BOX SIZE	26 litre / 1590 in ³
OPTIONAL RIK	RIK10.5LW
FINISH	White (paintable)

Part Number:
93934



IC 610 SUR FG II

PLACEMENT	SIDE SURROUND/REAR SURROUND
SYSTEM	3-way in-ceiling
WOOFER	254mm / 10"
MIDRANGE	2 x 38mm / 1.5"
TWEETER	2 x 25mm / 1" DTT
POWER	100 watts (200 watts peak)
SENSITIVITY	91dB @ 2.8V/1m
FREQUENCY RANGE	32Hz - 22kHz
IMPEDANCE	4-8 ohms switchable
WEIGHT	3.5 kg / 7.7 lbs
DIMENSIONS	Ø 342mm (13.5") x 192mm (7.6")
HOLE DIMENSIONS	Ø 310mm (12.2") x 177mm (7.0")
SUGGESTED BACK BOX SIZE	26 litre / 1590 in ³
OPTIONAL RIK	RIK10.5LW
FINISH	White (paintable)

Part Number:
93935

CUSTOM SERIES

CUSTOM 600 SERIES



IW 610 SW

PLACEMENT	SUB
SYSTEM	10" In-Wall Subwoofer with Back Box
WOOFER	254mm / 10"
FREQUENCY RANGE	24Hz - 100Hz
IMPEDANCE	8 ohms
WEIGHT	9.2 kg / 20.3 lbs
DIMENSIONS	599mm (22") H x 448mm (17.63") W x 102mm (4") D
FINISH	Matte Black Polymer Veneer/White, Paintable Grille

Part Number:
1063645 (Matte
Black)



IC 608 LCR FG II

PLACEMENT	FRONT/CENTER/SURROUND
SYSTEM	3-way in-ceiling
WOOFER	203mm / 8"
MIDRANGE	38mm / 1.5"
TWEETER	25mm / 1" DTT
POWER	80 watts (160 watts peak)
SENSITIVITY	89dB @ 2.8V/1m
FREQUENCY RANGE	55Hz - 22kHz
IMPEDANCE	4-8 ohms switchable
WEIGHT	2.5 kg / 5.5 lbs
DIMENSIONS	Ø 272mm (10.7") x 141mm (5.6")
HOLE DIMENSIONS	Ø 244mm (9.6") x 126mm (5.0")
SUGGESTED BACK BOX SIZE	22 litre / 1340 in ³
OPTIONAL RIK	RIK8.5LW
FINISH	White (paintable)

Part Number:
1063362

CUSTOM SERIES

CUSTOM 600 SERIES



IW 608 FG II

PLACEMENT	FRONT/CENTER/SURROUND
SYSTEM	2-way in-wall
WOOFER	203mm / 8"
TWEETER	25mm / 1" DTT
POWER	80 watts (160 watts peak)
SENSITIVITY	89dB @ 2.8V/1m
FREQUENCY RANGE	55Hz - 22kHz
IMPEDANCE	4-8 ohms switchable
WEIGHT	2.3 kg / 5.1 lbs
DIMENSIONS	375mm (14.8") H x 270mm (10.6") W x 105mm (4.1") D
HOLE DIMENSIONS	344mm (13.5") H x 240mm (9.4") W x 95mm (3.7") D
SUGGESTED BACK BOX SIZE	14 litre / 850 in ³
OPTIONAL RIK	RIK8LW
FINISH	White (paintable)

Part Number:
1063271



IC 608 FG II

PLACEMENT	FRONT/CENTER/SURROUND
SYSTEM	2-way in-ceiling
WOOFER	203mm / 8"
TWEETER	25mm / 1" DTT
POWER	80 watts (160 watts peak)
SENSITIVITY	89dB @ 2.8V/1m
FREQUENCY RANGE	55Hz - 22kHz
IMPEDANCE	4-8 ohms switchable
WEIGHT	2.1 kg / 4.6 lbs
DIMENSIONS	Ø 272mm (10.7") x 112mm (4.4")
HOLE DIMENSIONS	Ø 244mm (9.6") x 97mm (3.8")
SUGGESTED BACK BOX SIZE	22 litre / 1340 in ³
OPTIONAL RIK	RIK8.5LW
FINISH	White (paintable)

Part Number:
1063362

CUSTOM SERIES

CUSTOM 600 SERIES



IW 606 FG II

PLACEMENT	FRONT/CENTER/SURROUND
SYSTEM	2-way in-wall
WOOFER	165mm / 6.5"
TWEETER	25mm / 1" DTT
POWER	60 watts (120 watts peak)
SENSITIVITY	88dB @ 2.8V/1m
FREQUENCY RANGE	65Hz - 22kHz
IMPEDANCE	4-8 ohms switchable
WEIGHT	1.9 kg / 4.2 lbs
DIMENSIONS	325mm (12.8") H x 231mm (9.1") W x 107mm (4.2") D
HOLE DIMENSIONS	291mm (11.5") H x 199mm (7.8") W x 97mm (3.8") D
SUGGESTED BACK BOX SIZE	26 litre / 1590 in ³
OPTIONAL RIK	RIK6LW
FINISH	White (paintable)

Part Number:
1063270



IC 606 FG II

PLACEMENT	FRONT/CENTER/SURROUND
SYSTEM	2-way in-ceiling
WOOFER	165mm / 6.5"
TWEETER	25mm / 1" DTT
POWER	60 watts (120 watts peak)
SENSITIVITY	88dB @ 2.8V/1m
FREQUENCY RANGE	65Hz - 22kHz
IMPEDANCE	4-8 ohms switchable
WEIGHT	1.8 kg / 4.0 lbs
DIMENSIONS	Ø 229mm (9.0") x 114mm (4.5")
HOLE DIMENSIONS	Ø 201mm (7.9") x 99mm (4.0")
SUGGESTED BACK BOX SIZE	14 litre / 850 in ³
OPTIONAL RIK	RIK6.5LW
FINISH	White (paintable)

Part Number:
1063359

CUSTOM SERIES

CUSTOM 600 SERIES



IW 606 SUR FG II

PLACEMENT	SURROUND
SYSTEM	3-way in-wall
WOOFER	165mm / 6.5"
MIDRANGE	2 x 89mm / 3.5"
TWEETER	2 x 25mm / 1" DTT
POWER	60 watts (120 watts peak)
SENSITIVITY	88dB @ 2.8V/1m
FREQUENCY RANGE	65Hz - 22kHz
IMPEDANCE	4-8 ohms switchable
WEIGHT	3.1 kg / 6.8 lbs
DIMENSIONS	562mm (22.1") H x 232mm (9.1") W x 107mm (4.2") D
HOLE DIMENSIONS	530mm (20.9") H x 200mm (7.9") W x 97mm (3.8") D
SUGGESTED BACK BOX SIZE	22 litre / 1340 in ³
OPTIONAL RIK	RIK6XLW
FINISH	White (paintable)

Part Number:
1063373



IC 604 SLM

PLACEMENT	FRONT/CENTER/SURROUND
SYSTEM	2-way in-ceiling
WOOFER	102mm / 4" honeycomb fiberglass woofer
TWEETER	25mm / 1" silk dome tweeter
POWER	50 watts (200 watts peak)
SENSITIVITY	89dB @ 2.8V/1m
FREQUENCY RANGE	90Hz - 20kHz
IMPEDANCE	8 ohms
WEIGHT	3.36 kg / 7.4 lbs
DIMENSIONS	Ø 241mm (9.5")
HOLE DIMENSIONS	Ø 211mm (8.3")
MOUNTING DEPTH	37mm (1.47")
INSTALLATION KIT	RIK6.5SLM (sold separately)
FINISH	Black (paintable)

Part Number:
1063203

CUSTOM SERIES

CUSTOM 400 SERIES



IW 425 LCR FG II

PLACEMENT	FRONT/CENTER/SURROUND
SYSTEM	2-way in-wall
WOOFER	2 x 140mm / 5.5"
TWEETER	25mm / 1" DTT
POWER	60 watts (120 watts peak)
SENSITIVITY	89dB @ 2.8V/1m
FREQUENCY RANGE	75Hz - 22kHz
IMPEDANCE	4-8 ohms switchable
WEIGHT	2.8 kg / 6.2 lbs
DIMENSIONS	395mm (15.6") H x 204mm (8.0") W x 104mm (4.1") D
HOLE DIMENSIONS	362mm (14.3") H x 174mm (6.9") W x 94mm (3.7") D
SUGGESTED BACK BOX SIZE	18 litre / 1100 in ³
OPTIONAL RIK	RIK5XLW
FINISH	White (paintable)

Part Number:
1063367



IC 408 LCR FG II

PLACEMENT	FRONT/CENTER/SURROUND
SYSTEM	3-way in-ceiling
WOOFER	203mm / 8"
MIDRANGE	38mm / 1.5"
TWEETER	25mm / 1" DTT
POWER	80 watts (160 watts peak)
SENSITIVITY	89dB @ 2.8V/1m
FREQUENCY RANGE	55Hz - 22kHz
IMPEDANCE	4-8 ohms switchable
WEIGHT	2.4 kg / 5.3 lbs
DIMENSIONS	Ø 272mm (10.7") x 141mm (5.6")
HOLE DIMENSIONS	Ø 244mm (9.6") x 126mm (5.0")
SUGGESTED BACK BOX SIZE	22 litre / 1340 in ³
OPTIONAL RIK	RIK8.5LW
FINISH	White (paintable)

Part Number:
1063372

CUSTOM SERIES

CUSTOM 400 SERIES



IW 408 FG II

PLACEMENT	FRONT/CENTER/SURROUND
SYSTEM	2-way in-wall
WOOFER	203mm / 8"
TWEETER	25mm / 1" DTT
POWER	80 watts (160 watts peak)
SENSITIVITY	89dB @ 2.8V/1m
FREQUENCY RANGE	55Hz - 22kHz
IMPEDANCE	4-8 ohms switchable
WEIGHT	2.2 kg / 4.9 lbs
DIMENSIONS	375mm (14.8") H x 270mm (10.6") W x 105mm (4.1") D
HOLE DIMENSIONS	344mm (13.5") H x 240mm (9.4") W x 95mm (3.7") D
SUGGESTED BACK BOX SIZE	22 litre / 1340 in ³
OPTIONAL RIK	RIK8LW
FINISH	White (paintable)

Part Number:
1063366



IC 408 FG II

PLACEMENT	FRONT/CENTER/SURROUND
SYSTEM	2-way in-ceiling
WOOFER	203mm / 8"
TWEETER	25mm / 1" DTT
POWER	80 watts (160 watts peak)
SENSITIVITY	89dB @ 2.8V/1m
FREQUENCY RANGE	55Hz - 22kHz
IMPEDANCE	4-8 ohms switchable
WEIGHT	2.0 kg / 4.4 lbs
DIMENSIONS	Ø 272mm (10.7") x 112mm (4.4")
HOLE DIMENSIONS	Ø 244mm (9.6") x 97mm (3.8")
SUGGESTED BACK BOX SIZE	22 litre / 1340 in ³
OPTIONAL RIK	RIK8.5LW
FINISH	White (paintable)

Part Number:
1063370

CUSTOM SERIES

CUSTOM 400 SERIES



IW 406 FG II

PLACEMENT	FRONT/CENTER/SURROUND
SYSTEM	2-way in-wall
WOOFER	165mm / 6.5"
TWEETER	25mm / 1" DTT
POWER	60 watts (120 watts peak)
SENSITIVITY	88dB @ 2.8V/1m
FREQUENCY RANGE	65Hz - 22kHz
IMPEDANCE	4-8 ohms switchable
WEIGHT	1.8 kg / 4.0 lbs
DIMENSIONS	325mm (12.8") H x 231mm (9.1") W x 107mm (4.2") D
HOLE DIMENSIONS	291mm (11.5") H x 199mm (7.8") W x 97mm (3.8") D
SUGGESTED BACK BOX SIZE	14 litre / 850 in ³
OPTIONAL RIK	RIK6LW
FINISH	White (paintable)

Part Number:
1063365



IC 406 FG II

PLACEMENT	FRONT/CENTER/SURROUND
SYSTEM	2-way in-ceiling
WOOFER	165mm / 6.5"
TWEETER	25mm / 1" DTT
POWER	60 watts (120 watts peak)
SENSITIVITY	88dB @ 2.8V/1m
FREQUENCY RANGE	65Hz - 22kHz
IMPEDANCE	4-8 ohms switchable
WEIGHT	1.7 kg / 3.7 lbs
DIMENSIONS	Ø 229mm (9.0") x 114mm (4.5")
HOLE DIMENSIONS	Ø 201mm (7.9") x 99mm (3.9")
SUGGESTED BACK BOX SIZE	14 litre / 850 in ³
OPTIONAL RIK	RIK8.5LW
FINISH	White (paintable)

Part Number:
1063369

CUSTOM SERIES

CUSTOM 400 SERIES



IC 404 SLM

PLACEMENT	FRONT/CENTER/SURROUND
SYSTEM	2-way in-ceiling
WOOFER	102mm / 4" woven synthetic fiber HCC cone
TWEETER	25mm / 1" titanium dome tweeter
POWER	50 watts (200 watts peak)
SENSITIVITY	88dB @ 2.8V/1m
FREQUENCY RANGE	91Hz - 20kHz
IMPEDANCE	8 ohms
WEIGHT	3.36 kg / 7.4 lbs
DIMENSIONS	Ø 241mm (9.5")
HOLE DIMENSIONS	Ø 211mm (8.3")
MOUNTING DEPTH	37mm (1.47")
INSTALLATION KIT	RIK6.5SLM
FINISH	Black (paintable)

Part Number:
1063202

CUSTOM 200 SERIES



IC 208 FG

PLACEMENT	FRONT/CENTER/SURROUND
SYSTEM	2-way in-ceiling
WOOFER	203mm / 8" IMG cone
TWEETER	25mm / 1" DTT polymer soft dome
POWER	65 watts (130 watts peak)
IMPEDANCE	8 Ohms
DIMENSIONS	Ø 272mm (10.7") x 112mm (4.4")
HOLE DIMENSIONS	Ø 244mm (9.6") x 96.5mm (3.8")
OPTIONAL RIK	RIK8.5LW

Part Number:
1016277

CUSTOM SERIES

CUSTOM 200 SERIES



IC 206 FG

PLACEMENT	FRONT/CENTER/SURROUND
SYSTEM	2-way in-ceiling
WOOFER	165mm / 6.5" IMG cone
TWEETER	25mm / 1" DTT polymer soft dome
POWER	55 watts (110 watts peak)
IMPEDANCE	8 Ohms
DIMENSIONS	Ø 229mm (9")
HOLE DIMENSIONS	Ø 201mm (7.9") x 99mm (3.9")
OPTIONAL RIK	RIK6.5LW

Part Number:
1016276



IC 206 LCR FG

PLACEMENT	FRONT/CENTER/SURROUND
SYSTEM	3-way in-ceiling
WOOFER	165mm / 6.5" IMG cone
MIDRANGE	38mm / 1.5" polymer soft dome
TWEETER	25mm / 1" DTT polymer soft dome
POWER	55 watts (110 watts peak)
IMPEDANCE	8 Ohms
DIMENSIONS	Ø 229mm (9")
HOLE DIMENSIONS	Ø 201mm (7.9") x 99mm (3.9")
OPTIONAL RIK	RIK6.5LW

Part Number:
1016278



IW 206 LCRS

PLACEMENT	FRONT/CENTER/SURROUND
SYSTEM	2-way in-wall
WOOFER	165mm / 6.5" IMG cone
TWEETER	25mm / 1" DTT polymer soft dome
POWER	55 watts (110 watts peak)
IMPEDANCE	8 Ohms
DIMENSIONS	325mm (12.8") H x 231mm (9.1") W x 107mm (4.2") D
HOLE DIMENSIONS	291mm (11.5") H x 199mm (7.8") W x 97mm (3.8") D
OPTIONAL RIK	RIK6LW

Part Number:
1016279

CONTRACTOR SERIES



8.5CS

PLACEMENT	FRONT/CENTER/SURROUND
SYSTEM	2-way in-ceiling
WOOFER	203mm / 8"
TWEETER	13mm / 0.5"
POWER	25 watts (50 watts peak)
SENSITIVITY	88dB @ 2.8V/1m
FREQUENCY RANGE	50Hz - 22kHz
IMPEDANCE	8 ohms
WEIGHT	1.6 kg / 3.5 lbs
DIMENSIONS	Ø 272mm (10.7")
HOLE DIMENSIONS	Ø 241mm (9.5") x 93mm (3.7")
BACK BOX SIZE	FRB8.5
OPTIONAL RIK	RIK8.5LW
FINISH	White (paintable)

Part Number:
94028



6.5CS

PLACEMENT	FRONT/CENTER/SURROUND
SYSTEM	2-way in-ceiling
WOOFER	165mm / 6.5"
TWEETER	13mm / 0.5"
POWER	25 watts (50 watts peak)
SENSITIVITY	88dB @ 2.8V/1m
FREQUENCY RANGE	75Hz - 22kHz
IMPEDANCE	8 ohms
WEIGHT	1.1 kg / 2.4 lbs
DIMENSIONS	Ø 227mm (8.9")
HOLE DIMENSIONS	Ø 198mm (7.8") x 81mm (3.2")
SUGGESTED BACK BOX SIZE	12 litre / 750 in ³
OPTIONAL RIK	RIK6.5LW
OPTIONAL FRB	FRB6.5
FINISH	White (paintable)

Part Number:
94012

CONTRACTOR SERIES

660CS



PLACEMENT	FRONT/CENTER/SURROUND
SYSTEM	2-way in-wall
WOOFER	165mm / 6.5"
TWEETER	13mm / 0.5"
POWER	25 watts (50 watts peak)
SENSITIVITY	88dB @ 2.8V/1m
FREQUENCY RANGE	75Hz - 22kHz
IMPEDANCE	8 ohms
WEIGHT	1.4 kg / 3.1 lbs
DIMENSIONS	315mm (12.4") H x 223mm (8.8") W
HOLE DIMENSIONS	292mm (11.5") H x 191mm (7.8") W x 79mm (3.1") D
SUGGESTED BACK BOX SIZE	14 litre / 850 in ³
OPTIONAL RIK	RIK6LW
OPTIONAL FRB	FRB6
FINISH	White (paintable)

Part Number:
94004

8.5CST



PLACEMENT	FRONT/CENTER/SURROUND
SYSTEM	2-way in-ceiling
WOOFER	203mm / 8"
TWEETER	13mm / .5"
POWER	25 watts (80 watts peak)
SENSITIVITY	88dB @ 2.8V/1m
FREQUENCY RANGE	50Hz - 22kHz
IMPEDANCE	8 ohms
WEIGHT	1.6 kg / 3.5 lb
DIMENSIONS	Ø272mm (10.7")
HOLE DIMENSIONS	Ø241mm (9.5") x 93mm (3.7")
BACK BOX SIZE	FRB8.5
OPTIONAL RIK	RIK8.5LW
FINISH	White (paintable)

Part Number:
93523

CONTRACTOR SERIES



6.5CST

PLACEMENT	FRONT/CENTER/SURROUND
SYSTEM	2-way in-ceiling
WOOFER	165mm / 6.5"
TWEETER	13mm / .5"
POWER	25 watts (50 watts peak)
SENSITIVITY	88dB @ 2.8V/1m
FREQUENCY RANGE	75Hz - 22kHz
IMPEDANCE	8 ohms
WEIGHT	1.1 kg / 2.4 lb
DIMENSIONS	Ø227mm (8.9") x 70mm (2.8")
FINISH	White (paintable)

Part Number:
94023

ACCESSORIES



AT-101

DESCRIPTION	Volume control
POWER WATT (RMS/MUSIC/PEAK)	50 / 150 / 300
IMPEDANCE MATCHING	Yes
FREQUENCY RANGE	35Hz - 20kHz
ATTENUATION	42dB
POSITIONS	12
CONTROL KNOB	Rotating
WEATHERPROOF	No
FINISH	White, Ivory, Black, Almond

Part Number:
 94064 (White)
 94061 (Ivory)
 94059 (Black)
 94058 (Almond)

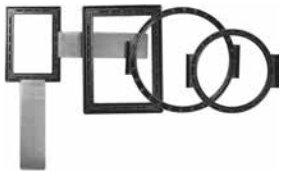


ZI-8

DESCRIPTION	Impedance strip connects up to 8 pairs of speakers to one receiver/amplifier and maintains 4-ohm minimum to the amplifier.
POWER	Long term 75 / short term 125
IMPEDANCE	4 ohm
FINISH	Black

Part Number:
 94060

ROUGH IN KITS



RIK 10 SLW

DESCRIPTION	Rough-in kit
SOLD IN	Pairs
USE WITH	IC 610 SUR II, IC 610 LCR II

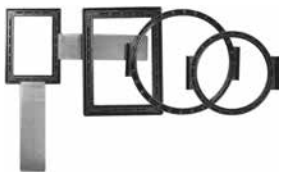
Part Number:
 93889



RIK 8.5 LW

DESCRIPTION	Rough-in kit
SOLD IN	Pairs
USE WITH	IC 608 LCR FG II, IC 608 FG II, IC 408 LCR FG II, IC 408 FG II

Part Number:
 93885



RIK 8 LW

DESCRIPTION	Rough-in kit
SOLD IN	Pairs
USE WITH	IW 608 FG II, IW 408 FG II

Part Number:
 93886

ACCESSORIES

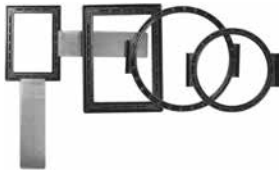
ROUGH IN KITS



RIK 6.5 LW

DESCRIPTION	Rough-in kit
SOLD IN	Pairs
USE WITH	IC 606 FG II, IC 406 FG II

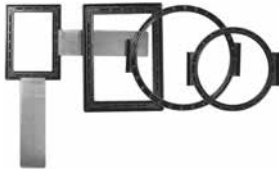
Part Number:
93882



RIK 6.5 SLM

DESCRIPTION	Rough-in kit
SOLD IN	Pairs
USE WITH	IC 604 SLM, IC 404 SLM

Part Number:
1063962



RIK 6 XLW

DESCRIPTION	Rough-in kit
SOLD IN	Pairs
USE WITH	IW 606 SUR FG II, IW 626 LCR FG II

Part Number:
93883



RIK 6 LW

DESCRIPTION	Rough-in kit
SOLD IN	Pairs
USE WITH	IW 606 FG II, IW 406 FG II

Part Number:
93883



RIK 5 XLW

DESCRIPTION	Rough-in kit
SOLD IN	Pairs
USE WITH	IW 625 LCR FG II, IW 425 LCR FG II

Part Number:
93881

AESTHETIC SERIES

A 500 SERIES



A 500

PLACEMENT	FRONT/CENTER/SURROUND
SYSTEM	2-way bass reflex
WOOFER	102mm / 4"
TWEETER	51mm / 2 cone
POWER	50 watts (60 watts peak)
SENSITIVITY	90dB @ 2.8V/1m
FREQUENCY RANGE	80Hz - 20kHz
IMPEDANCE	8 ohms
WEIGHT	1.6 kg / 3.5 lb
DIMENSIONS	250mm (9.8") H x 285mm (11.2") W x 76mm (3") D
FINISH	White

Part Number:
82437 (White)

A 300 SERIES



A 360

PLACEMENT	FRONT
SYSTEM	3 channel passive LCR sound bar
WOOFER	3 x 90mm / 3.5"
MIDRANGE	3 x 90mm / 3.5"
TWEETER	3 x 19mm / 0.75"
POWER	75 watts (100 watts peak)
SENSITIVITY	88dB @ 2.8V/1m
FREQUENCY RANGE	100Hz - 20kHz
IMPEDANCE	6 ohms
WEIGHT	7.5 kg / 16.5 lb
DIMENSIONS	112mm (4.4") H x 1015mm (40") W x 92mm (3.6") D
FINISH	Black

Part Number:
89735

AESTHETIC SERIES

A 300 SERIES



A 345 I/O

PLACEMENT	FRONT/SURROUND
SYSTEM	2-way bass reflex
WOOFER	102mm / 4"
TWEETER	25mm / 1"
POWER	75 watts (100 watts peak)
SENSITIVITY	86dB @ 2.8V/1m
FREQUENCY RANGE	70Hz - 20kHz
IMPEDANCE	6 ohms
WEIGHT	2.4 kg / 4.4 lb
DIMENSIONS	225mm (8.9") H x 160mm (6.3") W x 142mm (5.6") D
FINISH	Black, White

Part Number:
89530 (Black)
89531 (White)



A 320

PLACEMENT	FRONT/SURROUND
SYSTEM	2-way closed
WOOFER	95mm / 3.75"
TWEETER	25mm / 1"
POWER	50 watts (70 watts peak)
SENSITIVITY	88dB @ 2.8V/1m
FREQUENCY RANGE	95Hz - 20kHz
IMPEDANCE	6 ohms
WEIGHT	1 kg / 2.2 lb
DIMENSIONS	165mm (6.5") H x 110mm (4.3") W x 91mm (3.6") D
FINISH	Black, White

Part Number:
84379 (Black)
84377 (White)



A 3 CEN.4

PLACEMENT	CENTER
SYSTEM	2-way shielded
WOOFER	2 x 95mm / 3.75"
TWEETER	25mm / 1"
POWER	70 watts (100 watts peak)
SENSITIVITY	88dB @ 2.8V/1m
FREQUENCY RANGE	100Hz - 20kHz
IMPEDANCE	8 ohms
WEIGHT	1.7 kg / 3.7 lb
DIMENSIONS	112mm (4.4") H x 300mm (11.8") W x 93mm (3.7") D
FINISH	Black

Part Number:
84399 (Black)

OUTDOOR LANDSCAPE



JL-4810 SYSTEM

SYSTEM CONTENTS (8) JL-4 Satellites, (1) JL-10SW Burial Subwoofer, (8) JGS-10 Ground Stakes

Part Number:
1063453

FREQUENCY RESPONSE 39Hz - 20Hz

JL-4 DRIVER 4" Long-Throw Aluminum Full-Range Driver

JL-10SW DRIVER 10" Long-Throw IMG Woofer

SYSTEM SENSITIVITY 89dB (2.83V @ 1m)

IMPEDANCE 70V/100V or 8 OHM

POWER HANDLING JL-4: 20W / 50W Peak
JL-10SW: 100W / 200W Peak

JL-4 70V TRANSFORMER 25W

MATERIAL JL-4: Glass fiber-filled ABS, Aluminum Grille
JL-10SW: Aluminum Canopy, PE Cabinet

FINISH JL-4: Satin Gun Metal Paint
JL-10SW: Gloss Metallic Gun Metal

DIMENSIONS JL-4:
133mm (5.24")H x 104mm (4.09")W x 143mm (5.63")D
JL-10SW:
555mm (21.85")H x 409mm (16.10")W x 409mm (16.10")D

WEIGHT JL-4: 2.28kg (5.0 lbs)
JL-10SW: 15.91 kg (35.0)



JL-4 SAT

FREQUENCY RANGE 115Hz-20KHz

Part Number:
1063445

DRIVER 4" Long-Throw Aluminum Full-Range Driver

SENSITIVITY 85dB (2.83V @ 1m)

IMPEDENCE 70V

POWER HANDLING 50W

70V TRANFORMER 25W

MATERIALS Glass fiber-filled, UV Treated ABS

FINISH Satin Gun Metal

GRILLE MATERIAL Rust-proof Aluminum

DIMENSIONS 133mm (5.24")H, 104mm (4.09")W, 143mm (5.63")D

WEIGHT 2.27 kg (5.0 lbs)

ACCESSORIES (SOLD SEPARATELY) JGS-10 Ground Stake (PN: 1063449)
JJB-3 Junction Box (PN: 1063450)
JDA-500 DSP Amplifier (120V: 10634321, 230V: 10634322)

OUTDOOR

LANDSCAPE

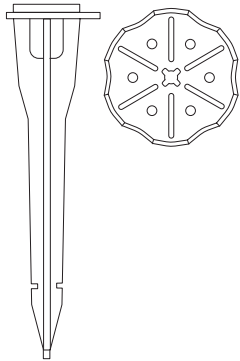


JL-10SW

FREQUENCY RANGE	115Hz-20KHz
DRIVER	10" IMG Dual Voice Coil
SENSITIVITY	90dB (2.83V @ 1m)
IMPEDENCE	70V @ 250W 8 Ohm Stereo 4 Ohm Mono
POWER HANDLING	200W
MATERIALS	Canopy: Rustproof, UV Resistant Aluminum Cabinet: Heavy Duty, High Impact Polyethylene
FINISH	Canopy: Metallic Gray Cabinet: Matte Black
DIMENSIONS	555mm (21.85") H, 409mm (16.1") W, 409mm (16.1") D
WEIGHT	15.91 kg (35.0 lbs)
ACCESSORIES	JJB-3 Junction Box (PN: 1063450)
(SOLD SEPARATELY)	JDA-500 DSP Amplifier (120V: 10634321, 230V: 10634322)

Part Number:
1063446

ACCESSORIES



JGS-10

DESCRIPTION	10" Ground Stake
MATERIAL	Ground Stake: Glass-Filled ABS Security Plate: Galvanized Stamped Steel
INCLUDED IN BOX	10" Ground Stake, 7" Security Plate, Installation Manual
FINISH	Matte Gun Metal Grey
DIMENSIONS	300mm H, 85mm W, 85mm D 11.81" H, 3.35" W, 3.35" D
WEIGHT	.91 kg (2 lbs)
FOR USE WITH	Jamo JL-4 Landscape Satellite

Part Number:
1063449

OUTDOOR

ROCKS



JR-6

SYSTEM	Stereo rock speaker	Part Number:
FREQUENCY RANGE	67Hz – 22kHz	1063234 Sandstone
TWEETER	Dual 1.9cm (.75") Aluminum tweeters	1063238 Granite
WOOFER	16.5cm (6.5") DVC IMG woofer	
SENSITIVITY	88dB @ 2.83V/1m	
POWER	2 x 50W	
IMPEDANCE	2 x 8 ohm / 70V	
ENCLOSURE MATERIAL	UV treated fiberglass	
GRILL MATERIAL	Rust-proof aluminum	
WEIGHT	5.53 kg / 12.2 lb	
DIMENSIONS	310mm (12.24")H x 307mm (12.09")W x 295mm (11.65")D	
FINISH	Granite or Sandstone	
ACCESSORIES (SOLD SEPARATELY)	JDA-500 DSP Amplifier (120V: 10634321, 230V: 10634322)	



JR-5

SYSTEM	Rock satellite	Part Number:
FREQUENCY RANGE	93Hz – 20kHz	1063233 Sandstone
TWEETER	2.54cm (1") Aluminum tweeter with WaveGuide	1063236 Granite
WOOFER	12.7cm (5") IMG woofer	
SENSITIVITY	88dB @ 2.83V/1m	
POWER	60W	
70V / 100V TAP SETTINGS	70V: 3.75W, 7.5W, 15W, 30W 100V: 7.5W, 15W, 30W 8 ohm bypass	
ENCLOSURE MATERIAL	UV treated fiberglass	
GRILL MATERIAL	Rust-proof aluminum	
WEIGHT	3.62 kg / 8 lb	
DIMENSIONS	265mm (9.46")H x 247mm (10.35")W x 234mm (7.97")D	
FINISH	Granite or Sandstone	
ACCESSORIES (SOLD SEPARATELY)	JDA-500 DSP Amplifier (120V: 10634321, 230V: 10634322)	

OUTDOOR

ROCKS



JR-4

SYSTEM	Rock satellite	Part Number:
FREQUENCY RANGE	115Hz – 20kHz	1064152 Sandstone
DRIVER	4" Long-throw aluminum full-range driver	1064153 Granite
SENSITIVITY	85dB @ 2.83V/1m	
IMPEDANCE	70V / 8 ohm	
POWER	50W	
70V TRANSFORMER	25W	
ENCLOSURE MATERIAL	UV treated fiberglass	
GRILL MATERIAL	Rust-proof aluminum	
WEIGHT	2.27 kg / 5.0 lb	
DIMENSIONS	192mm (7.58")H x 226mm (8.91")W x 176mm (6.91")D	
FINISH	Granite or Sandstone	
ACCESSORIES (SOLD SEPARATELY)	JDA-500 DSP Amplifier (120V: 10634321, 230V: 10634322)	



JR-8SW

SYSTEM	Rock subwoofer speaker	Part Number:
FREQUENCY RANGE	38Hz – 125kHz	1063235 Sandstone
DRIVER	20.3 cm (8") DVC IMG woofer	1063237 Granite
SENSITIVITY	87dB @ 2.83V/1m	
IMPEDANCE	2 x 8 ohm / 70V / 100V	
POWER	2 x 50W	
ENCLOSURE MATERIAL	UV treated fiberglass	
GRILL MATERIAL	Rust-proof aluminum	
WEIGHT	6.12 kg / 13.5 lb	
DIMENSIONS	327mm (12.87")H x 379mm (14.92")W x 288mm (11.35")D	
FINISH	Granite or Sandstone	
ACCESSORIES (SOLD SEPARATELY)	JDA-500 DSP Amplifier (120V: 10634321, 230V: 10634322)	

OUTDOOR

CUSTOM



I/O 6

SYSTEM	6.5" 2-way outdoor speaker
FREQUENCY RANGE	67Hz - 18kHz
POWER	50W RMS / 100W peak
IMPEDANCE	4 ohm
SENSITIVITY	89dB @ 2.8V/1m
TWEETER	25mm (1") Aluminum dome
WOOFER	165mm (6.5") Aluminum HCC
ENCLOSURE MATERIAL	UV resistant ABS
ENCLOSURE TYPE	Sealed enclosure
INPUTS	Single binding posts
FINISH	Satin black or Satin white

Part Number:
1064131 (White)
1064134 (Black)



I/O 5

SYSTEM	5.25" 2-way outdoor speaker
FREQUENCY RANGE	72Hz - 18kHz
POWER	40W RMS / 80W peak
IMPEDANCE	4 ohm
SENSITIVITY	88dB @ 2.8V/1m
TWEETER	25mm (1") Aluminum dome
WOOFER	133mm (5.25") Aluminum HCC
ENCLOSURE MATERIAL	UV resistant ABS
ENCLOSURE TYPE	Sealed enclosure
INPUTS	Single binding posts
FINISH	Satin black or Satin white

Part Number:
1064130 (White)
1064133 (Black)

OUTDOOR CUSTOM

I/O 4



SYSTEM	4" 2-way outdoor speaker
FREQUENCY RANGE	80Hz - 18kHz
POWER	35W RMS / 70W peak
IMPEDANCE	4 ohm
SENSITIVITY	86dB @ 2.8V/1m
TWEETER	25mm (1") Aluminum dome
WOOFER	102mm (4") Aluminum HCC
ENCLOSURE MATERIAL	UV resistant ABS
ENCLOSURE TYPE	Sealed enclosure
INPUTS	Single binding posts
FINISH	Satin black or Satin white

Part Number:
1064129 (White)
1064132 (Black)

I/O 3S



SYSTEM	2-way bass reflex stereo input
WOOFER	133mm / 5.25"
TWEETER	2 x 25mm / 1" Dome
POWER	2 x 40 watts (2 x 80 watts peak)
SENSITIVITY	88dB @ 2.8V/1m
FREQUENCY RANGE	64Hz - 20kHz
IMPEDANCE	8 ohms + 8 ohms
WEIGHT	3.2 kg / 6.9 lbs
DIMENSIONS	290mm (11.4") H x 200mm (7.9") W x 209mm (8.2") D
TEMP. RANGE	-30 °C (-22 °F) to +70 °C (158 °F)
FINISH	White (paintable), Black

Part Number:
93719 (White)
93718 (Black)



I/O 8.52DVCA2 FG

SYSTEM	2-way in-ceiling stereo input
WOOFER	203mm / 8"
TWEETER	13mm / 0.5" Dome
POWER	2 x 50 watts (2 x 100 watts peak)
SENSITIVITY	89dB @ 2.8V/1m
FREQUENCY RANGE	65Hz - 22kHz
IMPEDANCE	8 ohms + 8 ohms
WEIGHT	1.5 kg / 3.2 lbs
DIMENSIONS	Ø 272mm (10.7")
TEMP. RANGE	-30 °C (-22 °F) to +70 °C (158 °F)
OPTIONAL RIK	RIK8.5LW
OPTIONAL FRB	FRB8.5
FINISH	White (paintable)

Part Number:
93681



I/O 6.52DVCA2 FG

SYSTEM	2-way in-ceiling stereo input
WOOFER	165mm / 6.5"
TWEETER	13mm / 0.5" Dome
POWER	2 x 50 watts (2 x 100 watts peak)
SENSITIVITY	89dB @ 2.8V/1m
FREQUENCY RANGE	65Hz - 22kHz
IMPEDANCE	8 ohms + 8 ohms
WEIGHT	1.3 kg / 2.9 lbs
DIMENSIONS	Ø 229mm (9.0")
TEMP. RANGE	-30 °C (-22 °F) to +70 °C (158 °F)
OPTIONAL RIK	RIK6.5LW
OPTIONAL FRB	FRB6.5
FINISH	White (paintable)

Part Number:
93680

AMPLIFIERS



JDA-500

AMPLIFIER TYPE	High efficiency class G/H
POWER	500W Total System Power 4 x 125W per channel
INPUTS	Balanced: 4 x Phoenix line level (up to 12 AWG wire) Unbalanced: 4 x RCA Line Level (throughs)
OUTPUTS	4 x Phoenix speaker level (up to 12 AWG wire) 4 x RCA Line Level (throughs)
INPUT SENSITIVITY	Balanced: 4 x Phoenix line level (up to 12 AWG wire) Unbalanced: 4 x RCA Line Level (throughs)
INPUT IMPEDANCE	4 x Phoenix speaker level (up to 12 AWG wire) 4 x RCA Line Level (throughs)
THD	<1% @ rated output
SIGNAL-TO-NOISE	-100dB below rated output
MATERIAL	Front face: ABS plastic Case: Machine formed steel
RACK UNIT	1RU
DIMENSIONS	44mm (1.73")H x 483mm (19.02")W x 363mm (14.29")D
WEIGHT	6.82 kg (15 lb)
MOUNTING	Removable 1RU rack ears, removable rubber feet

Part Number:
1063421



MPA-201

OUTPUT 4 OHM	2 x 100W
OUTPUT 8 OHM	1 x 200 W
TDH (RATED POWER)	<0.1%
AUDIO ONLY	1 rear
AUDIO	1 rear
SPEAKER CONNECTIONS	2
ADJUSTABLE CROSSOVER	50Hz - 150Hz
AUTO TURN-ON SENSITIVITY	5mV +/-2mV
WEIGHT	5.2kg / 11.5 lbs
DIMENSIONS	140mm (5.5") H x 145mm (5.8") W x 324mm (12.8") D
FINISH	Black

Part Number:
93853

AMPLIFIERS




MPA-101

OUTPUT 4 OHM	2 x 50W
OUTPUT 8 OHM	1 x 100 W
TDH (RATED POWER)	<0.05%
AUDIO ONLY	1 rear
AUDIO	1 rear
SPEAKER CONNECTIONS	2
ADJUSTABLE CROSSOVER	50Hz - 150Hz
AUTO TURN-ON SENSITIVITY	5mV +/-2mV
WEIGHT	4.8kg / 10.5 lbs
DIMENSIONS	140mm (5.5") H x 145mm (5.8") W x 324mm (12.8") D
FINISH	Black

Part Number:
93850

NOTES



INNOVATIVE
BY DESIGN



THE LEGENDARY JAMO R 909

THE PURSUIT OF PERFECTION

For over half a century JAMO has designed and engineered its products utilizing some of the most talented, skilled and passionate people in the industry – starting with Preben Jacobsen, in a hen house in Glyngøre, Denmark. Today, advanced acoustics research and development continues with some of the most brilliant minds in consumer electronics and some of the most well-designed products in the industry. We continue to innovate, honoring the principals and ideals of Preben Jacobsen and Julius Mortensen, providing high-performance sound to the places where we live, integrating beautifully into our environments.

Jamo[®]

DRIVEN BY A VISION



JAMO FOUNDERS JULIUS MORTENSEN AND PREBEN JACOBSEN

©2017 KLIPSCH GROUP, INC. ALL RIGHTS RESERVED. JAMO IS A TRADEMARK OF KLIPSCH GROUP, INC., REGISTERED IN THE US AND OTHER COUNTRIES. KLIPSCH GROUP, INC. IS A WHOLLY-OWNED SUBSIDIARY OF VOXX INTERNATIONAL CORPORATION.

VISIT JAMO.COM

FOLLOW US



Jamo[®]

Jamo[®]
EST. 1968