


# Know Your Stuff

# Know Your Stuff

**FREE** E-BOOKS, PUZZLES, QUIZZES AND WORD GAMES

## Freshwater Tropical Aquarium Fish

Species Descriptions and Environment Stats



# CICHLIDS

African, American and New World

# Know Your Stuff

## Freshwater Tropical Fish - Cichlids

E-book created by

[Dennis L. Bangerter](#)

Copyright © 2007 All rights reserved

Source material and permission by



- Drs. Foster & Smith's LiveAquaria.com offers you the best shopping experience possible for quality freshwater and marine fish, corals, live rock and sand, invertebrates and live plants...all at great prices.
- Owned and operated by veterinarians Dr. Race Foster and Dr. Marty Smith, widely regarded as the nation's leading pet product experts, LiveAquaria.com is the largest and most responsible supplier of aquatic life in the country.
- For over 20 years Drs. Foster & Smith pet supply catalogs have been invited into the homes of millions of pet owners - dog, cat, bird, reptile, aquarium & pond, and more - making them the leading direct marketer of pet supplies in the country. In addition to the live species you'll find at LiveAquaria.com, Drs. Foster & Smith also offer the most complete selection of fish and aquarium supplies in the industry on their DrsFosterSmith.com Pet Supplies web site.

**For quick reference to this E-book,  
download it to your computer and create a desktop shortcut to it!**

More **FREE** E-books and Puzzles can be found [here](#).

---

If you enjoy a little **FREE** leisure reading, try one of my creative works below:

[God's Plan – Man](#): An exposition outlining the two separate paths of spiritual progression in the afterlife.

[The Unveiling](#) (A short story in the format of a screenplay.): A fictional and inspiring story.  
**Logline:** A young engineer invents glasses that allow one to literally see heaven, and the world will never be the same again.

Hire [ME](#) to create your PDF E-books!



# Freshwater & Brackish Compatibility Chart

Tank mate compatibility is crucial to a successful and healthy marine aquarium. Incompatible species will increase stress in the tank which could result in disease and considerable loss. Use the chart below as a guideline when selecting fish.

Remember, no guarantees can be made about the compatibility or incompatibility of any particular species of fish. Also, particular species within a group of fish vary in temperament and may not correspond with the guideline below.

Y = Yes, Generally Compatible

C = Can co-exist with Caution

N = No, Not Compatible

	Malawian Cichlids	Tanganyikan Cichlids	Misc. African Cichlids	New World Cichlids	Angelfish	Barbs	Bettas	Cory Cats	Danios / Minnows	Discus	Fancy Goldfish	Gouramis	Guppies	Hatchets	Killifish	Larger Catfish	Loaches	Mollies	Platies	Plecos	Rainbowfish	Rasboras	Sharks	Suckermouth Catfish	Swordtails	Tetras	Misc. Fish	Invertebrates	Brackish Fish	Pond Fish	Freshwater Plants	
Malawian Cichlids	Y																															
Tanganyikan Cichlids	C	C																														
Misc. African Cichlids	C	C	Y																													
New World Cichlids	C	C	C	C																												
Angelfish	N	N	N	C	Y																											
Barbs	C	C	C	C	C	Y																										
Bettas	N	N	N	N	C	N	C																									
Cory Cats	C	C	C	C	Y	Y	Y	Y																								
Danios / Minnows	N	N	N	C	Y	Y	Y	Y	Y																							
Discus	N	N	N	C	C	C	C	Y	Y	Y																						
Fancy Goldfish	N	N	N	N	N	N	N	Y	N	N	Y																					
Gouramis	N	N	N	C	Y	Y	C	Y	Y	C	N	Y																				
Guppies	N	N	N	N	Y	C	Y	Y	Y	Y	N	Y	Y																			
Hatchets	N	N	N	C	Y	C	Y	Y	Y	Y	N	Y	Y	Y																		
Killifish	N	N	N	C	Y	C	C	Y	Y	Y	N	Y	Y	Y	Y																	
Larger Catfish	C	C	C	C	C	C	C	C	C	C	N	C	C	C	C	C																
Loaches	C	C	C	C	Y	Y	Y	Y	Y	Y	C	Y	C	Y	C	C	Y															
Mollies	N	N	N	C	Y	Y	Y	Y	Y	Y	N	Y	Y	Y	Y	C	C	Y														
Platies	N	N	N	C	Y	C	Y	Y	Y	Y	N	Y	Y	Y	Y	C	C	Y	Y													
Plecos	Y	Y	Y	Y	Y	Y	Y	Y	Y	C	Y	Y	Y	Y	Y	C	Y	Y	Y	C												
Rainbowfish	N	N	N	C	Y	Y	C	Y	Y	Y	N	Y	Y	C	Y	C	Y	Y	Y	Y	Y	Y										
Rasboras	N	N	N	C	Y	Y	Y	Y	Y	Y	N	Y	Y	Y	Y	C	Y	Y	Y	Y	Y	Y	Y									
Sharks	C	C	C	C	C	Y	C	C	Y	C	N	Y	C	C	C	C	Y	C	C	Y	C	Y	C	C								
Suckermouth Catfish	C	C	C	C	Y	Y	Y	Y	C	Y	Y	C	Y	Y	C	Y	C	Y	C	C	Y	Y	Y	Y	C	Y						
Swordtails	N	N	N	C	Y	C	Y	Y	Y	Y	N	Y	Y	Y	Y	C	C	Y	Y	Y	Y	Y	Y	C	C	Y						
Tetras	N	N	N	C	Y	Y	Y	Y	Y	Y	N	C	Y	Y	Y	N	Y	Y	Y	Y	Y	Y	Y	C	Y	Y	Y					
Misc. Fish	C	C	C	C	C	C	C	C	C	C	C	C	C	C	C	C	C	C	C	C	C	C	C	C	C	C	C	C	C	C	C	C
Invertebrates	C	C	C	C	C	C	C	C	C	C	C	C	C	C	C	C	C	C	C	C	C	C	C	C	C	C	C	C	C	C	C	C
Brackish Fish	N	N	N	C	N	C	N	N	N	N	N	N	N	N	N	N	N	N	N	N	N	N	N	N	N	N	N	N	N	N	N	N
Pond Fish	N	N	N	N	N	N	N	N	N	N	Y	N	N	N	N	N	N	N	N	N	N	N	N	N	N	N	N	N	N	N	N	N
Freshwater Plants	C	C	C	C	Y	Y	Y	Y	Y	Y	C	Y	Y	Y	Y	C	Y	Y	Y	Y	Y	Y	Y	Y	Y	Y	Y	Y	Y	Y	Y	Y

# Table of Contents

## African Cichlids

### Malawian Cichlids



Electric Yellow Cichlid



Blue Peacock Cichlid



Electric Blue Cichlid



Yellow Peacock Cichlid



Moorei Cichlid



Red Peacock Cichlid



Albino Peacock Cichlid



Acei Cichlid



Cobalt Blue Zebra Cichlid



Red Zebra Cichlid



Kenyi Cichlid



Demasoni Cichlid



Yellowfin Borleyi Cichlid



Venustus Cichlid



Compressiceps Cichlid



Blue Johanni Cichlid



Fuelleborni Cichlid, Orange Blossom



Peacock Cichlid, Orange Blossom



Bumblebee Cichlid

### Tanganyikan Cichlids



Orange Leleupi Cichlid



Dickfeldi Cichlid



Brevis Cichlid



Marlieri Cichlid



Duboisi Cichlid



Calvus Cichlid

## Table of Contents (cont.)



**Tretrocephalus  
Cichlid**



**Caudopunctatus  
Cichlid**



**Cylindricus  
Cichlid**



**Albino Ornatus  
Cichlid**



**Gold Head  
Compressicep  
Cichlid**



**Gold Ocellatus  
Cichlid**



**Gold  
Sexfasciatus  
Cichlid**



**Moorii (Kaiser II)  
Cichlid**



**Frontosa  
Cichlid**



**Jeweled Goby  
Cichlid**

### Misc. African Cichlids



**Kribensis  
Cichlid**



**Buttkoferi  
Cichlid**



**Albino Kribensis  
Cichlid**



**Buffalo Head  
Cichlid**



**Nanochromis  
Cichlid**

### American & New World Cichlids



**German Blue  
Ram**



**Firemouth Cichlid**



**Green Texas  
Cichlid**



**Red Devil**



**Green  
Severum**



**Rainbow Cichlid**



**Pink Convict  
Cichlid**



**Black Convict  
Cichlid**



**Bolivian Ram**



**Gold Severum**



**Jack Dempsey**



**Assorted  
Apistogramma**

# Table of Contents (cont.)



**Double Full Red  
Cockatoo  
Cichlid**



**Salvini Cichlid**



**Tiger Oscar**



**Managuense  
Cichlid**



**Zebra Oscar**



**Orange  
Cockatoo  
Cichlid**



**Red Star  
Flower Horn  
Cichlid**



**Red Parrot**



**Albino Oscar**



**Peacock  
Bass**



**Texas Cichlid**



**Black Stripe  
Dwarf Cichlid**



**Panda Dwarf  
Cichlid**



**Port Acara**



**Red Oscar**



**Double Full Red  
Agassizi Cichlid**



**Uaru Cichlid**



**Festivum  
Cichlid**



**Surinamen  
Geophagus**



**Green Terror**



**German Gold  
Ram**

# African Cichlids

**Malawian Cichlids** - The fish from Lake Malawi are territorial by nature, and their aquarium should be aquascaped with plenty of rocks to provide ample hiding places. Most of the fish contained in this category are mouth brooders and are relatively easy to breed. Appropriate levels of salt and trace elements should be added to the aquarium to promote proper health.



**Electric Yellow Cichlid**

## Quick Stats

**Minimum Tank Size:** 50 gallons

**Care Level:** Easy

**Tank Conditions:** 72-82°F; pH 7.8-8.5;  
KH 10-15

**Max. Size In Aquarium:** Up to 5"

**Color Form:** Yellow

**Temperament:** Semi-aggressive

**Diet:** Omnivore

**Compatibility:** View Chart (front of book)

**Origin:** Farm Raised, Thailand

**Family:** Cichlidae

The Electric Yellow African Cichlid is also known as the Yellow Lab or Electric Yellow Lab and gets its rather unusual name as a result of its brilliant yellow coloration, setting it apart from other cichlids. Considered a new species and referred to commercially as *Labidochromis tanganyicae*, this cichlid lives in the waters of Lake Malawi between the islands of Charo and Mbowe. First displayed at Burundi in the early 1980's and exported from there, the Electric Yellow was mistakenly believed to come from Lake Tanganyika. Small Electric Yellows will often not show the vivid black striping on the fins until they mature and age.

A peaceful and shy cichlid when compared to the temperament of other African Cichlids, Electric Yellow would be considered semi-aggressive in a standard fresh water aquarium. The aquarium should include a sandy bottom, robust plants, caves, and rocks.

The female lays her eggs on the surface of rocks and then scoops them into her mouth where they brood for 18 days before being released.

The Electric Yellow Lab needs both meaty foods and greens such as brine shrimp, blood worms, and quality flake or pellet food containing vegetable matter.

**Approximate Purchase Size:** Small: 1" to 1-1/2"; Medium: 4" to 5"

**[PURCHASE THIS FISH](#)**



## Blue Peacock Cichlid

### Quick Stats

**Minimum Tank Size:** 50 gallons

**Care Level:** Easy

**Tank Conditions:** 72-82°F; pH 7.8-8.5;  
KH 10-15

**Max. Size In Aquarium:** Up to 6"

**Color Form:** Brown, Gray, Metallic Blue

**Temperament:** Semi-aggressive

**Diet:** Omnivore

**Compatibility:** View Chart

**Origin:** Farm Raised, USA

**Family:** Cichlidae

The Blue Peacock Cichlid, *Aulonocara stuartgranti*, comes from the rocky, sandy shores of Lake Malawi, Africa. The males are a bright yellow to metallic blue, whereas, the females take on a drab brown to gray color.

The Blue Peacock Cichlid does well in an aquarium that is at least 50 gallons with plenty of rocks for territories and a sandy bottom. The males are usually only aggressive towards their own species unless their territory is invaded upon. Provide a ratio of 3 to 4 females to one male.

The male Blue Peacock's colors will become more vivid during breeding time. The yellow will become more pronounced and his temperament will become more aggressive. Again, provide multiple females for the male, as it will take the stress off of the female carrying the eggs. Incubation is approximately three weeks, at which time, the female will release the fry. Provide the fry with newly hatched brine shrimp and finely ground flake food.

The Blue Peacock should be fed a variety of both meaty and vegetable-based foods. Feed live and frozen brine shrimp along with Spirulina-based flake and pellet foods.

**Approximate Purchase Size:** 1" to 1-1/2"

### [PURCHASE THIS FISH](#)







## Electric Blue Cichlid

### Quick Stats

**Minimum Tank Size:** 70 gallons

**Care Level:** Easy

**Tank Conditions:** 72-82°F; pH 7.8-8.5;  
KH 10-15

**Max. Size In Aquarium:** Up to 8"

**Color Form:** Blue

**Temperament:** Aggressive

**Diet:** Carnivore

**Compatibility:** View Chart

**Origin:** Farm Raised, USA

**Family:** Cichlidae

The Electric Blue African Cichlid, also called the Electric Blue Ahli, is a fairly typical member of the *Cichlidae* family. Interestingly, *S. ahli* was first imported erroneously as *Haplochromis jacksoni*; however, the two species are markedly different.

The Electric Blue African Cichlid does well with other Lake Malawi cichlids when provided with a spacious, rocky tank of 70 gallons or more. Although plants are extraneous for the Electric Blue African Cichlid, they may be beneficial for other tank members; however, fish larger than three inches will often uproot live plants. The Electric Blue African Cichlid can and probably will be aggressive toward smaller fish.

Considered a specialized mouth brooder, eggs are fertilized and carried by the female. Within 12 to 18 days, fry are released, measuring 1/4 inch. Once released, they do not return to their mother again. Most members of the mouth brooding variety of African Cichlids are easily bred while in the aquarium when given the proper tank set-up and excellent water conditions. A small group of 5 to 7 females and one male will provide the best opportunities for breeding.

The Electric Blue Cichlid needs both meaty foods and greens such as brine shrimp, blood worms, small fish as well as a quality flake or pellet food containing vegetable matter.

**Approximate Purchase Size:** Small: 1" to 1-1/2"; Medium: 4" to 5"

**[PURCHASE THIS FISH](#)**





## Yellow Peacock Cichlid

### Quick Stats

**Minimum Tank Size:** 50 gallons

**Care Level:** Easy

**Tank Conditions:** 72-82°F; pH 7.8-8.5;  
KH 10-15

**Max. Size In Aquarium:** Up to 6"

**Color Form:** Bright Yellow, Yellow

**Temperament:** Semi-aggressive

**Diet:** Omnivore

**Compatibility:** View Chart

**Origin:** Farm Raised, USA

**Family:** Cichlidae

The Yellow Peacock Cichlid comes from years of breeding and is not a naturally occurring strain. It is yellow in coloration and has the same form as the other Peacock Cichlids of the same family. The male displays the typical egg spots on the anal fin and is typically more colorful than the female, especially during breeding.

The Yellow Peacock Cichlid does well in an aquarium that is at least 50 gallons with plenty of rocks for territories and a sandy bottom. The males are usually only aggressive towards their own species unless their territory is invaded upon. Provide a ratio of 3 to 4 females to one male.

Again, provide multiple females for the male, as it will take the stress off of the female carrying the eggs. Incubation is approximately three weeks, at which time the female will release the fry. Provide the fry with newly hatched brine shrimp and finely ground flake food.

The Yellow Peacock Cichlid should be fed a variety of both meaty and vegetable-based foods. Feed live and frozen brine shrimp along with Spirulina-based flake and pellet foods.

**Approximate Purchase Size:** 1" to 1-1/2"

### [PURCHASE THIS FISH](#)





## Moorei Cichlid

### Quick Stats

**Minimum Tank Size:** 70 gallons

**Care Level:** Easy

**Tank Conditions:** 72-82°F; pH 7.8-8.5;  
KH 10-15

**Max. Size In Aquarium:** Up to 9"

**Color Form:** Blue

**Temperament:** Aggressive

**Diet:** Carnivore

**Compatibility:** View Chart

**Origin:** Africa - Lake Malawi

**Family:** Cichlidae

The Moorei Cichlid, also called the *Haplochromis moorii*, or Dolphin Cichlid is a fairly typical member of the *Cichlidae* family. These powder blue fish make great candidates for the African Cichlid aquarium. The males of the species will develop a large protruding hump on the forehead as the fish matures.

The Moorei Cichlid does well with other Lake Malawi cichlids when provided with a spacious, rocky tank of 70 gallons or more. Although plants may be beneficial for other tank members they are extraneous for the Moorei Cichlid, and fish larger than three inches will often uproot them. The Moorei African Cichlid can be aggressive toward smaller fish.

Considered a specialized mouth brooder, eggs are fertilized and carried by the female. Within 12 to 18 days, fry are released, measuring 1/4 inch. Once released, they do not return to their mother again. Most members of the mouth brooding variety of African Cichlids are easily bred while in the aquarium when given the proper tank set-up and excellent water conditions. A small group of 5 to 7 females and one male will provide the best opportunities for breeding. The best way to achieve this is to purchase a group of 8 or more individuals of a small size.

The Moorei African Cichlid is a carnivore and prefers a diet rich in meaty foods. Cichlid pellets, ocean plankton, and freeze-dried foods such as bloodworms, tubifex, and brine shrimp will provide this species with the proper nutrition.

**Approximate Purchase Size:** 1" to 1-1/2"

**PURCHASE THIS FISH**

**LiveAquaria.com**



## Red Peacock Cichlid

### Quick Stats

**Minimum Tank Size:** 50 gallons

**Care Level:** Easy

**Tank Conditions:** 72-82°F; pH 7.8-8.5;  
KH 10-15

**Max. Size In Aquarium:** Up to 6"

**Color Form:** Red

**Temperament:** Semi-aggressive

**Diet:** Omnivore

**Compatibility:** View Chart

**Origin:** Farm Raised, USA

**Family:** Chilidae

The Red Peacock Cichlid comes from years of breeding and is not a naturally occurring strain. It is red in coloration and has the same form as the other Peacock Cichlids of the same family. The male displays the typical egg spots on the anal fin and is typically more colorful than the female, especially during breeding.

The Red Peacock Cichlid does well in an aquarium that is at least 50 gallons with plenty of rocks for territories and a sandy bottom. The males are usually only aggressive towards their own species unless their territory is invaded upon. Provide a ratio of 3 to 4 females to one male.

Again, provide multiple females for the male, as it will take the stress off of the female carrying the eggs. Incubation is approximately three weeks, at which time the female will release the fry. Provide the fry with newly hatched brine shrimp and finely ground flake food.

The Red Peacock Cichlid should be fed a variety of both meaty and vegetable-based foods. Feed live and frozen brine shrimp along with Spirulina-based flake and pellet foods.

**Approximate Purchase Size:** Small: 1" to 1-1/2"; Large: 3-1/2" to 4"

### [PURCHASE THIS FISH](#)





### **Albino Peacock Cichlid**

#### **Quick Stats**

**Minimum Tank Size:** 50 gallons

**Care Level:** Easy

**Tank Conditions:** 72-82°F; pH 7.8-8.5;  
KH 10-15

**Max. Size In Aquarium:** Up to 6"

**Color Form:** Pale, Red

**Temperament:** Semi-aggressive

**Diet:** Omnivore

**Compatibility:** View Chart

**Origin:** Farm Raised, USA

**Family:** Chilidae

The Albino Peacock Cichlid comes from the rocky, sandy shores of Lake Malawi, Africa. They are pale in coloration and their eyes are red. The coloration of the male and female are very similar, and the male displays the typical egg spots on the anal fin.

The Albino Peacock Cichlid does well in an aquarium that is at least 50 gallons with plenty of rocks for territories and a sandy bottom. The males are usually only aggressive towards their own species unless their territory is invaded upon. Provide a ratio of 3 to 4 females to one male.

Again, provide multiple females for the male, as it will take the stress off of the female carrying the eggs. Incubation is approximately three weeks, at which time the female will release the fry. Provide the fry with newly hatched brine shrimp and finely ground flake food.

The Albino Peacock Cichlid should be fed a variety of both meaty and vegetable-based foods. Feed live and frozen brine shrimp along with Spirulina-based flake and pellet foods.

**Approximate Purchase Size:** 1" to 1-1/2"

**[PURCHASE THIS FISH](#)**



**Acei Cichlid**

### Quick Stats

**Minimum Tank Size:** 70 gallons

**Care Level:** Moderate

**Tank Conditions:** 72-82°F; pH 8.0-9.0;  
KH 9-19

**Max. Size In Aquarium:** Up to 7"

**Color Form:** Blue, Bright Yellow

**Temperament:** Aggressive

**Diet:** Omnivore

**Compatibility:** View Chart

**Origin:** Farm Raised

**Family:** Cichlidae

The *Pseudotropheus Acei* originates from the Northwestern coast of Lake Malawi from Bandawe Point to Ngara in Zambia, Africa. They have long slender blue body with striking yellow fins. There is little to differentiate males from females, other than the males bear egg spots on the back edge of the anal fin.

A large aquarium with plenty of caves and hiding places is ideal for the *Pseudotropheus Acei*. Caves can be formed from limestone or any other type of inert rock, as well as African Driftwood. An aragonite-based substrate is recommended in order to maintain the necessary high pH and alkalinity. These Cichlids do not like bright lighting, and the aragonite should ideally be either mixed with or covered by darker gravel to reduce the amount of glare in the aquarium.

For best results in spawning, the males should be kept with at least three females. The female will spawn on a flat rock, and will take the unfertilized eggs into her mouth and will follow closely behind the male until he releases the sperm to fertilize the eggs. The female will then incubate the eggs for approximately three weeks before releasing the fry. The fry can then be fed newly hatched brine shrimp, daphnia, or crushed flake food.

The *Pseudotropheus Acei* feeds upon the sediment covered rocks and wood in nature, and is an omnivore. Provide a balanced diet of meaty flake, pellet and frozen foods, as well as dried seaweed and other plant based flake and pellet foods.

**Approximate purchase size:** 1" to 1-1/2"

**[PURCHASE THIS FISH](#)**





## Cobalt Blue Zebra Cichlid

### Quick Stats

**Minimum Tank Size:** 50 gallons

**Care Level:** Easy

**Tank Conditions:** 72-82°F; pH 8.0-9.0; KH 10-18

**Max. Size In Aquarium:** Up to 5½"

**Color Form:** Black, Blue

**Temperament:** Aggressive

**Diet:** Omnivore

**Compatibility:** View Chart

**Origin:** Africa - Lake Malawi

**Family:** Cichlidae

The Cobalt Blue Zebra Cichlid is also known as the Cobalt Blue Cichlid or Zebra Malawi Cichlid and comes from the rocky shores of Lake Malawi, Africa. The coloration of the Cobalt Blue is a pale blue background with seven to eight blue-black bars with four orange egg-shaped spots on the anal fin.

The Cobalt Blue will do best in a cichlid community aquarium with numerous rocks and caves with a sandy bottom and plenty of places to set up territories. A laterite-based substrate is ideal for this system as it will help to maintain the necessary high pH and alkalinity.

For best results in spawning, the males should be kept with at least three females. The female will spawn on a flat rock and will take the unfertilized eggs into her mouth and will follow closely behind the male until he releases the sperm to fertilize the eggs. The female will then incubate the eggs for approximately three weeks before releasing the fry. The fry can then be fed newly hatched brine shrimp, daphnia, or crushed flake food.

The Cobalt Blue should be fed foods rich in vegetable matter such as flake, pellet and leafy seaweeds. Their diets should also be supplemented with meaty plankton-rich foods such as brine shrimp and blood worms.

**Approximate Purchase Size:** Small: 1" to 1-1/2"; Large: 4" to 5"

### [PURCHASE THIS FISH](#)

Visit LiveAquaria's **FREE Information Library**. Simply click on the link below, then in the left hand column under Resources, click on **Article Library**. Over 100 articles to choose from!



**Red Zebra Cichlid**

### Quick Stats

**Minimum Tank Size:** 50 gallons

**Care Level:** Easy

**Tank Conditions:** 72-82°F; pH 7.8-8.5;  
KH 10-18

**Max. Size In Aquarium:** Up to 5"

**Color Form:** Red, Yellow

**Temperament:** Aggressive

**Diet:** Omnivore

**Compatibility:** View Chart

**Origin:** Farm Raised, USA

**Family:** Cichlidae

The Red Zebra African Cichlid, *Pseudotropheus zebra*, is known by a plethora of other names, often based on color. The Red Zebra, although appearing more of a yellow color, is often a brilliant red in the wild. It does not have notable stripes like other varieties of this genus and species. *Pseudotropheus zebra* is a Mbuna Cichlid, and is also called the Zebra Cichlid, Tilapia Zebra, and the False Zebra Mbuna.

A bully by nature, without plenty of room, pyramids, rocks and crevasses to establish territory, Red Zebra will torment other tank mates.

Most members of the mouth brooding variety of African Cichlids are easily bred while in the aquarium if given the proper tank set-up and excellent water conditions. Matriarchal in family structure, the female first lays up to 60 eggs, which she then scoops into her mouth where they are fertilized. The fry remain in the female's mouth for 12 to 18 days before being released. A small group of 5 to 7 females and one male provide the best opportunity for breeding.

Omnivorous, the Red Zebra will enjoy all manner of flaked foods, live foods, algae, lettuce, spinach, and duckweed in its diet.

**Approximate Purchase Size:** Small: 1" to 1-1/2"; Large: 4" to 5"

### [PURCHASE THIS FISH](#)







**Kenyi Cichlid**

**Quick Stats**

**Minimum Tank Size:** 50 gallons

**Care Level:** Easy

**Tank Conditions:** 72-82°F; pH 7.8-8.5; KH 10-20

**Max. Size In Aquarium:** Up to 5"

**Color Form:** Blue, Yellow

**Temperament:** Aggressive

**Diet:** Omnivore

**Compatibility:** View Chart

**Origin:** Africa - Lake Malawi

**Family:** Cichlidae

The Kenyi Cichlid, *Pseudotropheus lombardoi*, is an aggressive medium sized cichlid that originates from the rocky shores of Lake Malawi in Africa. The female is blue with black bars and the male turns to a yellow color as it matures.

The Kenyi Cichlid is ideally kept in a 50 gallon or larger aquarium decorated with plenty of rocks and caves in order to provide adequate hiding places for these territorial fish.

The male is sexually mature when the full yellow color is achieved, and reproduction in this species is considered easy compared to other cichlids. They are a mouth brooding species and the fry are released from the female's mouth in about 3 weeks after fertilization. Feed the fry baby brine shrimp and finely ground flake food.

The Kenyi should be given a diet containing mostly vegetable-based foods, supplemented with meaty type foods. Feed with a quality vegetable-based flake food, algae, and other foods designed for African Cichlids.

**Approximate Purchase Size:** 1" to 1-1/2"

**[PURCHASE THIS FISH](#)**





**Demasoni Cichlid**

### Quick Stats

**Minimum Tank Size:** 50 gallons

**Care Level:** Easy

**Tank Conditions:** 72-82°F; pH 8.0-9.0; KH 9-19

**Max. Size In Aquarium:** Up to 3"

**Color Form:** Black, Blue, Deep Blue, White

**Temperament:** Aggressive

**Diet:** Herbivore

**Compatibility:** View Chart

**Origin:** Africa - Lake Malawi

**Family:** Cichlidae

The Demasoni Cichlid, *Pseudotropheus demasoni*, is a relatively rare cichlid, which originates from a specific rocky point called Pombo Rocks, within the waters of Lake Malawi located in Tanzania, Africa. The male of this species has dark blue or black vertical stripes with alternating lighter stripes of light blue to white. The male Demasoni Cichlid also displays the typical spots on the anal fin, and is considerably larger than the female. The female of this species is not as brilliantly colored, and lacks the spots on the anal fin.

A large aquarium with plenty of caves and hiding places is ideal for these fish. An aragonite-based substrate is recommended in order to maintain the necessary high pH and alkalinity.

For best results in spawning, the males should be kept with at least three females. The female will spawn on a flat rock, and will take the unfertilized eggs into her mouth and will follow closely behind the male until he releases the sperm to fertilize the eggs. The female will then incubate the eggs for approximately three weeks before releasing the fry. The fry can then be fed newly hatched brine shrimp, daphnia, or crushed flake food.

The Demasoni Cichlid needs to be fed vegetable rich foods in the form of flake food, dried seaweed and algae. Brine shrimp, small fish and other meaty foods should only be fed periodically, as their main diet should consist of vegetable matter.

**Approximate purchase size:** 1" to 1-1/2"

**[PURCHASE THIS FISH](#)**



## Yellowfin Borleyi Cichlid

### Quick Stats

**Minimum Tank Size:** 70 gallons

**Care Level:** Easy

**Tank Conditions:** 72-82°F; pH 8.0-9.0; KH 9-19

**Max. Size In Aquarium:** Up to 7"

**Color Form:** Blue, Bright Yellow

**Temperament:** Aggressive

**Diet:** Omnivore

**Compatibility:** View Chart

**Origin:** Farm Raised

**Family:** Cichlidae

The Yellowfin Borleyi Cichlid, also known as *Haplochromis barlowi*, originates from the Southern part of Lake Malawi, Africa. The males have a blue body with striking yellow fins, and are one of the larger Copadichromis Cichlids reaching a maximum size of 7". When mature, the females remain brown to silver in color, and will be slightly smaller than the males.


A large aquarium with plenty of caves and hiding places is ideal for the Yellowfin Borleyi Cichlid. Caves can be formed from limestone or any other type of inert rock, as well as African Driftwood. An aragonite-based substrate is recommended in order to maintain the necessary high pH and alkalinity. They do not like bright lighting, and the aragonite should ideally be either mixed with or covered by darker gravel to reduce the amount of glare in the aquarium. The Yellowfin Borleyi Cichlid requires a substrate deep enough to burrow in during breeding time.

For best results in spawning, the males should be kept with at least three females. The female will spawn on a flat rock, and will take the unfertilized eggs into her mouth and follow closely behind the male until he releases the sperm to fertilize the eggs. The female will then incubate the eggs for approximately three weeks before releasing the fry. The fry can then be fed newly hatched brine shrimp, daphnia, or crushed flake food.

The Yellowfin Borleyi Cichlid feeds upon the sediment covered rocks and wood in nature, and is an omnivore. Provide a balanced diet of meaty flake, pellet and frozen foods, as well as dried seaweed and other plant based flake and pellet foods.

**Approximate purchase size:** 1" to 1-1/2"

**[PURCHASE THIS FISH](#)**





**Venustus Cichlid**

**Quick Stats**

**Minimum Tank Size:** 125 gallons

**Care Level:** Easy

**Tank Conditions:** 72-82°F; pH 7.8-8.5;  
KH 10-15

**Max. Size In Aquarium:** Up to 10"

**Color Form:** Blue, Silver

**Temperament:** Aggressive

**Diet:** Omnivore

**Compatibility:** View Chart

**Origin:** Africa - Lake Malawi

**Family:** Cichlidae

The Venustus Cichlid (meaning refined or elegant) is a large cichlid with the male having a blue face with yellow markings across the head and dorsal fin. The female is less colorful with a silver background behind a dark blotched pattern.

The Venustus Cichlid requires a large aquarium with plenty of caves, hiding spots and places to set up territories. The ideal aquarium setup will consist of many pieces of stacked rock with a sandy aragonite based substrate which is needed to maintain the necessary high pH and alkalinity. These cichlids are very sensitive to levels of nitrates and therefore regular water changes will be needed for their optimal health.


The female will spawn on a flat rock, and will take the unfertilized eggs into her mouth and follow closely behind the male until he releases the sperm to fertilize the eggs. The female will then incubate the eggs for approximately three weeks before releasing the fry. The fry can then be fed newly hatched brine shrimp, daphnia, or crushed flake food.

The Venustus Cichlid needs meaty foods such as brine shrimp, bloodworms, small fish, as well as a quality flake or pellet food containing vegetable matter.

**Approximate Purchase Size:** 1" to 1-1/2"

**[PURCHASE THIS FISH](#)**

aquacultured corals  
**Certified Captive Grown Corals**  
from Foster & Smith's Coral Facility in Rhinelander, WI





## Compressiceps Cichlid

### Quick Stats

**Minimum Tank Size:** 70 gallons

**Care Level:** Easy

**Tank Conditions:** 72-82°F; pH 7.8-8.5;  
KH 10-15

**Max. Size In Aquarium:** Up to 10"

**Color Form:** Orange, Silver

**Temperament:** Aggressive

**Diet:** Carnivore

**Compatibility:** View Chart

**Origin:** Africa - Lake Malawi

**Family:** Cichlidae

The Compressiceps, an African Cichlid, is currently classified as *Dimidiochromis compressiceps*. It was formerly known as *Haplochromis compressiceps*, and is endemic to the waters of Lake Malawi. It may also be listed under the genera *Paratilapia*, *Haplochromis* and *Cyrtocara*. Often referred to as the Malawi Eye-biter, it is the only known predator to eat its prey tail first. It has also been observed biting the eyes out of other fish prior to devouring them, hence its common name.

The Compressiceps requires a tank as large as possible, but a minimum of 70 gallons is required, and it should be densely planted along the tank's perimeter with *Vallisneria* or similar reedy plants. Include a deep, sandy bottom, numerous rocks for hiding, and good filtration.

The Compressiceps is a mouth brooder. Most members of the mouth brooding variety of African Cichlids are easily bred while in the aquarium, if given the proper aquarium set-up and water conditions. A small group of 5 to 7 females and one male will provide the optimal breeding opportunities.

The Compressiceps requires a diet of live or frozen meaty foods, or a good quality flake or pellet food designed for African Cichlids.

**Approximate Purchase Size:** 1" to 1-1/2"

[\*\*PURCHASE THIS FISH\*\*](#)





**Blue Johanni Cichlid**

### Quick Stats

**Minimum Tank Size:** 50 gallons

**Care Level:** Easy

**Tank Conditions:** 72-82°F; pH 8.0-9.0;  
KH 9-19

**Max. Size In Aquarium:** Up to 4½"

**Color Form:** Black, Blue, Gold, Gray

**Temperament:** Aggressive

**Diet:** Herbivore

**Compatibility:** View Chart

**Origin:** Africa - Lake Malawi

**Family:** Cichlidae

The Blue Johanni Cichlid, *Melanochromis johanni*, comes from the shallow waters of Lake Malawi, Africa. The male is gray/black with blue-gray longitudinal markings with the typical spots on the anal fin, and is considerably larger than the female. The female is a dull golden color with rounded fins and no spots.

A large aquarium with plenty of caves and hiding places is ideal for these fish. An aragonite-based substrate is recommended in order to maintain the necessary high pH and alkalinity.

For best results in spawning, the males should be kept with at least three females. The female will spawn on a flat rock, and will take the unfertilized eggs into her mouth and will follow closely behind the male until he releases the sperm to fertilize the eggs. The female will then incubate the eggs for approximately three weeks before releasing the fry. The fry can then be fed newly hatched brine shrimp, daphnia, or crushed flake food.

The Blue Johanni needs to be fed vegetable rich foods in the form of flake food, dried seaweed and algae. Brine shrimp, small fish and other meaty foods should only be fed periodically, as their main diet should consist of vegetable matter.

**Approximate purchase size:** 1" to 1-1/2"

**PURCHASE THIS FISH**

**LiveAquaria.com**



**Fuelleborni Cichlid, Orange Blossom**

### Quick Stats

**Minimum Tank Size:** 50 gallons

**Care Level:** Easy

**Tank Conditions:** 72-82°F; pH 7.8-8.5;  
KH 10-18

**Max. Size In Aquarium:** Up to 5"

**Color Form:** Black, Blue, Orange

**Temperament:** Aggressive

**Diet:** Omnivore

**Compatibility:** View Chart

**Origin:** Farm Raised

**Family:** Cichlidae

The Fuelleborni Cichlid, OB originates from the waters of Lake Malawi, Africa. There are many color variations of the Fuelleborni Cichlid, and this variation is referred to as "OB" or "Orange Blossom". These fish vary tremendously in coloration, but will have a mix of blue, black and orange. The males bear the typical egg spots and are typically larger than the females at maturity.

Provide the Fuelleborni Cichlid with an aquarium of at least 50 gallons with a sandy substrate and plenty of stacked rocks. They are aggressive by nature and are very territorial, so provide ample caves within the rockwork to reduce this aggression.

Most members of the mouth brooding variety of African Cichlids are easily bred while in the aquarium if given the proper tank set-up and excellent water conditions. Matriarchal in family structure, the female first lays up to 60 eggs, which she then scoops into her mouth where they are fertilized. The fry remain in the female's mouth for 12 to 21 days before being released. For the following week or so, the female will scoop the young back into her mouth when any danger is sensed. A small group of 5 to 7 females and one male provide the best opportunity for breeding.

Although the Fuelleborni Cichlid is Omnivorous, the majority of their diet should be plant based. They will enjoy all manner of flaked foods, spinach, dried seaweed and lettuce tied to a rock or fed with a lettuce clip. Also supplement their diet with either dried or frozen bloodworms, brine and mysis shrimp.

**Approximate Purchase Size:** 1" to 1-1/2"

**[PURCHASE THIS FISH](#)**





**Peacock Cichlid, Orange Blossom**

### Quick Stats

**Minimum Tank Size:** 50 gallons

**Care Level:** Easy

**Tank Conditions:** 72-82°F; pH 7.8-8.5;  
KH 10-15

**Max. Size In Aquarium:** Up to 6"

**Color Form:** Blue, Orange, Yellow

**Temperament:** Semi-aggressive

**Diet:** Omnivore

**Compatibility:** View Chart

**Origin:** Farm Raised, USA

**Family:** Chilidae

It is speculated that the OB Peacock Cichlid originated from a cross between an *Aulonocara nyassae* and a species of female *mbuna*. This cross was initiated in captivity, and the beautiful hybrid OB Peacock was the result. Their body shape is very similar to that of the *Aulonocara nyassae*, but the cross between species developed a beautiful blue and orange mottled coloration. The colorations are highly variable in this hybrid and will range from orange to yellow with different shades of blue. The patterns will also vary from being mottled to striped in nature.

The OB Peacock Cichlid does well in an aquarium that is at least 50 gallons with plenty of rocks for territories and a sandy bottom. The males are usually only aggressive towards their own species unless their territory is invaded upon. Provide a ratio of 3 to 4 females to one male.

To breed the OB Peacock Cichlid, provide multiple females for the male, as it will take the stress off of the female carrying the eggs. Peacock Cichlids are mouth brooders, and the incubation is approximately three weeks, at which time the female will release the fry. Provide the fry with newly hatched brine shrimp and finely ground flake food.

The OB Peacock should be fed a variety of both meaty and vegetable-based foods. Feed live and frozen brine shrimp along with Spirulina-based flake and pellet foods.

**Approximate Purchase Size:** 2" to 2 1/2"

**[PURCHASE THIS FISH](#)**





## Bumblebee Cichlid

### Quick Stats

**Minimum Tank Size:** 50 gallons

**Care Level:** Easy

**Tank Conditions:** 72-82°F; pH 8.0-9.0;  
KH 10-18

**Max. Size In Aquarium:** Up to 6"

**Color Form:** Black, Brown, Yellow

**Temperament:** Aggressive

**Diet:** Omnivore

**Compatibility:** View Chart

**Origin:** Africa - Lake Malawi

**Family:** Cichlidae

The Bumblebee Cichlid, also known as the Hornet Cichlid, or Chameleon Cichlid comes from deepwater caves in Lake Malawi, Africa. The coloration of the Bumblebee is a golden yellow background with vertical brown to black bars running the length of its body.

The Bumblebee will do best in a cichlid community aquarium. Provide numerous rocks and caves and a sandy bottom with plenty of places to set up territories. A laterite-based substrate is ideal for this system as it will help to maintain the necessary high pH and alkalinity.

For best results in spawning, the males should be kept with at least three females. The female will spawn on a flat rock and will take the unfertilized eggs into her mouth and will follow closely behind the male until he releases the sperm to fertilize the eggs. The female will tend to the eggs for approximately three weeks before releasing the fry. The fry can then be fed newly hatched brine shrimp, daphnia, or crushed flake food.


The Bumblebee Cichlid should be fed foods rich in vegetable matter such as flake, pellet, and leafy seaweeds. Their diet should also be supplemented with meaty plankton-rich foods such as brine shrimp and bloodworms.

**Approximate Purchase Size:** Small: 2" to 2-1/2"

[\*\*PURCHASE THIS FISH\*\*](#)



**Tanganyikan Cichlids** – Many of the fish in this category are much smaller than those in the Malawian, but boast some beautiful coloration. These fish range from specialized mouth brooders, shell and cave spawners to substrate spawners. The aquarium should ideally have a sandy substrate, along with plenty of rocks, shells and African driftwood for territories.



**Orange Leleupi Cichlid**

**Quick Stats**

**Minimum Tank Size:** 30 gallons

**Care Level:** Easy

**Tank Conditions:** 72-82°F; pH 7.8-9.0; KH 12-20

**Max. Size In Aquarium:** Up to 4"

**Color Form:** Black, Blue, Orange

**Temperament:** Semi-aggressive

**Diet:** Carnivore

**Compatibility:** View Chart

**Origin:** Farm Raised

**Family:** Cichlidae

The Orange Neolamprologus Leleupi Cichlid originates from the rocky coastal waters of Southern Lake Tanganyika, Africa. This species is one of the smaller of the cichlids, only attaining a maximum size of 4 inches. They have an elongated body shape, and are mostly orange in color. The mouth of these fish is surprisingly large for their size, and may be outlined in black or blue.

The Orange Neolamprologus Leleupi Cichlid should be maintained in an aquarium of at least 30 gallons with other smaller Tanganyikan cichlids. Incorporate plenty of rocks, shells and African driftwood in order to build caves. Provide a sandy bottom of white aragonite to maintain the necessary high pH and alkalinity, and to maintain their bright coloration. Darker substrates will cause these fish to darken.

The Orange Neolamprologus Leleupi Cichlid is a secretive cave spawner, and breeding is more difficult than most of the cichlids. This is a very slow growing species which may take a few years to reach sexual maturity. At that time, the males are typically larger than the females, attaining a size of about 4" compared to 3" with females. Provide a number of caves for the pair to choose from. Once an acceptable site is found, the female will lay her eggs within the cave, and the male will fertilize them. Incubation occurs in 3 to 4 days. They are typically very good parents until they spawn again. To increase their survival rates, relocate the young to a separate aquarium once breeding activities between the parents are noticed. Feed the fry newly hatched brine shrimp and finely crushed flake food.

Their diet should contain meaty items such as blood worms, brine and mysis shrimp, carnivore flake and pellet foods.

**Approximate Purchase Size:** 1" to 1-1/2"

**[PURCHASE THIS FISH](#)**



**Dickfeldi Cichlid**

### Quick Stats

**Minimum Tank Size:** 30 gallons

**Care Level:** Easy

**Tank Conditions:** 72-82°F; pH 8.0-9.0; KH 10-20

**Max. Size In Aquarium:** Up to 3"

**Color Form:** Black and White, Bright Blue

**Temperament:** Aggressive

**Diet:** Omnivore

**Compatibility:** View Chart

**Origin:** Farm Raised

**Family:** Cichlidae

The Julido Dickfeldi Cichlid is a tank-raised species which originates from the rocky shorelines of the South Western part of Lake Tanganyika, Africa. They have an elongated body with alternating white and black thick stripes. Their fins are outlined and contain many spots of a semitransparent electric blue color which adds to the appeal of these fish.

The Julido Dickfeldi Cichlid is ideally kept in a 30-gallon or larger aquarium decorated with plenty of rocks and caves in order to provide adequate hiding places for these territorial fish. They prefer hard water with an alkalinity of 10 to 20 dKH and a pH of 8.0 to 9.0. In order to maintain these conditions, it is best to provide a substrate consisting of aragonite. The aragonite substrate can be mixed with darker gravel to reduce glare from the lighting.

Julido Dickfeldi Cichlids are relatively easy to breed. It is best to incorporate 6 or 8 of this species in the aquarium to allow them to pair off. They will begin to pair once they have reached the age of about 1 year. They are a cave spawning species, and will disappear for a few days in which time they lay their eggs upon the side or ceiling of the cave. Feed the fry baby brine shrimp and finely ground flake food.

The Julido Dickfeldi Cichlid should be given a diet containing mostly vegetable-based foods, supplemented with meaty type foods. Feed with a quality vegetable-based flake food, algae, and other foods designed for African Cichlids.

**Approximate Purchase Size:** 1" to 1-1/2"

**[PURCHASE THIS FISH](#)**





**Brevis Cichlid**

### Quick Stats

**Minimum Tank Size:** 30 gallons

**Care Level:** Easy

**Tank Conditions:** 72-78°F; pH 7.8-9.0;  
KH 12-20

**Max. Size In Aquarium:** Up to 2½"

**Color Form:** Brown, Tan

**Temperament:** Aggressive

**Diet:** Carnivore

**Compatibility:** View Chart

**Origin:** Farm Raised

**Family:** Cichlidae

The Neolamprologus Brevis Cichlid originates from the rocky coastal waters of Lake Tanganyika, Africa. This species is much smaller, only attaining a maximum size of 2-1/2 inches. They are one of the few shell dwelling species in which the male and female will share the same shell. Their bodies are elongated in shape and is brown in color with numerous vertical tan stripes

The Neolamprologus Brevis Cichlid should be maintained in an aquarium of at least 30-gallons with other smaller Tanganyikan cichlids. Incorporate plenty of rocks, shells and African driftwood in order to build caves. Provide a sandy bottom comprised of aragonite to maintain the necessary high pH and alkalinity.

The Neolamprologus Brevis Cichlid is a shell spawner, and breeding is more difficult than most of the cichlids. At maturity, the males are typically larger than the females. Provide plenty empty shells for the female to lay their eggs. Incubation occurs in 3 to 4 days. This is one of the few species in which the parents will not protect the young after hatching. To increase their survival rates, relocate the young to a separate aquarium after hatching. Feed the fry newly hatched brine shrimp and finely crushed flake food.

Their diet should contain meaty items such as; blood worms, brine and mysis shrimp, carnivore flake and pellet foods.

**Approximate Purchase Size:** 1" to 1-1/2"

**[PURCHASE THIS FISH](#)**



**Marlieri Cichlid**

### Quick Stats

**Minimum Tank Size:** 30 gallons

**Care Level:** Easy

**Tank Conditions:** 72-82°F; pH 8.0-9.0; KH 10-20

**Max. Size In Aquarium:** Up to 3"

**Color Form:** Black and White, Bright Blue

**Temperament:** Semi-aggressive

**Diet:** Omnivore

**Compatibility:** View Chart

**Origin:** Farm Raised

**Family:** Cichlidae

The Julido Marlieri Cichlid is a tank-raised species which originates from the rocky shorelines of Lake Tanganyika, Africa. They have an elongated body with alternating white and black spots and stripes. Other than the yellow pectoral fins, their fins are outlined in both black, and a semitransparent electric blue color which adds to the appeal of these fish.

The Julido Marlieri Cichlid is ideally kept in a 30-gallon or larger aquarium decorated with plenty of rocks and caves in order to provide adequate hiding places for these territorial fish. They prefer hard water with an alkalinity of 10 to 20 dKH and a pH of 8.0 to 9.0. In order to maintain these conditions, it is best to provide a substrate consisting of aragonite. The aragonite substrate can be mixed with darker gravel to reduce glare from the lighting.

Julido Marlieri Cichlids are relatively easy to breed. It is best to incorporate 6 or 8 of this species in the aquarium to allow them to pair off. They will begin to pair once they have reached the age of about 1 year. They are a cave spawning species, and will disappear for a few days in which time they lay their eggs upon the side or ceiling of the cave. Feed the fry baby brine shrimp and finely ground flake food.

The Julido Marlieri Cichlid should be given a diet containing mostly vegetable-based foods, supplemented with meaty type foods. Feed with a quality vegetable-based flake food, algae, and other foods designed for African Cichlids.

**Approximate Purchase Size:** 1" to 1-1/2"

**[PURCHASE THIS FISH](#)**



## Duboisi Cichlid

### Quick Stats

**Minimum Tank Size:** 50 gallons

**Care Level:** Moderate

**Tank Conditions:** 72-82°F; pH 7.8-9.0;  
KH 12-20

**Max. Size In Aquarium:** Up to 5"

**Color Form:** Black, Blue, White  
Markings, Yellow

**Temperament:** Semi-aggressive

**Diet:** Herbivore

**Compatibility:** View Chart

**Origin:** Farm Raised

**Family:** Cichlidae

The *Tropheus Duboisi* Cichlid originates from the rocky coastal waters of Northern Lake Tanganyika, Africa. They are a beautiful species and are completely black as a juvenile with many white spots. As they mature, the spots fade and their head takes on a blue coloration. This variety of *Tropheus Duboisi* develops a wide yellow band just behind the pectoral fins. Like other species in the *Tropheus* genus, they are extremely aggressive towards their own kind, and should be housed in large groups of 6 or more. They are a very personable fish that do best in a species specific aquarium.

The *Tropheus Duboisi* Cichlid should be maintained in an aquarium of at least 50 gallons, in a large number of the same species, or with other smaller semi-aggressive Tanganyikan or Malawian cichlids. Incorporate plenty of rocks and African driftwood in order to build caves. Provide a sandy bottom of aragonite to maintain the necessary high pH and alkalinity.

The *Tropheus Duboisi* Cichlid is a mouth brooder, and breeding is more difficult than most of the cichlids. This is a very slow growing species which may take a few years to reach sexual maturity. At that time, the males are typically larger than the females, and have a more turned up nose. To increase the chance of spawning, house 5 or 6 females with one male. Provide a number of caves for the pair to choose from, and to reduce aggression. Incubation occurs in about 28 days. Feed the fry finely crushed flake food for the first few months until they become interested in lettuce or seaweed.

Their diet should be high in vegetable matter. Offer dried seaweed or romaine lettuce on a feeding clip daily, and supplement their diet with a quality vegetable based flake or pellet food.

**Approximate Purchase Size:** 1-1/2" to 2"

[\*\*PURCHASE THIS FISH\*\*](#)



**Calvus Cichlid**

### Quick Stats

**Minimum Tank Size:** 30 gallons

**Care Level:** Moderate

**Tank Conditions:** 72-82°F; pH 7.8-9.0;  
KH 12-20

**Max. Size In Aquarium:** Up to 5"

**Color Form:** Black, White Markings

**Temperament:** Aggressive

**Diet:** Carnivore

**Compatibility:** View Chart

**Origin:** Farm Raised

**Family:** Cichlidae

The Calvus Cichlid originates from the Southwestern rocky coastal waters of Lake Tanganyika, Africa. This species is very slow growing, taking over 6 months to reach an inch and a half long, and over two years to reach sexual maturity. Their bodies are very thin and compact and are dark black in color with many small white spots. Their sloping forehead and large mouth gives them a menacing look.

The Calvus Cichlid should be maintained in an aquarium of at least 30 gallons if in a species aquarium, and a larger aquarium if maintained with other smaller Tanganyikan cichlids. Incorporate plenty of rocks, shells and African or other type of driftwood that will not alter pH. Provide a sandy bottom comprised of aragonite to maintain the necessary high pH and alkalinity.

The Calvus Cichlid is a shell spawner, and breeding is more difficult than most of the cichlids. This is a very slow growing species which may take a few years to reach sexual maturity. At that time, the males are typically larger than the females. Provide plenty empty shells for the female to lay their eggs. Incubation occurs in 3 to 4 days. To increase their survival rates, relocate the young to a separate aquarium after hatching. Feed the fry newly hatched brine shrimp and finely crushed flake food.

Their diet should contain meaty items such as blood worms, brine and mysis shrimp, carnivore flake and pellet foods.

**Approximate Purchase Size:** 1" to 1-1/2"

**[PURCHASE THIS FISH](#)**



**Tretosephalus Cichlid**

**Quick Stats**

**Minimum Tank Size:** 50 gallons

**Care Level:** Easy

**Tank Conditions:** 72-82°F; pH 7.8-9.0;  
KH 12-20

**Max. Size In Aquarium:** Up to 6"

**Color Form:** Brown, White

**Temperament:** Aggressive

**Diet:** Omnivore

**Compatibility:** View Chart

**Origin:** Africa - Lake Tanganyika

**Family:** Cichlidae

The Tretosephalus Cichlid, also known as the Five-bar Cichlid, comes from the coastal waters of Lake Tanganyika, Africa. The appearance of the Tretosephalus is similar to that of the Frontosa, but has only 5 stripes.

The Tretosephalus should be maintained in an aquarium of at least 50 gallons with other aggressive cichlids. Provide plenty of rocks with caves, and a sandy bottom comprised of aragonite to maintain the necessary high pH and alkalinity, and provide room to set up territories.

The Tretosephalus is a cave spawner, and breeding is more difficult than most of the cichlids. Provide plenty of caves with sandy bottoms for the female to lay their eggs. Incubation occurs in 3 to 4 days and the female will remain to protect the young. Feed the fry newly hatched brine shrimp and finely crushed flake food.

Their diet should contain both meaty and vegetable based foods such as brine shrimp, bloodworms, Spirulina-based flake and pellet foods.

**Approximate Purchase Size:** 1" to 2"

**[PURCHASE THIS FISH](#)**





## Caudopunctatus Cichlid

### Quick Stats

**Minimum Tank Size:** 30 gallons

**Care Level:** Easy

**Tank Conditions:** 72-82°F; pH 7.8-9.0;  
KH 12-20

**Max. Size In Aquarium:** Up to 3½"

**Color Form:** Blue, Silver, Tan, Yellow

**Temperament:** Aggressive

**Diet:** Carnivore

**Compatibility:** View Chart

**Origin:** Farm Raised

**Family:** Cichlidae

The Lamprologus Caudopunctatus Cichlid, also called the Neolamprologus Caudopunctatus Cichlid, originates from the rocky Zambian coastal waters of Lake Tanganyika, Africa. This species is one of the smaller of the cichlids, only attaining a maximum size of 3-1/2 inches. Their bodies are silver in color with a tan hue, and the dorsal and anal fins are very colorful with blue and yellow outlines and spots giving these fish a more dramatic look.

The Lamprologus Caudopunctatus Cichlid should be maintained in an aquarium of at least 30 gallons with other smaller Tanganyikan cichlids. Incorporate plenty of rocks, shells and African driftwood in order to build caves. Provide a sandy bottom comprised of aragonite to maintain the necessary high pH and alkalinity, and for breeding purposes.

The Lamprologus Caudopunctatus Cichlid is a substrate spawner, and breeding is more difficult than most of the cichlids. This is a very slow growing species which may take a few years to reach sexual maturity. At that time, the males are typically larger than the females, attaining a size of about 3-1/2" compared to 2-1/2" with females. Provide a few inches of sand, and plenty empty shells for the female to lay their eggs. They are typically a substrate spawner; but also may lay their eggs within a shell. Incubation occurs in 3 to 4 days. To increase their survival rates, relocate the young to a separate aquarium after hatching. Feed the fry newly hatched brine shrimp and finely crushed flake food.

Their diet should contain meaty items such as blood worms, brine and mysis shrimp, carnivore flake and pellet foods.

**Approximate Purchase Size:** 1" to 1-1/2"

**[PURCHASE THIS FISH](#)**



**Cylindricus Cichlid**

### Quick Stats

**Minimum Tank Size:** 30 gallons

**Care Level:** Easy

**Tank Conditions:** 72-82°F; pH 7.8-9.0;  
KH 12-20

**Max. Size In Aquarium:** Up to 4"

**Color Form:** Dark, Silver

**Temperament:** Semi-aggressive

**Diet:** Carnivore

**Compatibility:** View Chart

**Origin:** Farm Raised

**Family:** Cichlidae

The *Neolamprologus Cylindricus* Cichlid originates from the rocky coastal waters of Southeastern Lake Tanganyika, Africa. This species is one of the smaller of the cichlids, only attaining a maximum size of 4 inches. They have an elongated body, and are silver in color with many dark vertical bands. Their fins are outlined in an iridescent blue which adds to the appeal of these fish.


The *Neolamprologus Cylindricus* Cichlid should be maintained in an aquarium of at least 30 gallons with other smaller Tanganyikan cichlids. They are aggressive towards conspecifics, and should not be included with other *Neolamprologus* cichlids. Incorporate plenty of rocks, shells and African driftwood in order to build caves. Provide a sandy bottom of aragonite to maintain the necessary high pH and alkalinity.

The *Neolamprologus Cylindricus* Cichlid is a secretive cave spawner, and breeding is more difficult than most of the cichlids. This is a very slow growing species which may take a few years to reach sexual maturity. At that time, the males are typically larger than the females, attaining a size of about 4" compared to 3" with females. Provide a number of caves for the pair to choose from. Once an acceptable site is found, the female will lay her eggs within the cave, and the male will fertilize them. Incubation occurs in 3 to 4 days. Feed the fry newly hatched brine shrimp and finely crushed flake food.

Their diet should contain meaty items such as blood worms, brine and mysis shrimp, carnivore flake and pellet foods.

**Approximate Purchase Size:** 1" to 1-1/2"

**[PURCHASE THIS FISH](#)**



**Albino Ornatus Cichlid**

### Quick Stats

**Minimum Tank Size:** 30 gallons

**Care Level:** Easy

**Tank Conditions:** 72-78°F; pH 8.0-9.0;  
KH 10-20

**Max. Size In Aquarium:** Up to 3"

**Color Form:** White, Yellow

**Temperament:** Semi-aggressive

**Diet:** Omnivore

**Compatibility:** View Chart

**Origin:** Farm Raised

**Family:** Cichlidae

The Albino Julido Ornatus Cichlid is a tank-raised variety of the Julidochromis Ornatus which originates from the rocky shorelines of Lake Tanganyika, Africa. They have an elongated body with alternating yellow and white thick stripes. Because they are an albino, they have the signature red eye. Their fins are outlined in a semitransparent electric blue color which adds to the appeal of these fish.

The Albino Julido Ornatus Cichlid is ideally kept in a 30-gallon or larger aquarium decorated with plenty of rocks and caves in order to provide adequate hiding places for these territorial fish. They prefer hard water with an alkalinity of 10 to 20 dKH and a pH of 8.0 to 9.0. In order to maintain these conditions, it is best to provide a substrate consisting of aragonite. The aragonite substrate can be mixed with darker gravel to reduce glare from the lighting.

Albino Julido Ornatus Cichlids are relatively easy to breed. It is best to incorporate 6 or 8 of this species in the aquarium to allow them to pair off. They are a substrate spawning species, and will clear an area within the substrate underneath a rock or wood in order to spawn. Feed the fry baby brine shrimp and finely ground flake food.

The Albino Julido Ornatus Cichlid should be given a diet containing mostly vegetable-based foods, supplemented with meaty type foods. Feed with a quality vegetable-based flake food, algae, and other foods designed for African Cichlids.

**Approximate Purchase Size:** 1" to 1-1/2"

**[PURCHASE THIS FISH](#)**



## Gold Head Compressicep Cichlid

### Quick Stats

**Minimum Tank Size:** 50 gallons

**Care Level:** Easy

**Tank Conditions:** 72-82°F; pH 7.8-9.0;  
KH 12-20

**Max. Size In Aquarium:** Up to 4½"

**Color Form:** Black, Brown, Yellow

**Temperament:** Aggressive

**Diet:** Omnivore

**Compatibility:** View Chart

**Origin:** Farm Raised

**Family:** Cichlidae

The Gold Head Compressicep Cichlid originates from the rocky coastal waters of Lake Tanganyika, Africa. This species is much smaller than their distant cousins, *Dimidiochromis compressiceps*, which originate in Lake Malawi, Africa; only attaining a maximum size of 4-1/2 inches. They are a very attractive cichlid with a yellow and black mask covering the head, and several vertical brown lines covering the body.

The Gold Head Compressicep Cichlid should be maintained in an aquarium of at least 50-gallons with other aggressive cichlids. Incorporate plenty of rocks and African driftwood in order to build caves, and a sandy bottom comprised of aragonite to maintain the necessary high pH and alkalinity.

The Gold Head Compressicep Cichlid is a cave spawner, and breeding is more difficult than most of the cichlids. At maturity, the males are typically deeper bodied and larger than the females. Provide plenty of caves, empty shells or even flower pots for the female to lay their eggs. Incubation occurs in 3 to 4 days and the female will remain to protect the spawning site. Feed the fry newly hatched brine shrimp and finely crushed flake food.

Their diet should contain both meaty and vegetable based foods such as brine shrimp, bloodworms, Spirulina-based flake and pellet foods.

**Approximate Purchase Size:** 1" to 1-1/2"

**[PURCHASE THIS FISH](#)**



**Gold Ocellatus Cichlid**

**Quick Stats**

**Minimum Tank Size:** 30 gallons

**Care Level:** Easy

**Tank Conditions:** 72-82°F; pH 7.8-9.0;  
KH 12-20

**Max. Size In Aquarium:** Up to 2½"

**Color Form:** Gold, Metallic Blue

**Temperament:** Aggressive

**Diet:** Carnivore

**Compatibility:** View Chart

**Origin:** Farm Raised

**Family:** Cichlidae

The Gold Lamprologus Ocellatus Cichlid originates from the rocky coastal waters of Lake Tanganyika, Africa. This species is one of the smaller of the cichlids, only attaining a maximum size of 2-1/2 inches. Their bodies are gold in color with a metallic blue hue, and the dorsal and anal fins are very large giving these fish a more dramatic look. They are commonly found within piles of shells in nature, in which they use to breed.

The Gold Lamprologus Ocellatus Cichlid should be maintained in an aquarium of at least 30 gallons with other smaller Tanganyikan cichlids. Incorporate plenty of rocks, shells and African driftwood in order to build caves. Provide a sandy bottom of aragonite to maintain the necessary high pH and alkalinity.

The Gold Lamprologus Ocellatus Cichlid is a shell spawner, and breeding is more difficult than most of the cichlids. This is a very slow growing species which may take a few years to reach sexual maturity. At that time, the males are typically larger than the females. Provide plenty empty shells for the female to lay their eggs. Incubation occurs in 3 to 4 days. To increase their survival rates, relocate the young to a separate aquarium after hatching. Feed the fry newly hatched brine shrimp and finely crushed flake food.

Their diet should contain meaty items such as blood worms, brine and mysis shrimp, carnivore flake and pellet foods.

**Approximate Purchase Size:** 1" to 1-1/2"

**[PURCHASE THIS FISH](#)**



**Gold Sexfasciatus Cichlid**

### Quick Stats

**Minimum Tank Size:** 50 gallons

**Care Level:** Easy

**Tank Conditions:** 72-82°F; pH 7.8-9.0;  
KH 12-20

**Max. Size In Aquarium:** Up to 6"

**Color Form:** Bright Blue, Gold

**Temperament:** Semi-aggressive

**Diet:** Carnivore

**Compatibility:** View Chart

**Origin:** Farm Raised

**Family:** Cichlidae

The Gold Neolamprologus Sexfasciatus Cichlid originates from the rocky coastal waters of Southern Lake Tanganyika, Africa. This species is one of the larger of the dwarf African cichlids, and attains a maximum size of 6 inches. They have an elongated body shape, and are gold in color with many dark vertical bands. Their fins are outlined in an iridescent blue which adds to the appeal of these fish.

The Gold Neolamprologus Sexfasciatus Cichlid should be maintained in an aquarium of at least 50 gallons with other smaller Tanganyikan or Malawian cichlids. Incorporate plenty of rocks, shells and African driftwood in order to build caves. Provide a sandy bottom of aragonite to maintain the necessary high pH and alkalinity.

The Gold Neolamprologus Sexfasciatus Cichlid is a secretive cave spawner, and breeding is more difficult than most of the cichlids. This is a very slow growing species which may take a few years to reach sexual maturity. At that time, the males are typically larger than the females, attaining a size of about 6" compared to 5" with females. Provide a number of caves for the pair to choose from. Once an acceptable site is found, the female will lay her eggs within the cave, and the male will fertilize them. It is recommended to remove all other fish from the aquarium once breeding has taken place. These fish become aggressive during breeding time. Incubation occurs in 3 to 4 days. Feed the fry newly hatched brine shrimp and finely crushed flake food.

Their diet should contain meaty items such as blood worms, brine and mysis shrimp, carnivore flake and pellet foods.

**Approximate Purchase Size:** 1-1/2" to 2"

**[PURCHASE THIS FISH](#)**



### **Moorii (Kaiser II) Cichlid**

#### **Quick Stats**

**Care Level:** Moderate

**Tank Conditions:** 72-82°F; pH 7.8-9.0;  
KH 12-20

**Max. Size In Aquarium:** Up to 6"

**Color Form:** Black, Yellow

**Temperament:** Semi-aggressive

**Diet:** Herbivore

**Compatibility:** View Chart

**Origin:** Farm Raised

**Family:** Cichlidae

The *Tropheus Moorii* (Kaiser II) Cichlid originates from the rocky coastal waters of Lake Tanganyika, Africa. They are completely black except for a yellow vertical band that runs the entire width of the fish in the middle of their body. These fish have the amazing ability to hide this band when stressed. Like other species in the *Tropheus* genus, they are extremely aggressive towards their own kind, and should be housed in groups of 6 or more.

The *Tropheus Moorii* Cichlid should be maintained in an aquarium of at least 50 gallons, ideally in a large number of the same species, or with other smaller semi-aggressive Tanganyikan or Malawian cichlids. Incorporate plenty of rocks and African driftwood in order to build caves. Provide a sandy bottom of aragonite to maintain the necessary high pH and alkalinity.

The *Tropheus Moorii* Cichlid is a mouth brooder, and breeding is more difficult than most of the cichlids. This is a very slow growing species which may take a few years to reach sexual maturity. They are one of the more difficult species to determine the sex of. The males typically grow faster than the females and have a deeper body. To increase the chance of spawning, house 5 or 6 females with one male. Provide a number of caves for the pair to choose from, and to reduce aggression. Incubation occurs in about 28 days. Feed the fry finely crushed flake food for the first few months until they gain an interest in seaweed or lettuce.

Their diet should be high in vegetable matter. Offer dried seaweed or romaine lettuce on a feeding clip daily, and supplement their diet with a quality vegetable based flake or pellet food.

**Approximate Purchase Size:** 1-1/2" to 2"; Large: 3"

**[PURCHASE THIS FISH](#)**



## Frontosa Cichlid

### Quick Stats

**Minimum Tank Size:** 70 gallons

**Care Level:** Moderate

**Tank Conditions:** 72-82°F; pH 7.8-8.5;  
KH 10-15

**Max. Size In Aquarium:** Up to 1' 2"

**Color Form:** Brown, White

**Temperament:** Semi-aggressive

**Diet:** Carnivore

**Compatibility:** View Chart

**Origin:** Farm Raised, USA

**Family:** Cichlidae

The Frontosa African Cichlid is a fairly typical member of the Cichlidae family. Both sexes are characterized by a large frontal hump which will develop as the fish reaches maturity, or attains a length of around 4 inches. It is known by the scientific name of *Cyphotilapia frontosa*, but may also be known as *Paratilapia frontosa*, and *Pelmatochromis frontosus*. Originating from the deep waters of Lake Tanganyika, Africa, wild-caught specimens are not seen as often as captive-bred specimens in the hobbyist's aquarium. In their native Africa, Frontosa African Cichlids are considered a delicacy on the table.

Although territorial, the Frontosa African Cichlid is generally not aggressive, but rather gentle and tolerant. It does well in a tank with plenty of rocks and caves for hiding and a sandy bottom. Plants are incidental but may be helpful for other tank mates.

A mouth brooder, eggs are laid in a rocky crevasse or cave and then scooped up by the female where she carries them for 21 to 28 days. Once released, she will take them back into her mouth at night or if danger is present. Most members of the mouth brooding variety of African Cichlids are easily bred while in the aquarium if given the proper tank set-up and excellent water conditions. A small group of 5 to 7 females and one male will provide the best opportunities for breeding.

The Frontosa African Cichlid prefers a diet of flaked and pellet foods and freeze-dried ocean plankton or krill.

**Approximate Purchase Size:** 1" to 1-1/2"

[\*\*PURCHASE THIS FISH\*\*](#)





### Jeweled Goby Cichlid

#### Quick Stats

**Minimum Tank Size:** 30 gallons

**Care Level:** Easy

**Tank Conditions:** 72-82°F; pH 8.0-9.0;  
KH 10-20

**Max. Size In Aquarium:** Up to 3"

**Color Form:** Bright Blue, Brown, Cream

**Temperament:** Semi-aggressive

**Diet:** Omnivore

**Compatibility:** View [Chart](#)

**Origin:** Tanganyika

**Family:** Cichlidae

The Jeweled Goby Cichlid, also known as the Spotfin Goby Cichlid, comes from the northern coastal waters of Lake Tanganyika, Africa. They have blue spots on a striped cream body, a snout-like head, and eyes placed high on the head.

The Jeweled Goby Cichlid is ideally kept in a 30-gallon or larger aquarium decorated with plenty of rocks and caves in order to provide adequate hiding places for these territorial fish. They prefer hard water with an alkalinity of 10 to 20 dKH and a pH of 8.0 to 9.0. In order to maintain these conditions, it is best to provide a substrate consisting of aragonite. The aragonite substrate can be mixed with darker gravel to reduce glare from the lighting.

Jeweled Goby Cichlids are mouth brooders. What sets them apart from most other mouth brooders is their monogamous mating system. Regardless of how many females one starts out with, the end result is always a single pair of goby cichlids. Feed the fry baby brine shrimp and finely ground flake food.

The Jeweled Goby Cichlid should be given a diet containing mostly vegetable-based foods, supplemented with meaty type foods. Feed with a quality vegetable-based flake food, algae, and other foods designed for African Cichlids.

**Approximate Purchase Size:** 1-1/2" to 2"

**[PURCHASE THIS FISH](#)**

**Misc. African Cichlids** - The requirements of many of these species are very different when compared to other African Cichlids. It is important to check the requirements for the different species, especially temperament and water conditions, when deciding if they are ideal for your aquarium.



**Kribensis Cichlid**

#### Quick Stats

**Minimum Tank Size:** 50 gallons

**Care Level:** Easy

**Tank Conditions:** 72-82°F; pH 6.0-8.0;  
KH 10-20

**Max. Size In Aquarium:** Up to 4"

**Color Form:** Black, Red, Yellow

**Temperament:** Peaceful

**Diet:** Omnivore

**Compatibility:** View Chart

**Origin:** Farm Raised

**Family:** Cichlidae

The Kribensis Cichlid, which originated from Western Africa is tank-raised and is one of the easier African Cichlids to breed. They have an elongated shape and are black in color with a yellow stripe and red belly. The belly takes on a more vivid red coloration during times of breeding. This is one of the smaller African Cichlids, and is often referred to as a dwarf Cichlid.

The Kribensis Cichlid is ideally kept in a 50-gallon or larger aquarium decorated with plenty of rocks and caves in order to provide adequate hiding places for these territorial fish.

Male Kribensis, whether full coloration or albino, are often more attracted to the albino female because of the intense red that the albino female displays during breeding. They are a substrate spawning species, and will clear an area within the substrate in order to spawn. Feed the fry baby brine shrimp and finely ground flake food.

The Kribensis should be given a diet containing mostly vegetable-based foods, supplemented with meaty type foods. Feed with a quality vegetable-based flake food, algae, and other foods designed for African Cichlids.

**Approximate Purchase Size:** Small 1" to 2" Large 2" to 3"

**[PURCHASE THIS FISH](#)**



**Buttikoferi Cichlid**

### Quick Stats

**Minimum Tank Size:** 70 gallons

**Care Level:** Easy

**Tank Conditions:** 72-82°F; pH 7.8-8.5;  
KH 10-15

**Max. Size In Aquarium:** Up to 1'

**Color Form:** Black, White

**Temperament:** Aggressive

**Diet:** Omnivore

**Compatibility:** View Chart

**Origin:** Farm Raised

**Family:** Cichlidae

The Buttikoferi Cichlid, also known as the Zebra Tilapia, inhabits the river systems of Western Africa. The coloration of this fish is a series of black and white vertical stripes. Although they can be peaceful when young, as they grow so does their disposition, which becomes very territorial.

The ideal setup for the Buttikoferi Cichlid is a tank of at least 70 gallons with plenty of rocks for territories and a medium-sized gravel planted with hardy plants. This fish will become aggressive towards smaller fish, so it is important to keep them with similar-sized fish, or in a species tank.

Currently, the Buttikoferi Cichlid is being successfully bred in farms and aquariums. They are substrate spawners, excavating a pit to lay eggs in. During spawning time, the pair will become highly aggressive.

Feed the Buttikoferi Cichlid a variety of both meaty and vegetable-based foods. Live foods should be offered such as brine shrimp, earthworms and mosquito larvae. A quality flake and tablet food containing vegetable matter should also be included in their diet.

**Approximate Purchase Size:** 1" to 1-1/2"

**[PURCHASE THIS FISH](#)**



### **Albino Kribensis Cichlid**

#### **Quick Stats**

**Minimum Tank Size:** 50 gallons

**Care Level:** Easy

**Tank Conditions:** 72-82°F; pH 6.0-8.0;  
KH 10-20

**Max. Size In Aquarium:** Up to 4"

**Color Form:** Pink, Red

**Temperament:** Peaceful

**Diet:** Omnivore

**Compatibility:** View Chart

**Origin:** Farm Raised

**Family:** Cichlidae

The Albino Kribensis Cichlid has been selectively bred from the Kribensis Cichlid and it originated from Western Africa. They are pink in color and the females gain a red belly during times of spawning. This is one of the smaller African Cichlids, and is often referred to as a dwarf Cichlid.

The Albino Kribensis Cichlid is ideally kept in a 50-gallon or larger aquarium decorated with plenty of rocks and caves in order to provide adequate hiding places for these territorial fish.

Male Kribensis, whether full coloration or albino, are often more attracted to the albino female because of the intense red that the albino female displays during breeding. They are a substrate spawning species, and will clear an area within the substrate in order to spawn. Feed the fry baby brine shrimp and finely ground flake food.

The Albino Kribensis should be given a diet containing mostly vegetable-based foods, supplemented with meaty type foods. Feed with a quality vegetable-based flake food, algae, and other foods designed for African Cichlids.

**Approximate Purchase Size:** 1" to 1-1/2"

**[PURCHASE THIS FISH](#)**



**Buffalo Head Cichlid**

### Quick Stats

**Minimum Tank Size:** 30 gallons

**Care Level:** Easy

**Tank Conditions:** 72-82°F; pH 6.0-8.0; KH 3-15

**Max. Size In Aquarium:** Up to 4"

**Color Form:** Black, Blue, Gray, Tan

**Temperament:** Semi-aggressive

**Diet:** Omnivore

**Compatibility:** View Chart

**Origin:** West Africa

**Family:** Cichlidae

The Buffalo Head Cichlid is also known as the Lionhead or Blockhead Cichlid, and originates within the Congo River basin, Africa. They inhabit the swift waters of the Congo River and have developed a very "jerky" style of swimming which is similar to a goby. The Buffalo Head is a peaceful cichlid that will attain a maximum size of about 4 inches. They are camouflaged in black, blue, gray and tan colors and the male of this species will attain a large hump on the head with age.

The ideal setup for the Buffalo Head Cichlid is an aquarium of at least 30 gallons with plenty of rocks for territories and a medium-sized gravel planted with hardy plants. They will thrive in a wide range of pH, with a neutral pH of 7.0 being ideal. The Buffalo Head Cichlids are generally a passive fish if given plenty of space for territories and for breeding.

It is best when trying to breed the Buffalo Head Cichlid to incorporate 3 or 4 individuals into an aquarium with plenty of rocks and water current. In time, a pair will form and they will seclude and become aggressive towards the others of the group. Unless the aquarium is very large, it is best to remove the other Buffalo Heads from the aquarium. When the pair reaches sexual maturity of 2 to 3 inches, they will dig a den underneath a rock where they will spawn. After about 1 week, the fry will hatch and will be free-swimming within a few days after that. Feed the fry crushed flake food and baby brine shrimp. The Buffalo Head Cichlids are very excellent parents that will watch after the fry until their next brood. These Cichlid pairs bond for life and it is unusual for one of the two to form another pair in the event of a loss.

Feed the Buffalo Head Cichlid a variety of both meaty and vegetable-based foods. Frozen brine and mysis shrimp as well as a quality flake and tablet food containing vegetable matter should be the staple of their diet.

**Approximate Purchase Size:** 1" to 1-1/2"

**[PURCHASE THIS FISH](#)**



## Nanochromis Cichlid

### Quick Stats

**Minimum Tank Size:** 30 gallons

**Care Level:** Easy

**Tank Conditions:** 72-77°F; pH 6.5-7.5;  
KH 1-5

**Max. Size In Aquarium:** Up to 4"

**Color Form:** Black, White, Yellow

**Temperament:** Semi-aggressive

**Diet:** Omnivore

**Compatibility:** View Chart

**Origin:** Africa - Lake Mai-Ndombe

**Family:** Cichlidae

The Nanochromis Cichlid is from the murky waters of Lake Mai-Ndombe, Africa. The female of this species is the more colorful of the two and is mostly black with vertical white stripes. In times of breeding, the female will also gain a red coloration on the underbelly area.

The ideal setup for the Nanochromis is an aquarium of at least 30 gallons with plenty of plants, rocks, and driftwood for setting up territories and hiding. Unlike other African Cichlids, these fish prefer an acidic pH and a low, general hardness. Tank mates should be of similar size and disposition, and have similar water requirements.

The Nanochromis will dig caves in the substrate and under objects in the aquarium for spawning. Therefore, it is important to secure all heavy objects in the aquarium to prevent them from falling when the substrate is burrowed into. The female will deposit the eggs deep in the cave where the male will fertilize them. The fry will become waterborne in approximately 5 days, at which time, they should be fed baby brine shrimp and other suitable small foods.

The Nanochromis should be fed a variety of meaty foods with occasional vegetable-based foods. Bloodworms, daphnia, tubifex, brine shrimp, and a quality flake food including vegetable matter is a suitable diet.

**Approximate Purchase Size:** 1-1/2" to 2-1/2"

**[PURCHASE THIS FISH](#)**

# American & New World Cichlids

New World Cichlids are a diverse group of fish often referred to as South or Central American Cichlids. American Cichlids are a hardy, easy to care for fish species that add brilliant color to the freshwater aquarium.



**German Blue Ram**

## Quick Stats

**Minimum Tank Size:** 20 gallons

**Care Level:** Difficult

**Tank Conditions:** 72-79°F; pH 5.0-7.0; KH 5-12

**Max. Size In Aquarium:** Up to 3"

**Color Form:** Neon Blue, Orange, Red, Yellow

**Temperament:** Peaceful

**Diet:** Omnivore

**Compatibility:** View Chart

**Origin:** Farm Raised, Thailand

**Family:** Cichlidae

The German Blue Ram, is a social fish that will form pairs and often remains "faithful" to each other. German Blue Rams have an orange face, a red/yellow belly, and neon blue towards the back half of the body.

The German Blue Ram requires a tank of 20 gallons, minimum. The tank should have several dense plant groups and plenty of open swimming space. The German Blue Ram will also need a few caves in which to hide in and stones to spawn on. Being a peaceful fish, the German Blue Ram makes a wonderful addition to the community tank. However, if kept in an aquarium that lacks hiding places for this fish, they may become aggressive toward small tankmates.

The German Blue Ram is an egg layer that prefers soft to medium hardness, neutral pH and slightly raised water temperatures (77-82°F). Peat should be added to the water. The female will lay up to 200 eggs on stones and occasionally, in depressions. Both the male and female share the rearing of the fry, and it has been reported that they will take them into their mouths to protect them like a mouth brooder. Care should be taken so that the fry are not sucked into the filter.

**Approximate Purchase Size:** 1" to 1-1/2"

**[PURCHASE THIS FISH](#)**



**Firemouth Cichlid**

### Quick Stats

**Minimum Tank Size:** 30 gallons

**Care Level:** Moderate

**Tank Conditions:** 70-75°F; pH 6.0-7.5;  
KH 4-10

**Max. Size In Aquarium:** Up to 6"

**Color Form:** Red, Turquoise

**Temperament:** Semi-aggressive

**Diet:** Omnivore

**Compatibility:** View Chart

**Origin:** Farm Raised, USA

**Family:** Cichlidae

The Firemouth Cichlid is a beautiful cichlid that is somewhat territorial, especially during spawning. Their background color is a pearlescent turquoise-blue with red edging the scales. The throat and breast are red in color, ranging from a brick shade to a fiery red. There is a series of black marks running along the body, starting behind the eye, extending to the base of the caudal fin. The membranes of the fins have turquoise spots and the dorsal fin is edged in red. The pelvic and anal fins are edged in black. They form pairs, make a nuclear family and are excellent parents.

The Firemouth Cichlid requires a tank of a minimum of 30 gallons, with a fine sand bottom for burrowing and plenty of open swimming room. Plants should be hardy, like *Sagittaria*, and potted with their root surfaces protected. There should also be rocks available, as they like to hide among the rocks and roots. They do get territorial during spawning and will harass smaller tank mates of their own species, so keeping fish that are similar in size is recommended. When attempting to threaten members of their same species, the Firemouth Cichlid will inflate a throat sac and extend its gill covers in an aggressive stance.


The females are less brightly colored than the males and have a blunt genital papilla. The male also has sharply pointed dorsal and anal fins. Firemouth Cichlids make excellent parents, and both the male and female share in the rearing of the fry. After carefully cleaning the rocks in the tank, the female will deposit 100-500 eggs on them. The fry are protected in pits at the floor of the tank and moved several times. The fry may be fed newly hatched brine shrimp and finely crushed flakes. The Firemouth Cichlid parents may raise several broods in a year.

The Firemouth Cichlid is omnivorous, and will eat most prepared and frozen foods, including freeze-dried bloodworms, tubifex, and ocean plankton, as well as flake food and Cichlid pellets.

**Approximate Purchase Size:** 1-1/2" to 2"

**[PURCHASE THIS FISH](#)**





## Green Texas Cichlid

### Quick Stats

**Minimum Tank Size:** 50 gallons

**Care Level:** Moderate

**Tank Conditions:** 75-78°F; pH 6.9-7.1;  
KH 14-16

**Max. Size In Aquarium:** Up to 1'

**Color Form:** Green

**Temperament:** Semi-aggressive

**Diet:** Omnivore

**Compatibility:** View Chart

**Origin:** Farm Raised

**Family:** Cichlidae

The Green Texas Cichlid, also known as the Pearlscale Cichlid, is considered to be an amiable fish. A pearly-green in color, the Green Texas Cichlid male can grow to an impressive 12 inches long. They bond and form pairs after intense jaw locking. While rearing the fry, both parents turn a dark, almost black color with the exception of a right-angle triangular spot behind the pectoral fin.

Green Texas Cichlids require a tank of at least 50 gallons with lots of room to swim and adequate hiding spots. Most plants that are added to the aquarium will be uprooted as they dig, so floating plants may be more appropriate. They are very adaptable to differences in water chemistry. Being aggressive in nature, the Green Texas Cichlid should only be housed with more aggressive fish that are close to the same size.

The Green Texas Cichlid is an open breeder that is very prolific. Maturity is attained when males reach approximately 4 inches in length and the female 3 inches. They are egg layers and the larvae hatch 4 days after spawning. They are free-swimming after another 4-6 days and both parents will protect the fry. Juveniles may be susceptible to intestinal diseases.

The Green Texas Cichlid is omnivorous and will eat most prepared and frozen foods including freeze-dried bloodworms, tubifex, and ocean plankton, as well as flake food and Cichlid pellets.

**Approximate Purchase Size:** 1-1/2" to 2"

**[PURCHASE THIS FISH](#)**



**Red Devil**

**Quick Stats**

**Minimum Tank Size:** 50 gallons

**Care Level:** Moderate

**Tank Conditions:** 72-77°F; pH 6.8-7.2

**Max. Size In Aquarium:** Up to 1'

**Color Form:** Peach, Yellow

**Temperament:** Aggressive

**Diet:** Omnivore

**Compatibility:** View Chart

**Origin:** Farm Raised, USA

**Family:** Cichlidae

The Red Devil is often referred to as the Midas Cichlid and the Red Devil Cichlid. The Red Devil's main background color is peach to yellow with some specimens having a white underside. The fins are often white or highlighted in white.

The Red Devil requires a tank of 50 gallons or more, with plenty of room to swim as well as stones for hiding. Because it is a digger, it is best to put the rocks on the bottom of the tank and not stacked. If stacked they could be knocked off causing damage to the fish. The Red Devil has a very aggressive personality, so choose his tank mates carefully. Red Devils should only be housed with other fish that can defend themselves.

An open spawner, Red Devils are not particular about their spawning substrate. Spawning will occur on horizontal, slanted, or vertical hard surfaces, with as many as 1,000 eggs being dropped at a time. The Red Devil forms pairs, making a nuclear family, with both parents caring for the fry. Larvae hatch after 3 days and are placed in pits for protection. In an additional 5 days the larvae are free-swimming, and the young eat a mucous secretion produced from the skin of the parents.

The Red Devil is an omnivore. They prefer a balanced diet of foods such as Cichlid pellets, ocean plankton, quality flake food, and occasional brine shrimp or bloodworms.

**Approximate Purchase Size:** 1" to 2"

**[PURCHASE THIS FISH](#)**



**Green Severum**

### Quick Stats

**Minimum Tank Size:** 30 gallons

**Care Level:** Moderate

**Tank Conditions:** 73-77°F; pH 6.0-6.5; KH 4-5

**Max. Size In Aquarium:** Up to 8"

**Color Form:** Cream, Green

**Temperament:** Semi-aggressive

**Diet:** Carnivore

**Compatibility:** View Chart

**Origin:** Amazon, Northern South America

**Family:** Cichlidae

The Green Severum, also known as the Banded Cichlid, is a color variation of *Heros severus* Severum. Severum have an iridescent sheen to their scales and off-white to green background color. Black spots travel along the lower body, starting behind the pectoral fin and a black band reaches across the caudal end of the body. The Green Severum is a trusting fish, and will often accept food directly from their owner's hand.

The Green Severum requires a 30 gallon or larger tank that is at least 40 inches long and 20 inches tall. The larger the tank the better. They prefer a lightly-planted tank with a soft bottom and a few rooted plants. Adding a few large rocks would be appropriate as long as there is still plenty of open room for swimming and the water is not affected. Severum can be aggressive when spawning, and for this reason should only be housed with other semi-aggressive fish.

Differentiating between the male and female is very difficult. Positive identification can only be made after close examination of the genital papillae. The males normally have pointed fins and reddish-brown spots and "worm-like" markings on their heads. Females usually have a dark patch on the dorsal fin. The Green Severum does not pair as readily as other South American Cichlids, and may take a bit longer. Providing the male with a choice of females will help. An open breeder, the female can lay as many as 1,000 eggs on rocks. The water should be mildly acidic, soft with a pH of 6.0-6.5 and a hardness of dH 5. The temperature should range from 77-82°F. The Green Severum carefully tends to its fry.

The Green Severum is a carnivore and will eat most prepared and frozen foods, including freeze-dried bloodworms, tubifex, and ocean plankton, as well as flake food and Cichlid pellets.

**Approximate Purchase Size:** 1-1/2" to 2"

**[PURCHASE THIS FISH](#)**



**Rainbow Cichlid**

### Quick Stats

**Minimum Tank Size:** 50 gallons

**Care Level:** Moderate

**Tank Conditions:** 72-77°F; pH 6.5-8.0; KH 9-20

**Max. Size In Aquarium:** Up to 5"

**Color Form:** Gold, Yellow

**Temperament:** Semi-aggressive

**Diet:** Omnivore

**Compatibility:** View Chart

**Origin:** Central America

**Family:** Cichlidae

The Rainbow Cichlid is capable of altering colors according to its moods. The background color is a lemon yellow to golden color, with a horizontal black bar running from just behind the eyes to the base of the caudal fin. When showing its most brilliant coloration, usually during breeding, the scales may have alternating rows of blue on the latter half of the body and the edges of the anal, pectoral, and dorsal fins, and may also have a brilliant blue tint. The Rainbow Cichlid, *Herotilapia multispinosa* genus is monotypic, meaning it is the only species in this genus.

The Rainbow Cichlid requires a minimum tank of 50 gallons with a fine gravel bottom, and rocks and roots for hiding. Hardy, well-rooted plants are recommended, as well as upturned pots and shards for additional hiding places. The Rainbow Cichlid does not usually burrow, so most plantscapes should stay in place. They are a peaceful fish that is territorial and rarely aggressive, except during spawning. It can easily be kept with other medium-sized cichlids such as Convicts, Firemouths, and Parrots.

It is difficult to differentiate between the male and female Rainbow Cichlid. The male tends to be larger and longer with pointed anal and dorsal fins. The female has a short ovipositor. They will form lasting pairs and make a nuclear family. The fry are usually well cared for, but the parents may eat some of them. Water should be neutral with soft to medium hardness, (pH approximately 7.0, dH 5-10) and a temperature of 79-81°F. Rainbow Cichlids are open breeders and the female will drop from 600-1,000 eggs on rocks and roots. The female who will circulate water over the eggs by fanning them with her fins, carefully guarding them in pits.

Rainbow Cichlids are omnivores, and will eat most prepared and frozen foods, including freeze-dried bloodworms, tubifex, and ocean plankton, as well as flake food and Cichlid pellets.

**Approximate Purchase Size:** 1-1/2" to 2"

**[PURCHASE THIS FISH](#)**



**Pink Convict Cichlid**

### Quick Stats

**Minimum Tank Size:** 30 gallons

**Care Level:** Difficult

**Tank Conditions:** 68-73°F; pH 6.5-8.0;  
KH 9-20

**Max. Size In Aquarium:** Up to 6"

**Color Form:** Pink, White

**Temperament:** Aggressive

**Diet:** Omnivore

**Compatibility:** View Chart

**Origin:** Central America

**Family:** Cichlidae

The Pink Convict Cichlid is a pseudo-albino of the *Archocentrus nigrofasciatus* Convict Cichlid. Sometimes called Zebra Cichlid or Convict Cichlid, this fish is monotone in color, with the female having an orange patch on her stomach. The male is larger, monotone, has a steeper forehead and longer fins. As it ages, the male will acquire a fatty lump on the forehead. A striking addition to any aquarium, they are not recommended for the community tank due to their aggressive tendencies.

The Pink Convict Cichlid requires a minimum tank of 30 gallons with a gravel bottom, rocks and plenty of hiding places among the rocks or some inverted pots. Floating plants are recommended as a form of cover. Because of their aggressive nature, Pink Convict Cichlids should only be housed with other more aggressive fish of the same size or larger.

The Pink Convict Cichlid is a cave-breeder and will accept a range of water conditions. To promote breeding increase the water temperature to between 75-79°F. Some females will spawn between a cave and an open area. The Pink Convict Cichlid readily pairs and forms a patriarch/matriarch family and both the male and female will care for the young. The fry will respond to signals from both the male and the female.

The Pink Convict Cichlid is omnivorous and will eat most prepared and frozen foods, including freeze-dried bloodworms, tubifex, and ocean plankton, as well as flake food and Cichlid pellets.

**Approximate Purchase Size:** 1-1/2" to 2"

**[PURCHASE THIS FISH](#)**



## Black Convict Cichlid

### Quick Stats

**Minimum Tank Size:** 30 gallons

**Care Level:** Moderate

**Tank Conditions:** 68-73°F; pH 6.5-8.0;  
KH 9-20

**Max. Size In Aquarium:** Up to 6"

**Color Form:** Black, Gray

**Temperament:** Aggressive

**Diet:** Omnivore

**Compatibility:** View Chart

**Origin:** Central America

**Family:** Cichlidae

The Black Convict Cichlid is a beautifully marked cichlid. Sometimes called Zebra Cichlid or Convict Cichlid, this fish has a pattern of black stripes on a grayish background and a greenish tint on the fins. The female has orange scales on her lower body and dorsal fins and the male is larger, less colorful, has a steeper forehead and longer fins. As it ages, the male will acquire a fatty lump on the forehead. A stunning addition to any aquarium, they are not recommended for the community tank due to their aggressive tendencies.

The Black Convict Cichlid requires a 30 gallon minimum tank, with a gravel bottom, rocks and plenty of hiding places among the rocks or some inverted pots. Floating plants are recommended as a form of cover. Because of their aggressive nature, Black Convict Cichlids should only be housed with other more aggressive fish of the same size or larger.

The Black Convict Cichlid is a cave-breeder and will accept a range of water conditions. To promote breeding, increase the water temperature between 75-79°F. Some females will spawn between a cave and an open area. The Black Convict Cichlid readily pairs and forms a patriarch/matriarch family and both the male and female will care for the young. The fry will respond to signals from both the male and the female.

The Black Convict Cichlid is omnivorous and will eat most prepared and frozen foods, including freeze-dried bloodworms, tubifex, and ocean plankton, as well as flake food and Cichlid pellets.

**Approximate Purchase Size:** 1-1/2" to 2"

**[PURCHASE THIS FISH](#)**



**Bolivian Ram**

### Quick Stats

**Minimum Tank Size:** 30 gallons

**Care Level:** Moderate

**Tank Conditions:** 72-79°F; pH 6.5-7.5;  
KH 0-10

**Max. Size In Aquarium:** Up to 3"

**Color Form:** Tan

**Temperament:** Peaceful

**Diet:** Omnivore

**Compatibility:** View Chart

**Origin:** Bolivia, Brazil, South America

**Family:** Cichlidae

The Bolivian Ram, also called the Butterfly Ram and the Red Ram, is a social fish that will form pairs and often remains "faithful" to each other. Bolivian Rams are golden brown in color with reddish highlights on the dorsal and caudal fins and pearly turquoise-blue highlights on the pelvic and anal fins. A black 'spot' is in the center of the body and a black line runs from the top of the eye to the bottom of the head.


The Bolivian Ram requires a tank of 30 gallons minimum. The tank should have several dense plant groups and plenty of open swimming space. The Bolivian Ram also requires a few caves in which to hide in and stones to spawn on. Being a peaceful fish, the Bolivian Ram makes a wonderful addition to the community tank, is compatible with other peaceful fish.

The Bolivian Ram is an egg layer that prefers soft to medium hardness, neutral pH and slightly raised water temperatures (77-82°F). Peat should be added to the water. The female will lay up to 200 eggs on stones and occasionally, in depressions. Both the male and female share the rearing of the fry, and it has been reported that they will take them into their mouths to protect them like a mouth brooder. Care should be taken so that the fry are not sucked into the filter.

The Bolivian Ram is an omnivore, and will consume a wide variety of foods. Freeze-dried bloodworms and tubifex, flake food, and both frozen and live brine shrimp and worms will make excellent food for these fish.

**Approximate Purchase Size:** 1-1/4" to 2-1/2"

**[PURCHASE THIS FISH](#)**



**Gold Severum**

**Quick Stats**

**Minimum Tank Size:** 30 gallons

**Care Level:** Moderate

**Tank Conditions:** 73-77°F; pH 6.0-6.5; KH 4-5

**Max. Size In Aquarium:** Up to 8"

**Color Form:** Cream, Gold

**Temperament:** Semi-aggressive

**Diet:** Carnivore

**Compatibility:** View Chart

**Origin:** Amazon, Northern South America

**Family:** Cichlidae

The Gold Severum, also known as the Banded Cichlid, is a color variation of *Heros severus* Severum. Severum have an iridescent sheen to their scales and off-white to gold background color. The Gold Severum is a trusting fish, and will often accept food directly from their owner's hand.

The Gold Severum requires a 30 gallon or larger tank that is at least 40 inches long and 20 inches tall. The larger the tank the better. They prefer a lightly-planted tank with a soft bottom and a few rooted plants. Adding a few large rocks would be appropriate as long as there is still plenty of open room for swimming. The Gold Severum can be aggressive when spawning, and for this reason should only be housed with other semi-aggressive fish.

Differentiating between the male and female is very difficult. Positive identification can only be made after close examination of the genital papillae. The Gold Severum does not pair as readily as other South American Cichlids, and may take a bit longer. Providing the male with a choice of females will help. An open breeder, the female can lay as many as 1,000 eggs on rocks. The water should be mildly acidic, soft with a pH of 6.0-6.5 and a hardness of dH 5. The temperature should range from 77-82°F. The Gold Severum carefully tends to its fry.

The Gold Severum is a carnivore and will eat most prepared and frozen foods, including freeze-dried bloodworms, tubifex, and ocean plankton, as well as flake food and Cichlid pellets.

**Approximate Purchase Size:** 1-1/2" to 2"

**[PURCHASE THIS FISH](#)**





**Jack Dempsey**

### Quick Stats

**Minimum Tank Size:** 50 gallons

**Care Level:** Easy

**Tank Conditions:** 78-82°F; pH 6.5-8.0;  
KH 5-12

**Max. Size In Aquarium:** Up to 10"

**Color Form:** Blue, Brown, Gray, Green,  
Iridescent

**Temperament:** Aggressive

**Diet:** Carnivore

**Compatibility:** View Chart

**Origin:** Central America, Farm Raised,  
USA

**Family:** Cichlidae

The Jack Dempsey is a popular freshwater fish that originates in the murky warm waters of Central America. It has a base color of dark brown to gray, and displays many iridescent blue and green spots, giving this fish a spectacular look. When breeding, these colors will intensify. The dorsal fin is lined in red, and the female's overall coloration is subdued compared to the male.

The Jack Dempsey requires an aquarium of at least 50-gallons, with a fine sand bottom. There should be rocks and roots for them to hide among. The plants should be hardy as the Jack Dempsey will burrow around and attack them. The aquarium should be divided into territories using hardy plants, if possible. They are territorial and will eat smaller fish that they can swallow.

It is difficult to distinguish between the male and female Jack Dempsey. The females are less brightly colored and usually smaller than the males. Neutral water with soft to medium hardness, a pH of approximately 7.0, and temperatures of 78-82°F is recommended. Jack Dempsey's are open breeders that need well-oxygenated water. They spawn in burrows, laying up to 500 eggs. The fry are well protected by the parents, and once mated, they will continue to spawn once the fry have grown.

Jack Dempsey is carnivorous and will eat most prepared and frozen foods, including freeze-dried bloodworms, tubifex, and ocean plankton, as well as live fish.

**Approximate Purchase Size:** 1-1/2" to 2"

**[PURCHASE THIS FISH](#)**



**Assorted Apistogramma**

### Quick Stats

**Minimum Tank Size:** 30 gallons

**Care Level:** Difficult

**Tank Conditions:** 72-86°F; pH 5.0-7.0;  
KH 2-15

**Max. Size In Aquarium:** Up to 3½"

**Color Form:** Various Colorations

**Temperament:** Semi-aggressive

**Diet:** Carnivore

**Compatibility:** View Chart

**Origin:** Amazon, Guyana, South America

**Family:** Cichlidae

The Apistogramma, commonly known as the Dwarf Cichlid, is a dainty, often brightly colored cichlid. This genus contains approximately 70 species, 20 of which are still waiting for scientific evaluation.

The Apistogramma should be kept in a tank that is 30 gallons minimum, with densely planted groupings. They require plenty of open swimming areas but also need hiding places. A fine gravel to sand substrate is recommended. Although a semi-aggressive fish, the Apistogramma is also timid and should not be housed with large, aggressive fish.

The Apistogramma is an egg layer that prefers to spawn in caves. If the female is not ready to breed when the male is, he will harass her until she is. The female will reciprocate the male's behavior once the eggs are laid if she feels that the cave is too cramped.

The Apistogramma is a carnivore, and will consume a wide variety of foods. Freeze-dried bloodworms and tubifex, flake food, and both frozen and live brine shrimp and worms will make excellent food for these fish.

**Approximate Purchase Size:** 1" to 1-1/2"

**[PURCHASE THIS FISH](#)**



## Double Full Red Cockatoo Cichlid

### Quick Stats

**Minimum Tank Size:** 30 gallons

**Care Level:** Moderate

**Tank Conditions:** 72-86°F; pH 5.0-7.0; KH 2-15

**Max. Size In Aquarium:** Up to 3½"

**Color Form:** Black, Bright Red

**Temperament:** Semi-aggressive

**Diet:** Carnivore

**Compatibility:** View Chart

**Origin:** Farm Raised, South America

**Family:** Cichlidae

The *Apistogramma cacatuoides* is commonly known as the Double Full Red Cockatoo Cichlid, Cockatoo Dwarf Cichlid or Big Mouth Apistogramma. The *Apistogramma* originates in the streams and backwaters of South America. This strain has been selectively bred for its brilliant red and black coloration. The body of these fish is elongated, with a prominent dorsal fin. The dorsal fin as well as the tail, has a striking red and black coloration.

The Double Full Red Cockatoo Cichlid should be kept in an aquarium that is 30 gallons minimum, with densely planted groupings. They require plenty of open swimming areas but also need hiding places. A fine gravel to sand substrate is recommended. Although a semi-aggressive fish, the Apistogramma is also timid and should not be housed with large, aggressive fish. They require good water conditions, and regular water changes are a must.

The Double Full Red Cockatoo Cichlid is an egg layer that prefers to spawn in caves. Once the female has laid her eggs, the male will follow to fertilize them. After fertilization, the male then leaves the brood for the female to tend to. The fry will be free swimming within seven to ten days, at which time they should be fed newly hatched brine shrimp. They are a fast growing species, and the fry will reach sexual maturity in about five months.

The Double Full Red Cockatoo Cichlid is a carnivore, and will consume a wide variety of foods. Freeze-dried bloodworms and tubifex, flake food, and both frozen and live brine shrimp and worms will make excellent food for these fish.

**Approximate Purchase Size:** 1" to 1-1/2"

**[PURCHASE THIS FISH](#)**



**Salvini Cichlid**

### Quick Stats

**Minimum Tank Size:** 50 gallons

**Care Level:** Moderate

**Tank Conditions:** 72-79°F; pH 7.0-8.0;  
KH 9-11

**Max. Size In Aquarium:** Up to 6"

**Color Form:** Yellow

**Temperament:** Aggressive

**Diet:** Omnivore

**Compatibility:** View Chart

**Origin:** Guatemala, Honduras, Southern  
Mexico

**Family:** Cichlidae

The Salvini Cichlid, also known as the Tricolor Cichlid and the Yellow Belly Cichlid, is a brightly colored cichlid from the lakes and rivers of southern Mexico and northern Central America. They have a bright yellow body with two blotchy dark lines running from the eyes to the caudal fin and turquoise-blue dots scattered over the body. The fins are long and have a turquoise-blue sheen to them. A bright red coloring is seen in the anal fins and on the body behind the pectoral fin, as well as edging the caudal fin. The head has approximately four horizontal stripes running along the forehead.

Salvini Cichlids require a tank of at least 50 gallons with a fine gravel or sand bottom. It does not burrow or destroy plants, which are recommended to use as territories. The Salvini Cichlid should be provided with numerous rocks and roots for use as hiding places. Plenty of room should be left for open swimming. They may be housed with smaller fish that are also more aggressive, but be aware, they are territorial and will bite others.

The males have pointed fins which is one way to distinguish between the sexes. Salvini Cichlids make excellent parents, and both the male and female share in the rearing of the fry. After carefully cleaning the rocks in the tank, the female will deposit up to 500 eggs.

Salvini Cichlid is omnivorous and will eat most prepared and frozen foods, including freeze-dried bloodworms, tubifex, and ocean plankton, as well as flake food and Cichlid pellets.

**Approximate Purchase Size:** 1-1/2" to 2"

**[PURCHASE THIS FISH](#)**



**Tiger Oscar**

### Quick Stats

**Minimum Tank Size:** 70 gallons

**Care Level:** Difficult

**Tank Conditions:** 72-77°F; pH 6.0-8.0;  
KH 5-19

**Max. Size In Aquarium:** Up to 1'

**Color Form:** Black, Orange, Red

**Temperament:** Semi-aggressive

**Diet:** Carnivore

**Compatibility:** View Chart

**Origin:** Amazon, South America

**Family:** Cichlidae

The Tiger Oscar is a color variation of *Astronotus ocellatus* Oscar. It is also known as the Marble Cichlid or the Velvet Cichlid and is a colorful addition to a large aquarium. The Tiger Oscar has a blue-black background with an orange-red pattern. The dorsal fin has an eyespot that is very brightly colored. They will form a pair, make a nuclear family and are generally peaceful in nature. It is hard to tell the difference between the male and females, but during spawning the female has obvious genital papilla.

The Tiger Oscar requires a large aquarium of at least 70 gallons with a deep sand bottom and a few large rocks. They will dig up plants; so any that are in the tank should be potted with the root surfaces covered with rocks. Using floating plants is a good compromise to this problem. Oscars are hearty eaters and should only be kept with other fish that are of the same size, as they will eat any that are smaller than themselves.

A large tank should be used for breeding, as much as 100 gallons if possible. The Tiger Oscar will spawn in soft or hard water as long as it is clean and clear and has a temperature between 79-86°F. The female will lay from 1,000-2,000 eggs on rocks that have been carefully cleaned. The eggs are opaque at first, turning transparent in 24 hours. The brood will be carefully guarded and cared for and the fry will be kept in pits and may even be covered. When they are free-swimming, the fry should be fed [Cyclops](#). Sometimes the fry will cling to their parents.

The Tiger Oscar is a carnivore that is a predaceous and hearty eater. Oscars will eat a variety of meaty foods, including small fish and earthworms, Cichlid pellets, larger flake food, ocean plankton, bloodworms, and tubifex worms.

**Approximate Purchase Size:** 1-1/2" to 2"

**[PURCHASE THIS FISH](#)**



## Managuense Cichlid

### Quick Stats

**Minimum Tank Size:** 50 gallons

**Care Level:** Moderate

**Tank Conditions:** 73-77°F; pH 7.0-7.8;  
KH 10-15

**Max. Size In Aquarium:** Up to 1' 6"

**Color Form:** Black, Gold, Silver

**Temperament:** Aggressive

**Diet:** Omnivore

**Compatibility:** View Chart

**Origin:** Costa Rica, Honduras, Nicaragua

**Family:** Cichlidae

The Managuense Cichlid, also known as the Aztec Cichlid and the Jaguar Cichlid, is a beautifully marked cichlid. Young Managuense Cichlids are dull silver/gold with spots running along their bodies. As they mature the dullness is even greater, until sexually mature when drab blotches become darker, eventually turning black with an irregular pattern like that of the jaguar cat. The background color is pearly with a light purple cast. These spots are less extreme in females. The lower lip often extends up over the upper lip, sometimes revealing some of the front teeth.

As a juvenile, the Managuense Cichlid can be housed in a 50 gallon minimum aquarium. The adult requires an aquarium no smaller than 70 gallons. They require plenty of open swimming room, as well as places to hide. The bottom of the tank should be coarse gravel, without plants, as the Managuense Cichlid is a burrower and will tear up plants.

Although this cichlid is a predator, it can be housed with other large cichlids, but sometimes will not tolerate other cichlids that are similar in color. Any fish that will fit into its mouth should not be kept in the same aquarium with the Managuense Cichlid.

The male is generally larger and has pointed dorsal and anal fins as well as being more brightly colored. Breeding in an aquarium is often difficult but Managuense Cichlids are excellent parents and form nuclear families. The female can spawn up to 5,000 yellow eggs.

The Managuense Cichlid is omnivorous and will eat most prepared and frozen foods including freeze-dried bloodworms, tubifex, and ocean plankton, as well as flake food and Cichlid pellets.

**Approximate Purchase Size:** 1-1/2" to 2"

**[PURCHASE THIS FISH](#)**



## Zebra Oscar

### Quick Stats

**Minimum Tank Size:** 70 gallons

**Care Level:** Difficult

**Tank Conditions:** 72-77°F; pH 6.0-8.0;  
KH 5-19

**Max. Size In Aquarium:** Up to 1'

**Color Form:** Black, Gray, White

**Temperament:** Semi-aggressive

**Diet:** Carnivore

**Compatibility:** View Chart

**Origin:** Amazon, South America

**Family:** Cichlidae

The Zebra Oscar is a color variation of *Astronotus ocellatus* Oscar. It is also known as the Marble Cichlid or the Velvet Cichlid and is a colorful addition to a large aquarium. The Zebra Oscar is black and white with gray shading and an eyespot on the dorsal fin. They will form a pair, make a nuclear family and are generally peaceful in nature. It is hard to tell the difference between the male and females, but during spawning the female has obvious genital papilla.

The Zebra Oscar requires a large aquarium of at least 70 gallons with a deep sand bottom and a few large rocks. They will dig up plants; so any that are in the tank should be potted with the root surfaces covered with rocks. Using floating plants is a good compromise to this problem. Oscars are hearty eaters and should only be kept with other fish that are of the same size, as they will eat any that are smaller than themselves.

A large tank should be used for breeding, as much as 100 gallons if possible. The Zebra Oscar will spawn in soft or hard water as long as it is clean and clear and has a temperature between 79-86°F. The female will lay from 1,000-2,000 eggs on rocks that have been carefully cleaned. The eggs are opaque at first, turning transparent in 24 hours. The brood will be carefully guarded and cared for and the fry will be kept in pits and may even be covered. When they are free-swimming, the fry should be fed [Cyclops](#). Sometimes the fry will cling to their parents.

The Zebra Oscar is a carnivore that is a predaceous and hearty eater. Oscars will eat a variety of meaty foods, including small fish and earthworms, Cichlid pellets, larger flake food, ocean plankton, bloodworms, and tubifex worms.

**Approximate Purchase Size:** 1-1/2" to 2"

**[PURCHASE THIS FISH](#)**



### Orange Cockatoo Cichlid

#### Quick Stats

**Minimum Tank Size:** 30 gallons

**Care Level:** Moderate

**Tank Conditions:** 72-86°F; pH 5.0-7.0;  
KH 2-15

**Max. Size In Aquarium:** Up to 3½"

**Color Form:** Orange

**Temperament:** Semi-aggressive

**Diet:** Carnivore

**Compatibility:** View Chart

**Origin:** Farm Raised

**Family:** Cichlidae

The *Apistogramma cacatuoides* is commonly known as the Cockatoo Dwarf Cichlid or Big Mouth Apistogramma. The *Apistogramma* originates in the streams and backwaters of South America. This strain has been selectively bred for its brilliant orange coloration. The body of these fish is elongated, with a prominent dorsal fin. The rear part of the dorsal fin, as well as the tail, has a striking orange coloration.

The Orange Cockatoo Cichlid should be kept in an aquarium that is 30 gallons minimum, with densely planted groupings. They require plenty of open swimming areas but also need hiding places. A fine gravel to sand substrate is recommended. Although a semi-aggressive fish, the *Apistogramma* is also timid and should not be housed with large, aggressive fish. They require good water conditions, and regular water changes are a must.

The Orange Cockatoo Cichlid is an egg layer that prefers to spawn in caves. Once the female has laid her eggs, the male will follow to fertilize them. After fertilization, the male then leaves the brood for the female to tend to. The fry will be free swimming within seven to ten days, at which time they should be fed newly hatched brine shrimp. They are a fast growing species, and the fry will reach sexual maturity in about five months.

The Orange Cockatoo Cichlid is a carnivore, and will consume a wide variety of foods. Freeze-dried bloodworms and tubifex, flake food, and both frozen and live brine shrimp and worms will make excellent food for these fish.

**Approximate Purchase Size:** 1" to 1-1/2"

**[PURCHASE THIS FISH](#)**





## Red Star Flower Horn Cichlid

### Quick Stats

**Minimum Tank Size:** 50 gallons

**Care Level:** Easy

**Tank Conditions:** 72-80°F; pH 6.5-8.0;  
KH 9-20

**Max. Size In Aquarium:** Up to 8"

**Color Form:** Red, Silver

**Temperament:** Semi-aggressive

**Diet:** Omnivore

**Compatibility:** View Chart

**Origin:** Farm Raised, USA

**Family:** Cichlidae

The Red Star Flower Horn Cichlid is farm raised in the USA, and is the result of crossbreeding different Central American Cichlids. These fish have an elongated body with large pronounced dorsal and anal fins. The juvenile form is silver in coloration, which turns into a bright red as they mature. A mature fish with complete coloration will be about 5 inches in length.

The Red Star Flower Horn Cichlid requires an aquarium of at least 50 gallons, with a sandy bottom, rocks and plenty of hiding places among the rocks. Live plants should be planted in pots to protect the roots from these fish. They are territorial and will eat smaller fish or invertebrates that they can swallow.

The Red Star Flower Horn Cichlid is difficult to distinguish between the male and female. The females are typically less brightly colored and smaller than the males. Neutral water with soft to medium hardness, a pH of approximately 7.0, and temperatures of 78-82°F is recommended. Red Star Flower Horn Cichlids are open breeders that need well-oxygenated water. They spawn in burrows, laying up to 500 eggs. The fry are well protected by the parents, and once mated, they will continue to spawn once the fry have grown.

The Red Star Flower Horn Cichlid is omnivorous and will eat most prepared and frozen foods, including freeze-dried bloodworms, tubifex, and ocean plankton, as well as flake food and Cichlid pellets.

**Approximate Purchase Size:** 1-1/2" to 2"

**[PURCHASE THIS FISH](#)**



**Red Parrot**

### Quick Stats

**Minimum Tank Size:** 50 gallons

**Care Level:** Easy

**Tank Conditions:** 72-80°F; pH 6.5-8.0;  
KH 9-20

**Max. Size In Aquarium:** Up to 8"

**Color Form:** Orange, Red

**Temperament:** Semi-aggressive

**Diet:** Omnivore

**Compatibility:** View Chart

**Origin:** Farm Raised, USA

**Family:** Cichlidae

The Red Parrot is sometimes referred to as the Blood Red Parrot and is the result of crossbreeding different Central American Cichlids. The body of this fish is round in shape with a beak-shaped nose. The color of these fish range from orange to red when mature. As a juvenile, they are dark in color, and they gain the red coloration as they mature.

The Red Parrot requires an aquarium of at least 50 gallons, with a sandy bottom, rocks and plenty of hiding places among the rocks. Live plants should be planted in pots to protect the roots from these fish. The Red Parrot is generally peaceful with other fish of similar size, but can be timid or bullied by other Cichlids.

The Red Parrot is normally infertile and will not successfully breed in the aquarium. They may lay eggs in a cave, but because the males are often times infertile, the usually will not develop.

The Red Parrot is omnivorous and will eat most prepared and frozen foods, including freeze-dried bloodworms, tubifex, and ocean plankton, as well as flake food and Cichlid pellets.

**Approximate Purchase Size:** 1-1/2" to 2"

**[PURCHASE THIS FISH](#)**



## Albino Oscar

### Quick Stats

**Minimum Tank Size:** 70 gallons

**Care Level:** Difficult

**Tank Conditions:** 72-77°F; pH 6.0-8.0;  
KH 5-19

**Max. Size In Aquarium:** Up to 1'

**Color Form:** Orange, Peach, Pink

**Temperament:** Semi-aggressive

**Diet:** Carnivore

**Compatibility:** View Chart

**Origin:** Amazon, South America

**Family:** Cichlidae

The Albino Oscar is a color variation of *Astronotus ocellatus* Oscar. It is also known as the Marble Cichlid or the Velvet Cichlid and makes a great addition to a large aquarium. The Albino Oscar is pale orange-pink in color and may be missing the eyespot. They will form a pair, make a nuclear family, and are generally peaceful in nature. It is hard to tell the difference between the male and females, but during spawning the female has obvious genital papilla.

The Albino Oscar requires a large aquarium of at least 70 gallons with a deep sand bottom and a few large rocks. They will dig up plants; so any that are in the tank should be potted with the root surfaces covered with rocks. Using floating plants is a good compromise to this problem. Oscars are hearty eaters and should only be kept with other fish that are of the same size, as they will eat any that are smaller than themselves.

A large tank should be used for breeding, as much as 100 gallons if possible. The Albino Oscar will spawn in soft or hard water as long as it is clean and clear and has a temperature between 79-86°F. The female will lay from 1,000-2,000 eggs on rocks that have been carefully cleaned. The eggs are opaque at first, turning transparent in 24 hours. The brood will be carefully guarded and cared for and the fry will be kept in pits and may even be covered. When they are free-swimming, the fry should be fed [Cyclops](#). Sometimes the fry will cling to their parents.

The Albino Oscar is a carnivore that is a predaceous and hearty eater. Oscars will eat a variety of meaty foods, including small fish, larger flake food, ocean plankton, bloodworms, and tubifex worms.

**Approximate Purchase Size:** 1-1/2" to 2"

**[PURCHASE THIS FISH](#)**



## Peacock Bass (Ocellaris)

### Quick Stats

**Minimum Tank Size:** 70 gallons

**Care Level:** Difficult

**Tank Conditions:** 75-81°F; pH 6.5-7.5;  
KH 5-12

**Max. Size In Aquarium:** Up to 2'

**Color Form:** Olive, White, Yellow

**Temperament:** Semi-aggressive

**Diet:** Carnivore

**Compatibility:** View Chart

**Origin:** Northern South America

**Family:** Cichlidae

The Peacock Bass, which is also known as the Peacock Cichlid, the Butterfly Peacock Bass and the Eye Spot Cichlid, is best known as a game fish. Peacock Bass have long bodies and deeply notched dorsal fins. They have large mouths and the lower jaw extends beyond the upper jaw. There is a large black eye spot encircled by a gold colored ring at the base of the caudal fin. Their background color is olive-green dorsally blending to yellow-white ventrally, with three darker bars on their sides, between which are a series of dark spots.

A unique characteristic of the Peacock Bass is the deep indentation that separates the hard spines from the soft rays on the dorsal fin. The front of the dorsal, upper caudal, and pectoral fins are gray to black, the anal, pelvic and the lower caudal fins have a red tint. White spots are present on the second dorsal and the upper lobe of the caudal fin. Large adults have a yellow-orange stripe which extends from their mouth to their caudal fin. The iris is deep red.

The Peacock Bass requires a tank of no less than 70 gallons with a sand or gravel bottom. Some stones for cover and flat stones for potential spawning are also needed. The edges of the tank as well as the background can be planted and the plant roots will also be used as cover. Peacock Bass do not have any special demands when it comes to water chemistry and because of their predatory nature, should only be kept in a species only tank. They are only suitable for the home aquarium as juveniles.

Older male Peacock Bass have a large nuchal hump and other than this characteristic, the sexes can only be differentiated during the spawning act. Successful aquarium breeding has not been recorded, but in the wild, spawning will take place at water temperatures from 79-82°F and eggs are adhered to hard substrates in pits in shallow waters. The female will spawn over 10,000 eggs and both parents will guard the young for well over a month.

The Peacock Bass is a carnivore and will eat fish and earthworms along with most prepared and frozen foods, including freeze-dried bloodworms, tubifex, and ocean plankton. Flake food and Cichlid pellets are also recommended.

**Approximate Purchase Size:** 1-1/2" to 2" [\*\*PURCHASE THIS FISH\*\*](#)



**Texas Cichlid**

### Quick Stats

**Minimum Tank Size:** 50 gallons

**Care Level:** Difficult

**Tank Conditions:** 68-75°F; pH 6.5-7.5;  
KH 5-12

**Max. Size In Aquarium:** Up to 1'

**Color Form:** Gold

**Temperament:** Aggressive

**Diet:** Omnivore

**Compatibility:** View Chart

**Origin:** Northern Mexico, Texas

**Family:** Cichlidae

The Texas Cichlid, also known as the Rio Grande Perch and the Rio Grande Cichlid, is an iridescent golden color with pearl highlights and white dots on its body and fins. There are several small black spots at the base of the caudal fin and along the middle, rear half of the body. The juveniles have an iridescent pearl-gray body with white dots on the body and fins. There is a black dot at the base of the caudal fin and one in the center of the body. They are also leaner in size.

The Texas Cichlid requires a tank of at least 50 gallons, with a fine sand bottom. There should be rocks and roots for them to hide among. The plants should be hardy as the Texas Cichlid will burrow around and attack them. The Texas Cichlid uses floating plants as a cover. The tank should be divided into territories using hardy plants, if possible. The Texas Cichlid is sensitive to old water and requires frequent changes of 1/4-1/2 of the water weekly. They are territorial and somewhat waspish, so care should be taken when choosing tank mates. Choose other more aggressive fish to share an aquarium with the Texas Cichlid.

It is difficult to distinguish between the male and female Texas Cichlid. The females are less brightly colored and usually smaller than the males. Older males will develop a cranial bump typical in some cichlids. Neutral water with soft to medium hardness, a pH of approximately 7.0, and temperatures of 77-82°F is recommended. Texas Cichlids are open breeders that need well-oxygenated water. They spawn on cleaned rocks, laying up to 500 eggs. The fry are suspended from stones and guarded by both parents. The Texas Cichlid is not as diligent a parent as some cichlids and may eat their spawn.

Texas Cichlids is omnivorous and will eat most prepared and frozen foods, including freeze-dried bloodworms, tubifex, and ocean plankton, as well as flake food and Cichlid pellets.

**Approximate Purchase Size:** 1-1/2" to 2"

**[PURCHASE THIS FISH](#)**



**Black Stripe Dwarf Cichlid**

### Quick Stats

**Minimum Tank Size:** 30 gallons

**Care Level:** Moderate

**Tank Conditions:** 72-86°F; pH 6.0-7.0;  
KH 2-15

**Max. Size In Aquarium:** Up to 3"

**Color Form:** Black

**Temperament:** Semi-aggressive

**Diet:** Carnivore

**Compatibility:** View Chart

**Origin:** Farm Raised, South America

**Family:** Cichlidae

The *Taeniacara candidi* is known in the hobby as the Black Stripe Dwarf Cichlid, and originates within the Amazon Basin of South America. The bodies of these fish are extremely slender and elongated, and have a dark stripe that runs horizontally from the nose to the base of the tail. Another distinguishing feature is its unusually low dorsal fin.

The Black Stripe Dwarf Cichlid should be kept in a tank that is 30 gallons minimum, with densely planted groupings. They require plenty of open swimming areas but also need hiding places. A fine gravel to sand substrate is recommended. Although a semi-aggressive fish, they are also timid and should not be housed with large, aggressive fish. They require good water conditions, and regular water changes are a must.

The Black Stripe Dwarf Cichlid is an egg layer that prefers to spawn on the underside of leaves or pieces of driftwood. Once the female has laid her eggs, the male will follow to fertilize them. After fertilization, the male then leaves the brood for the female to tend to. The fry will be free swimming within seven to ten days, at which time they should be fed newly hatched brine shrimp. They are a fast growing species, and the fry will reach sexual maturity in about five months.

The Black Stripe Dwarf Cichlid is a carnivore, and will consume a wide variety of foods. Freeze-dried bloodworms and tubifex, flake food, and both frozen and live brine shrimp and worms will make excellent food for these fish.

**Approximate Purchase Size:** 1" to 1-1/2"

**[PURCHASE THIS FISH](#)**



### Panda Dwarf Cichlid

#### Quick Stats

**Minimum Tank Size:** 30 gallons

**Care Level:** Moderate

**Tank Conditions:** 72-86°F; pH 6.0-7.0; KH 2-15

**Max. Size In Aquarium:** Up to 3"

**Color Form:** Black, Blue, Red, Yellow

**Temperament:** Semi-aggressive

**Diet:** Carnivore

**Compatibility:** View Chart

**Origin:** South America

**Family:** Cichlidae

The *Apistogramma nijsseni* is known in the hobby as the Panda Dwarf Cichlid, and originates within the Amazon Basin of South America. The male of this species has a yellow coloration, which turns into blue as it progresses to the rear of the fish. The caudal fin is rounded and outlined in red. The female of this species is almost entirely yellow in coloration with three or four black spots on its side. This fish will change coloration depending on its mood.

The Panda Dwarf Cichlid should be kept in an aquarium that is 30 gallons minimum, with densely planted groupings. They require plenty of open swimming areas but also need hiding places. A fine gravel to sand substrate is recommended. Although a semi-aggressive fish, they are also timid and should not be housed with large, aggressive fish. They require good water conditions, and regular water changes are a must.

The Panda Dwarf Cichlid is an egg layer that prefers to spawn within a cave. Once the female has laid her eggs, the male will follow to fertilize them. After fertilization, the male then leaves the brood for the female to tend to. The fry will be free swimming within seven to ten days, at which time they should be fed newly hatched brine shrimp. They are a fast growing species, and the fry will reach sexual maturity in about five months.

The Panda Dwarf Cichlid is a carnivore, and will consume a wide variety of foods. Freeze-dried bloodworms and tubifex, flake food, and both frozen and live brine shrimp and worms will make excellent food for these fish.

**Approximate Purchase Size:** 1" to 1-1/2"

**[PURCHASE THIS FISH](#)**



**Port Acara**

### Quick Stats

**Minimum Tank Size:** 30 gallons

**Care Level:** Moderate

**Tank Conditions:** 72-80°F; pH 6.5-8.0;  
KH 9-20

**Max. Size In Aquarium:** Up to 5"

**Color Form:** Black, Brown

**Temperament:** Semi-aggressive

**Diet:** Omnivore

**Compatibility:** View Chart

**Origin:** Central America, Farm Raised,  
USA

**Family:** Cichlidae

The Port Acara is a beautifully marked cichlid. Its body is mottled brown with a dark horizontal line running from the eye back to the tail. The scales are outlined in black giving these fish a very distinctive look. Adding further to their beauty, tones of red, greens and blues will develop with age and in times of spawning. The males of this species have longer pointed dorsal and anal fins. These are an easy to breed fish that do well in a community aquarium with other fish of similar size.

The Port Acara requires an aquarium of at least 30-gallons, with a sandy bottom, rocks and plenty of hiding places among the rocks. Live plants should be planted in pots to protect the roots from these fish. The Port Acara is generally peaceful with other fish of similar size, but can get territorial during breeding time.

The Port Acara is an open-breeder and will accept a range of water conditions. To promote breeding, raise aquarium temperature to 78-82°F. The Blue Acara readily pairs and forms a patriarch/matriarch family and both the male and female will care for the young. The female will lay the eggs on a cleaned rock. They will spawn about every two weeks if the young are removed from the aquarium.

The Port Acara is omnivorous and will eat most prepared and frozen foods, including freeze-dried bloodworms, tubifex, and ocean plankton, as well as flake food and Cichlid pellets.

**Approximate Purchase Size:** 1-1/2" to 2"

**[PURCHASE THIS FISH](#)**





**Red Oscar**

### Quick Stats

**Minimum Tank Size:** 70 gallons

**Care Level:** Difficult

**Tank Conditions:** 72-77°F; pH 6.0-8.0;  
KH 5-19

**Max. Size In Aquarium:** Up to 1'

**Color Form:** Orange, Red

**Temperament:** Semi-aggressive

**Diet:** Carnivore

**Compatibility:** View Chart

**Origin:** Amazon, South America

**Family:** Cichlidae

The Red Oscar is a color variation of *Astronotus ocellatus* Oscar. It is also known as the Marble Cichlid or the Velvet Cichlid and is a colorful addition to a large aquarium. The Red Oscar is orange-red with dark gray shading and an eyespot on the dorsal fin. They will form a pair, make a nuclear family and are generally peaceful in nature. It is hard to tell the difference between the male and females, but during spawning the female has obvious genital papilla.

The Red Oscar requires a large aquarium of at least 70 gallons with a deep sand bottom and a few large rocks. They will dig up plants; so any that are in the tank should be potted with the root surfaces covered with rocks. Using floating plants is a good compromise to this problem. Oscars are hearty eaters and should only be kept with other fish that are of the same size, as they will eat any that are smaller than themselves.

A large tank should be used for breeding, as much as 100 gallons if possible. The Red Oscar will spawn in soft or hard water as long as it is clean and clear and has a temperature between 79-86°F. The female will lay from 1,000-2,000 eggs on rocks that have been carefully cleaned. The eggs are opaque at first, turning transparent in 24 hours. The brood will be carefully guarded and cared for and the fry will be kept in pits and may even be covered. When they are free-swimming, the fry should be fed *Cyclops*. Sometimes the fry will cling to their parents.

The Red Oscar is a carnivore that is a predaceous and hearty eater. Oscars will eat a variety of meaty foods, including small fish and earthworms, Cichlid pellets, larger flake food, ocean plankton, bloodworms, and tubifex worms.

**Approximate Purchase Size:** 1-1/2" to 2"

**[PURCHASE THIS FISH](#)**



## Double Full Red Agassizi Cichlid

### Quick Stats

**Minimum Tank Size:** 30 gallons

**Care Level:** Moderate

**Tank Conditions:** 72-86°F; pH 6.0-7.0;  
KH 2-15

**Max. Size In Aquarium:** Up to 3"

**Color Form:** Bright Red

**Temperament:** Semi-aggressive

**Diet:** Carnivore

**Compatibility:** View Chart

**Origin:** Farm Raised

**Family:** Cichlidae

The *Apistogramma agassizi* is known in the hobby as the Double Full Red Agassizi Cichlid which originates within the Amazon Basin of South America. This variation is tank-raised and has been bred for its brilliant red coloration within the dorsal and caudal fins. The body of these fish is elongated with a dark horizontal stripe. The dorsal fin extends almost the entire length of the body and is held low on the body with red outlines. These fish will change coloration depending on its mood.

The Double Full Red Agassizi Cichlid should be kept in an aquarium that is 30 gallons minimum, with densely planted groupings. They require plenty of open swimming areas but also need hiding places. A fine gravel to sand substrate is recommended. Although a semi-aggressive fish, they are also timid and should not be housed with large, aggressive fish. They require good water conditions, and regular water changes are a must.

The Double Full Red Agassizi Cichlid is an egg layer that prefers to spawn within a cave. Once the female has laid her eggs, the male will follow to fertilize them. After fertilization, the male then leaves the brood for the female to tend to. The fry will be free swimming within seven to ten days, at which time they should be fed newly hatched brine shrimp. They are a fast growing species, and the fry will reach sexual maturity in about five months.

The Double Full Red Agassizi Cichlid is a carnivore, and will consume a wide variety of foods. Freeze-dried bloodworms and tubifex, flake food, and both frozen and live brine shrimp and worms will make excellent food for these fish.

**Approximate Purchase Size:** 1" to 1-1/2"

[\*\*PURCHASE THIS FISH\*\*](#)



**Uaru Cichlid**

### Quick Stats

**Minimum Tank Size:** 70 gallons

**Care Level:** Moderate

**Tank Conditions:** 75-83°F; pH 5.0-7.0;  
KH 2-5

**Max. Size In Aquarium:** Up to 10"

**Color Form:** Black, Brown, Green, Silver

**Temperament:** Semi-aggressive

**Diet:** Omnivore

**Compatibility:** View Chart

**Origin:** Farm Raised, USA

**Family:** Cichlidae

The Uaru Cichlid, also known as the Triangle Cichlid, is originally from the backwaters of the Amazon basin of South America and is now being captive bred. The coloration of these fish at maturity is mostly brown with a prominent horizontal black stripe covering the mid-section. Immature specimens are mottled in brown and black. They will typically achieve their adult coloration at about 4 inches in size.

The Uaru Cichlid requires a minimum aquarium size of 70 gallons or more with a fine gravel bottom. Plenty of rocks, driftwood and even flowerpots are recommended for hiding. They are a peaceful fish that is territorial and rarely aggressive, except during spawning. It can easily be kept with other medium-sized cichlids such as Convicts, Firemouths, and Parrots.

It is difficult to differentiate between the male and female Uaru Cichlid. It is best to incorporate 4 to 6 juveniles into an aquarium and allow them to pair off. They will form lasting pairs and make a nuclear family. The fry are usually well cared for, but the parents may eat some of them. Water should have a pH of 5.5 to 7.0 with an ideal temperature of 79-83°F. Uaru Cichlid are open breeders and the female will drop from 100 to 1000 eggs. The female will circulate water over the eggs by fanning them with her fins, carefully guarding them in pits. After hatching, the fry will feed upon the slime coat of the parents until they become large enough to accept prepared foods. Feed the fry baby brine shrimp, ground flake foods and other foods designed for freshwater fry.

Uaru Cichlids are omnivores, and will eat most prepared and frozen foods, including freeze-dried bloodworms, tubifex, and ocean plankton, as well as flake food and Cichlid pellets.

**Approximate Purchase Size:** 1-1/2" to 2"

**[PURCHASE THIS FISH](#)**



**Festivum Cichlid**

### Quick Stats

**Minimum Tank Size:** 50 gallons

**Care Level:** Moderate

**Tank Conditions:** 72-77°F; pH 6.5-8.0; KH 9-20

**Max. Size In Aquarium:** Up to 6"

**Color Form:** Black, Green, Red, Silver

**Temperament:** Semi-aggressive

**Diet:** Omnivore

**Compatibility:** View Chart

**Origin:** Farm Raised, USA

**Family:** Cichlidae

The Festivum Cichlid is originally from the backwaters of the Amazon basin of South America and is now being captive bred. The coloration of this fish ranges from silver on the bottom half to green on the back of the fish. A large black stripe runs from the reddish eye back towards the dorsal fin.

The Festivum Cichlid requires a minimum tank of 50 gallons with a fine gravel bottom, and rocks and roots for hiding. Hardy, well-rooted plants are recommended, as well as upturned pots and shards for additional hiding places. The Festivum Cichlid does not usually burrow, so most plantscapes should stay in place. They are a peaceful fish that is territorial and rarely aggressive, except during spawning. It can easily be kept with other medium-sized cichlids such as Convicts, Firemouths, and Parrots.

It is difficult to differentiate between the male and female Festivum Cichlid. The male tends to be larger and longer with pointed anal and dorsal fins. The female has a short ovipositor. They will form lasting pairs and make a nuclear family. The fry are usually well cared for, but the parents may eat some of them. Water should be neutral with soft to medium hardness, (pH approximately 7.0, dH 5-10) and a temperature of 72-77°F. Festivum Cichlids are open breeders and the female will drop from 600-1,000 eggs on rocks and roots. The female who will circulate water over the eggs by fanning them with her fins, carefully guarding them in pits.

Festivum Cichlids are omnivores, and will eat most prepared and frozen foods, including freeze-dried bloodworms, tubifex, and ocean plankton, as well as flake food and Cichlid pellets.

**Approximate Purchase Size:** 1-1/2" to 2"

**[PURCHASE THIS FISH](#)**



## Surinamen Geophagus

### Quick Stats

**Minimum Tank Size:** 55 gallons

**Care Level:** Difficult

**Tank Conditions:** 72-77°F; pH 6.9-7.1; KH 9-11

**Max. Size In Aquarium:** Up to 1'

**Color Form:** Amber

**Temperament:** Aggressive

**Diet:** Omnivore

**Compatibility:** View Chart

**Origin:** Guyana to the Amazon

**Family:** Cichlidae

The Surinimis Geophagus, also known as the Redstripe Eartheater, the Mother-of-Pearl Eartheater, and the Opalescent Eartheater, has a long nose with eyes set high on the head and amber in color. Surinimis Geophagus has a gray-black blotch on its side, resembling an ink smudge. The background color is olive-green to pearl gray, with iridescent blue-green stripes on its sides and small iridescent blue spots on its fins, with the exception of the pectoral fins. Wild Surinimis Geophagus exhibit deep red lateral stripes, which fade in captivity.

The Surinimis Geophagus requires a tank of 55 gallons or larger with a sandy bottom and flat rocks. The rear of the tank should have caves made from stones and roots, and the edges of the tank should be decorated with hardy, potted plants. They are confirmed burrowers, and care should be taken when creating the caves, so that they do not collapse. The Surinimis Geophagus can be kept in tanks with large catfish as tank mates.

The Surinimis Geophagus will pair up and form nuclear families. They are territorial and extremely aggressive during spawning. The Surinimis Geophagus are larvophile mouth brooders, meaning they lay eggs and right before or as the larvae hatch both the female and the male take them into their mouths for protection.

The Surinimis Geophagus is an omnivore and will eat most prepared and frozen foods including freeze-dried bloodworms, tubifex, and ocean plankton, as well as flake food and cichlid pellets.

**Approximate Purchase Size:** 2" to 3-1/2"

**[PURCHASE THIS FISH](#)**



## Green Terror

### Quick Stats

**Minimum Tank Size:** 50 gallons

**Care Level:** Moderate

**Tank Conditions:** 72-80°F; pH 6.5-8.0;  
KH 9-20

**Max. Size In Aquarium:** Up to 8"

**Color Form:** Bright Blue, Green, White

**Temperament:** Semi-aggressive

**Diet:** Omnivore

**Compatibility:** View Chart

**Origin:** South America

**Family:** Cichlidae

The Green Terror is a beautifully marked cichlid. Its body is a greenish white with many electric blue spots on the chin area. The males of this species have a longer tail fin, which is outlined in red.

The Green Terror requires an aquarium of at least 50 gallons, with a sandy bottom, and rock work that will provide plenty of hiding spots. Live plants should be planted in pots to protect the roots from these fish. The Green Terror is generally peaceful with other fish of similar size, but can get more territorial as it matures.

The Green Terror is an open-breeder and will accept a range of water conditions. The Green Terror readily pairs and the female will take the bigger role in raising the fry. The female will lay the eggs on a cleaned, flat rock. They will spawn about every two weeks if the young are removed from the aquarium.

The Green Terror is omnivorous and will eat most prepared and frozen foods, including freeze-dried bloodworms, tubifex, and ocean plankton, as well as flake food and Cichlid pellets.

**Approximate Purchase Size:** 1-1/2" to 2"

**[PURCHASE THIS FISH](#)**



**German Gold Ram**

### Quick Stats

**Minimum Tank Size:** 20 gallons

**Care Level:** Moderate

**Tank Conditions:** 72-79°F; pH 5.0-7.0;  
KH 5-12

**Max. Size In Aquarium:** Up to 3"

**Color Form:** Gold, Orange, Red

**Temperament:** Peaceful

**Diet:** Omnivore

**Compatibility:** View Chart

**Origin:** Tank Bred

**Family:** Cichlidae

**Tank Bred:** Yes

The German Gold Ram is a beautiful color variation of *Papilochromis ramirezi*. It is a social fish that will form pairs and often remains "faithful" to each other. German Gold Rams have a gold body with hints of pink, orange, and red.

The German Gold Ram requires a tank of 20 gallons, minimum. The tank should have several dense plant groups and plenty of open swimming space. The German Gold Ram will also need a few caves in which to hide in and stones to spawn on. Being a peaceful fish, the German Gold Ram makes a wonderful addition to the community tank. However, if kept in an aquarium that lacks hiding places for this fish, they may become aggressive toward small tank mates.

The German Gold Ram is an egg layer that prefers soft to medium hardness, neutral pH, and slightly raised water temperatures (77-82°F). Peat should be added to the water. The female will lay up to 200 eggs on stones and occasionally, in depressions. Both the male and female share the rearing of the fry, and it has been reported that they will take them into their mouths to protect them like a mouth brooder. Care should be taken so that the fry are not sucked into the filter.

**Approximate Purchase Size:** 1" to 1-1/2"

**[PURCHASE THIS FISH](#)**