

Cisco Webex Room Panorama

Spare Parts List



This document lists all spare parts and cables that may be ordered for the *Cisco Webex Room Panorama* system. Part numbers (PIDs) are included for all items.

Contents

Introduction	2
Products covered in this guide	2
Ordering information	2
Spare parts	3
Cables	6
Region-specific power cables	7
Spare part replacement	9
Cisco contacts	10

Introduction

Products covered in this guide

This document lists all spare parts and cables that may be ordered for *Cisco Webex Room Panorama*. *

Part numbers for complete systems

- CS-ROOM-PANO-K9
- CS-ROOM-PANO-NR-K9 (no-radio)
- CS-ROOM-PANO-NR-K7 (no-encryption, no-radio)

Part numbers for spare parts and cables

The part numbers (PIDs) for all spare parts and cables that may be ordered for these products are shown in the tables on the following pages.

Ordering information

To place an order, please contact your local Cisco representative or Cisco partner and refer to part numbers as listed in this document.

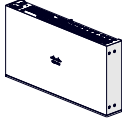
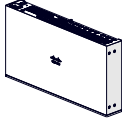
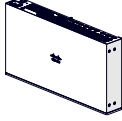

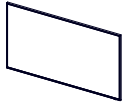
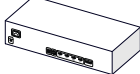




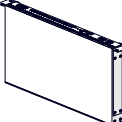
Cisco service and support

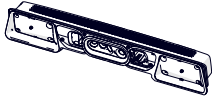

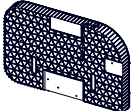

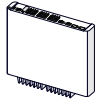



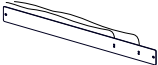
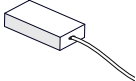
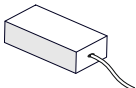
Cisco and our partners provide a broad portfolio of smart, personalized services and support. For more information about these services, visit:

<https://www.cisco.com/go/collaborationservices>

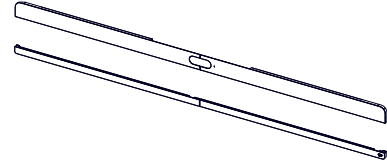




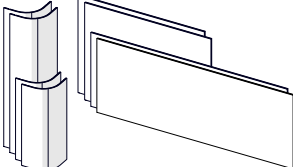
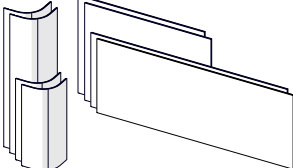

* *Cisco Webex Room 70 Panorama* has its own Spare Parts List, which you can find online.

Spare parts

Part number (PID)	Part description
CS-CODEC-PRO=	 Codec Pro (without rack ears)
CS-CODEC-PRO-NR=	 Codec Pro, no-radio version (without rack ears)
CS-CODEC-PRO-NR-K7=	 Codec Pro, no-encryption and no-radio version (without rack ears)
CS-C-PRO-RACK-EARS=	 Rack ears for Codec Pro (screws not included)
CS-PANO-MON82=	 Samsung 82" 8K professional monitor (left and right screen).
CS-1CONNECT-BOX=	 One Connect box for Samsung 82" 8K professional monitor.
CS-CAB-V-QPR82=	 One Invisible Connection (cable between the One Connect box and the Samsung 82" monitor).
CS-PANO-MON65=	 Samsung 65" monitor (content screen)
CS-PANO-VESA=	 Screen rails (2x) for mounting the 82-inch and 65-inch monitors
CS-MON82-REMOTE=	 Remote control for the Samsung 82-inch and 65-inch monitors
CS-PANO-DNAM4=	 Digital Natural Audio Module IV - amplifier (with rack ears)

Part number (PID)	Part description
CS-RPQUADCAM=	 Quad Camera for Room Panorama
CS-PANO-SPKR=	 Main speaker (1x)
CS-PANO-BASS=	 Subwoofer (1x)
C1000-16FP-2G-L ¹	 Ethernet switch, Cisco Catalyst 1000-16FP-2G-L (introduced early 2021)
WS-C3560CX-12PC-S ¹	 Ethernet switch, Cisco Catalyst 3560CX-12PC-S
CS-SWCH-RACKEAR=	 Rack ears for the Ethernet switch (used for the switch in the system) (screws included)
CS-MGNT-TRAY=	 Mounting tray for the Ethernet switch (used for the switch under the table) (screws included)
CS-PANO-FANKIT=	 Cooling fans (3x) (without the mounting plate)
CS-PANO-ANT=	 Wi-Fi and Bluetooth antenna kit (including antenna support)
PSU-12VDC-120W=	 Power supply, AC/DC, 12V, 120W (for amplifier)
PSU-24VDC-270W=	 Power supply, AC/DC, 24V, 270W (for amplifier)

¹ We introduced the Cisco Catalyst 1000-16FP-2G-L switch in early 2021. Both Cisco Catalyst 3560CX-12PC-S, which was included in the earlier shipments, and the newer switch can be used.

Part number (PID)	Part description	
CS-PANO-GRILL=		Kit with both speaker grille and deco grille (the grille below the main screens).
CS-T10-TS-K9= ²		Room Navigator (10 inch touch user interface), without cable (introduced early 2021)
CS-TOUCH10= ²		Touch 10 (10 inch touch user interface), without cable
CS-MIC-TABLE-E=		Cisco Table Microphone (including cable with Euroblock connector)
CS-MIC-ARRAY-T=		Cisco Microphone Array (including cable with RJ-45 connector)
CS-PANO-WALL-LIGH=		Package with all the cosmetic panels (Light Oak finish)
CS-PANO-WALL-PNT=		Package with all the cosmetic panels (ready-to-paint)
CS-GAS-SPRING=		Display cavity gas springs (1 pair)

² We introduced the Room Navigator in early 2021. Both Touch 10, which was included in the earlier shipments, and the Room Navigator can be used. The Room Navigator requires your video system to run RoomOS or software version CE9.14 or later.

Cables

Part number (PID)	Part description	Number printed on cable
CAB-PANO-L-SPKR=	Cable bundle for the left speakers (6 speakers + 2 subwoofers)	72-101817-xx
CAB-PANO-R-SPKR=	Cable bundle for the right speakers (6 speakers + 2 subwoofers)	72-101818-xx
PWR-CAB-INT-1.3M=	Power cable between amplifier and camera	72-101811-xx
CAB-ETH-8M-GR=	Ethernet cable, grey, 8m (between codec and switch in table)	72-101848-xx
CAB-ETH-5M-GR=	Ethernet cable, grey, 5m (between codec and LAN)	72-101005-xx
CAB-ETH-3M-GR=	Ethernet cable, grey, 3m (between codec and amplifier / camera / switch in system)	72-101042-xx
CAB-ETH-1.5M-GR=	Ethernet cable, grey, 1.5m (between switch in system and left screen / right screen / content screen)	72-101204-xx
CAB-2HDMI-3M-GR=	HDMI to HDMI cable, 3m (between codec and right screen / content screen)	72-101007-xx
CAB-2HDMI-1.71M=	HDMI to HDMI cable, 1.71m (between codec and camera)	72-101528-xx
CAB-2HDMI-1.26M=	HDMI to HDMI cable, 1.26m (between codec and left screen)	72-101334-xx
CAB-HDMI-MUL4K-9M=	Multi-head presentation cable, 4K, HDMI to USB-C/HDMI/miniDP, 9m	72-101342-xx
CAB-PRES-2HDMI-GR=	Presentation cable, 4K, grey, HDMI to HDMI, 8m	72-101034-xx
CAB-DV10-12.5=	Ethernet cable for Touch 10 / Room Navigator, flat, grey, 12.5m	72-100706-xx
CAB-DV10-4M=	Ethernet cable for Touch 10 / Room Navigator, flat, grey, 4m	72-100707-xx
CAB-MIC-EXT-E=	Extension cable for Table Microphone (Euroblock), 9m	74-100624-xx

Region-specific power cables

Part number (PID)	Part description
PWR-CORD-ARG-B=	Power cord (C13, 2 m, 10A) for Argentina
PWR-CORD-AUS-B=	Power cord (C13, 2 m, 10A) for Australia
PWR-CORD-BRA-B=	Power cord (C13, 2 m, 10A) for Brazil
PWR-CORD-CHE-B=	Power cord (C13, 2 m, 10A) for Switzerland
PWR-CORD-CHN-B=	Power cord (C13, 2 m, 10A) for China
PWR-CORD-DNK-B=	Power cord (C13, 2 m, 10A) for Denmark
PWR-CORD-EUR-B=	Power cord (C13, 2 m, 10A) for Europe
PWR-CORD-GBR-B=	Power cord (C13, 2 m, 10A) for United Kingdom
PWR-CORD-IND-B=	Power cord (C13, 2 m, 10A) for India
PWR-CORD-ISR-B=	Power cord (C13, 2 m, 10A) for Israel
PWR-CORD-ITA-B=	Power cord (C13, 2 m, 10A) for Italy
PWR-CORD-JPN-B=	Power cord (C13, 2 m, 10A) for Japan
PWR-CORD-KOR-B=	Power cord (C13, 2 m, 10A) for South Korea
PWR-CORD-TWN-B=	Power cord (C13, 2 m, 10A) for Taiwan
PWR-CORD-USA-B=	Power cord (C13, 2 m, 10A) for United States of America
PWR-CORD-ZAF-B=	Power cord (C13, 2 m, 10A) for South Africa

Part number (PID)	Part description
PWR-CORD-ARG-F=	Power cord (C13, 5 m, 10A) for Argentina
PWR-CORD-AUS-F=	Power cord (C13, 5 m, 10A) for Australia
PWR-CORD-BRA-F=	Power cord (C13, 5 m, 10A) for Brazil
PWR-CORD-CHE-F=	Power cord (C13, 5 m, 10A) for Switzerland
PWR-CORD-CHN-F=	Power cord (C13, 5 m, 10A) for China
PWR-CORD-DNK-F=	Power cord (C13, 5 m, 10A) for Denmark
PWR-CORD-EUR-F=	Power cord (C13, 5 m, 10A) for Europe
PWR-CORD-GBR-F=	Power cord (C13, 5 m, 10A) for United Kingdom
PWR-CORD-IND-F=	Power cord (C13, 5 m, 10A) for India
PWR-CORD-ISR-F=	Power cord (C13, 5 m, 10A) for Israel
PWR-CORD-ITA-F=	Power cord (C13, 5 m, 10A) for Italy
PWR-CORD-JPN-F=	Power cord (C13, 5 m, 10A) for Japan
PWR-CORD-KOR-F=	Power cord (C13, 5 m, 10A) for South Korea
PWR-CORD-TWN-F=	Power cord (C13, 5 m, 10A) for Taiwan
PWR-CORD-USA-F=	Power cord (C13, 4.5 m, 10A) for United States of America
PWR-CORD-ZAF-F=	Power cord (C13, 5 m, 10A) for South Africa

Part number (PID)	Part description
CAB-PWR-C7-ARG-A=	Power cord (C7, right angled, 4.5 m) for Argentina
CAB-PWR-C7-AUS-A=	Power cord (C7, right angled, 4.5 m) for Australia
CAB-PWR-C7-BRA-A=	Power cord (C7, right angled, 4.5 m) for Brazil
CAB-PWR-C7-CHE-A=	Power cord (C7, right angled, 4.5 m) for Switzerland
CAB-PWR-C7-CHN-A=	Power cord (C7, right angled, 4.5 m) for China
CAB-PWR-C7-DNK-A=	Power cord (C7, right angled, 4.5 m) for Denmark
CAB-PWR-C7-EUR-A=	Power cord (C7, right angled, 4.5 m) for Europe
CAB-PWR-C7-GBR-A=	Power cord (C7, right angled, 4.5 m) for United Kingdom
CAB-PWR-C7-IND-A=	Power cord (C7, right angled, 4.5 m) for India
CAB-PWR-C7-ISR-A=	Power cord (C7, right angled, 4.5 m) for Israel
CAB-PWR-C7-ITA-A=	Power cord (C7, right angled, 4.5 m) for Italy
CAB-PWR-C7-JPN-A=	Power cord (C7, right angled, 4.5 m) for Japan
CAB-PWR-C7-KOR-A=	Power cord (C7, right angled, 4.5 m) for South Korea
CAB-PWR-C7-TWN-A=	Power cord (C7, right angled, 4.5 m) for Taiwan
CAB-PWR-C7-USA-A=	Power cord (C7, right angled, 4.5 m) for United States of America
CAB-PWR-C7-ZAF-A=	Power cord (C7, right angled, 4.5 m) for South Africa

Part number (PID)	Part description
CAB-PWR-C15-ARG-A=	Power cord (C15, 2.5 m, 10 A) for Argentina
CAB-PWR-C15-AUS-A=	Power cord (C15, 2.5 m, 10 A) for Australia
CAB-PWR-C15-BRA-A=	Power cord (C15, 2.5 m, 10 A) for Brazil
CAB-PWR-C15-CHE-A=	Power cord (C15, 2.5 m, 10 A) for Switzerland
CAB-PWR-C15-CHN-A=	Power cord (C15, 2.5 m, 10 A) for China
CAB-PWR-C15-DNK-A=	Power cord (C15, 2.5 m, 10 A) for Denmark
CAB-PWR-C15-EUR-A=	Power cord (C15, 2.5 m, 10 A) for Europe
CAB-PWR-C15-GBR-A=	Power cord (C15, 2.5 m, 10 A) for United Kingdom
CAB-PWR-C15-IND-A=	Power cord (C15, 2.5 m, 10 A) for India
CAB-PWR-C15-ISR-A=	Power cord (C15, 2.5 m, 10 A) for Israel
CAB-PWR-C15-ITA-A=	Power cord (C15, 2.5 m, 10 A) for Italy
CAB-PWR-C15-JPN-A=	Power cord (C15, 2.5 m, 10 A) for Japan
CAB-PWR-C15-KOR-A=	Power cord (C15, 2.5 m, 10 A) for South Korea
CAB-PWR-C15-TWN-A=	Power cord (C15, 2.5 m, 10 A) for Taiwan
CAB-PWR-C15-USA-A=	Power cord (C15, 2.5 m, 10 A) for United States of America
CAB-PWR-C15-ZAF-A=	Power cord (C15, 2.5 m, 10 A) for South Africa

Spare part replacement

The following documents are useful when replacing parts.

<https://www.cisco.com/go/panorama-installation>

- Cisco Webex Room Panorama Spare Parts Replacement Guide
- Cisco Webex Room Panorama Wiring Diagram
- Cisco Webex Room Panorama Installation Guide

Cisco contacts

On our web site you will find an overview of the worldwide Cisco contacts.

Go to: <https://www.cisco.com/go/offices>

Corporate Headquarters
Cisco Systems, Inc.
170 West Tasman Dr.
San Jose, CA 95134 USA

Intellectual property rights

THE SPECIFICATIONS AND INFORMATION REGARDING THE PRODUCTS IN THIS MANUAL ARE SUBJECT TO CHANGE WITHOUT NOTICE. ALL STATEMENTS, INFORMATION, AND RECOMMENDATIONS IN THIS MANUAL ARE BELIEVED TO BE ACCURATE BUT ARE PRESENTED WITHOUT WARRANTY OF ANY KIND, EXPRESS OR IMPLIED. USERS MUST TAKE FULL RESPONSIBILITY FOR THEIR APPLICATION OF ANY PRODUCTS.

THE SOFTWARE LICENSE AND LIMITED WARRANTY FOR THE ACCOMPANYING PRODUCT ARE SET FORTH IN THE INFORMATION PACKET THAT SHIPPED WITH THE PRODUCT AND ARE INCORPORATED HEREIN BY THIS REFERENCE. IF YOU ARE UNABLE TO LOCATE THE SOFTWARE LICENSE OR LIMITED WARRANTY, CONTACT YOUR CISCO REPRESENTATIVE FOR A COPY.

The Cisco implementation of TCP header compression is an adaptation of a program developed by the University of California, Berkeley (UCB) as part of UCB's public domain version of the UNIX operating system. All rights reserved. Copyright © 1981, Regents of the University of California.

NOTWITHSTANDING ANY OTHER WARRANTY HEREIN, ALL DOCUMENT FILES AND SOFTWARE OF THESE SUPPLIERS ARE PROVIDED "AS IS" WITH ALL FAULTS. CISCO AND THE ABOVE-NAMED SUPPLIERS DISCLAIM ALL WARRANTIES, EXPRESSED OR IMPLIED, INCLUDING, WITHOUT LIMITATION, THOSE OF MERCHANTABILITY, FITNESS FOR A PARTICULAR PURPOSE AND NONINFRINGEMENT OR ARISING FROM A COURSE OF DEALING, USAGE, OR TRADE PRACTICE.

IN NO EVENT SHALL CISCO OR ITS SUPPLIERS BE LIABLE FOR ANY INDIRECT, SPECIAL, CONSEQUENTIAL, OR INCIDENTAL DAMAGES, INCLUDING, WITHOUT LIMITATION, LOST PROFITS OR LOSS OR DAMAGE TO DATA ARISING OUT OF THE USE OR INABILITY TO USE THIS MANUAL, EVEN IF CISCO OR ITS SUPPLIERS HAVE BEEN ADVISED OF THE POSSIBILITY OF SUCH DAMAGES.

Any Internet Protocol (IP) addresses and phone numbers used in this document are not intended to be actual addresses and phone numbers. Any examples, command display output, network topology diagrams, and other figures included in the document are shown for illustrative purposes only. Any use of actual IP addresses or phone numbers in illustrative content is unintentional and coincidental.

All printed copies and duplicate soft copies are considered un-Controlled copies and the original on-line version should be referred to for latest version.

Cisco has more than 200 offices worldwide. Addresses, phone numbers, and fax numbers are listed on the Cisco website at www.cisco.com/go/offices.

Cisco and the Cisco logo are trademarks or registered trademarks of Cisco and/or its affiliates in the U.S. and other countries. To view a list of Cisco trademarks, go to this URL: www.cisco.com/go/trademarks. Third-party trademarks mentioned are the property of their respective owners. The use of the word partner does not imply a partnership relationship between Cisco and any other company. (1110R)

Cisco product security overview

This product contains cryptographic features and is subject to United States and local country laws governing import, export, transfer, and use. Delivery of Cisco cryptographic products does not imply third-party authority to import, export, distribute, or use encryption. Importers, exporters, distributors, and users are responsible for compliance with U.S. and local country laws. By using this product you agree to comply with applicable laws and regulations. If you are unable to comply with U.S. and local laws, return this product immediately.

Further information regarding U.S. export regulations may be found at <http://www.bis.doc.gov/policiesandregulations/ear/index.htm>.