

CITY OF HIDDEN HILLS

REGULAR CITY COUNCIL MEETING

City Hall Council Chambers  
6165 Spring Valley Road, Hidden Hills, CA 91302  
Monday, February 22, 2021

5:30 PM

AGENDA

1. **CALL TO ORDER**

Pursuant to Governor Newsom’s Executive Order N-29-20, all members of the Hidden Hills City Council or staff may participate in this meeting via a teleconference. In the interest of maintaining appropriate social distancing and in accordance with Executive Order N-29-20, members of the public may participate in the meeting electronically as indicated further below. The City Council Chambers will not be open to the public. If you are an individual with a disability and need a reasonable modification or accommodation pursuant to the Americans with Disabilities Act (“ADA”) please contact Deana Graybill at 818-888-9281 or [staff@hiddenhillscity.org](mailto:staff@hiddenhillscity.org).

Virtual Meeting Via ZOOM Platform: <https://zoom.us/j/97291087518>

To Join by Phone: 669.900.6833 or 408.638.0968 and Enter Meeting Access ID: 972 9108 7518

PLEASE NOTE THAT THE CITY COUNCIL MAY ACT ON ANY ITEM LISTED ON THE AGENDA

2. **ROLL CALL**

Council:

Mayor Stuart E Siegel  
Mayor Pro Tem Laura McCorkindale  
Council Member Steve Freedland  
Council Member Larry G. Weber  
Council Member Eniko Gold

Staff:

City Manager Kerry Kallman  
City Attorney Roxanne Diaz  
City Engineer Dirk Lovett  
City Clerk Deana Graybill  
Accounting Specialist Theresa Folk

3. **APPROVAL OF AGENDA**

4. **ANNOUNCEMENTS**

5. **AUDIENCE**

Members of the audience are invited to address the Council at this time on items that are not otherwise on the agenda.

Per California Government Code Section 54954.2, the City Council is prohibited from discussing or taking immediate action on any item not on the agenda unless it can be demonstrated that the item is of an emergency nature, or the need to take action arose subsequent to the posting of the agenda.

**Public Participation:**

Remote public participation is allowed in the following ways:

Public comment will be accepted by email to [staff@hiddenhillscity.org](mailto:staff@hiddenhillscity.org) prior to and during the meeting, prior to the close of public comment on an item, and read into the record during public comment. Alternatively, members of the public may join the meeting via the Zoom platform and the Mayor will call on you for public comment. **To ask a question or comment during a meeting, click on the icon labeled "Participants" at the bottom center of your PC or Mac screen. At the bottom of the window on the right side of the screen, click the button labeled "Raise Hand." Your digital hand is now raised. To "Raise Hand" on an audio only call, press\*6 to unmute and \*9 to "Raise Hand".**

6. **CITY COUNCIL COMMENTS**

7. **STAFF COMMENTS**

8. **MONTHLY DEPARTMENTAL REPORTS**

- 8.A Los Angeles County Fire Department Report– January  
*Assistant Fire Chief Drew Smith and Community Services Liaison Megan Currier*  
[8A - 2-22-21.pdf](#)
- 8.B Los Angeles County Sheriff's Department Report – January  
*Lieutenant Joe Fender and Deputy Rick Baldi*  
[8B - 2-22-21.pdf](#)
- 8.C City Engineer Report  
[8C - 2-21-22.pdf](#)

9. **PRESENTATIONS**

- 9.A Resolute Company – Update on Legislative Actions  
*David Quintana, JD*

10. **CONSENT CALENDAR**

- 10.A City Council Minutes – January 14, 2021 (Special)  
[10A - 2-22-21.pdf](#)
- 10.B City Council Minutes – February 8, 2021 (Special)  
[10B - 2-22-21.pdf](#)
- 10.C City Council Minutes – February 8, 2021  
[10C - 2-22-21.pdf](#)
- 10.D Demand List  
[10D - 2-22-21.pdf](#)

- 10.E Disbursement List – January  
[10E - 2-22-21.pdf](#)
- 10.F Financial/Treasurer’s Report – January  
[10F - 2-22-21.pdf](#)
- 10.G Investment Report – January  
[10G - 2-22-21.pdf](#)
- 10.H October 5, 2020 Calabasas Library Commission Meeting – Report  
[10H - 2-22-21.pdf](#)

**11. OLD BUSINESS**

- 11.A Review and Discussion of City Council Goal to Consider Providing Health Benefits to City Council Members  
[11 - 2-22-21.pdf](#)

**12. NEW BUSINESS**

- 12.A Consideration of Letter of Opposition to Senate Bill 9 (Housing Development: Approvals)  
[12A - 2-22-21.pdf](#)
- 12.B Report from 2/16//21 Hidden Hills Community Association Board of Directors Meeting  
[12B - 2-22-21.pdf](#)
- 12.C Report from 2/16/21 Las Virgenes Malibu Council of Governments Meeting  
[12C - 2-22-21.pdf](#)
- 12.D Review of Fiscal Year 2020/21 Mid-Year Budget Report  
[12D - 2-22-21.pdf](#)

**13. CLOSED SESSION**

CONFERENCE WITH LEGAL COUNSEL:

Anticipated Litigation, Significant Exposure to Litigation Pursuant to Government Code Section 54956.9(d)(2): Number of Potential Cases: 1

**14. ADJOURNMENT**

Materials related to an item on this agenda submitted to the Council after distribution of the agenda packet are available for public inspection in the City Clerk's office at City Hall, 6165 Spring Valley Road, Hidden Hills, CA 91302 during normal business hours.

Pursuant to the Americans with Disabilities Act, any qualified individuals with a disability who plan to attend or otherwise participate in the City Council meeting and who may require accommodations or auxiliary aids should contact the City Clerk at 818/888-9281 at least 48 hours before the meeting.

This agenda was posted on February 19, 2021.

---

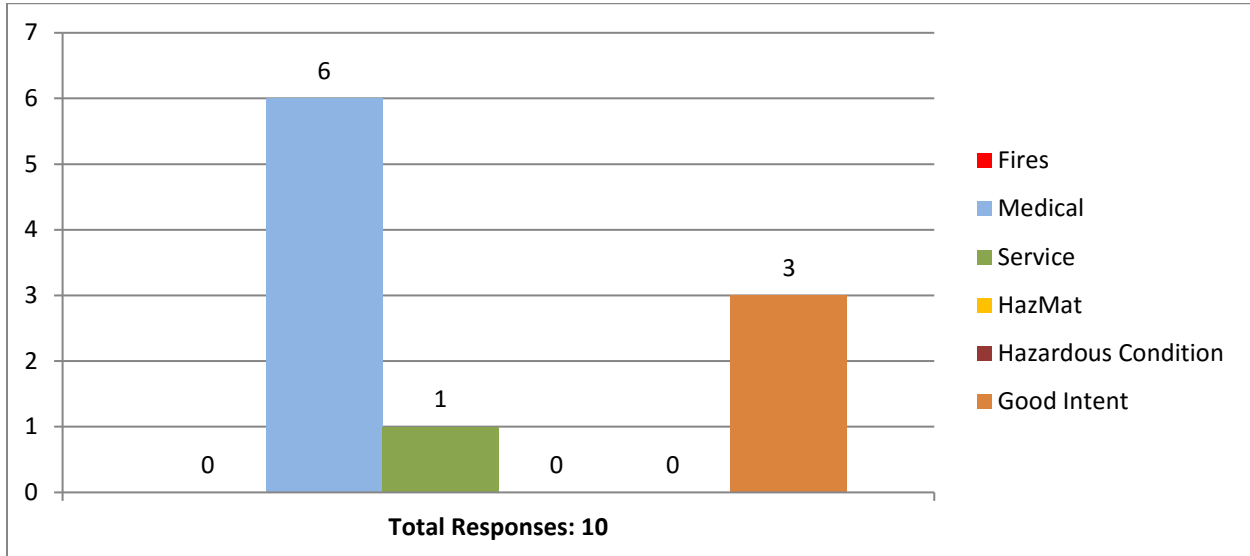
Deana L. Graybill, CMC, City Clerk



# ACTIVITY REPORT

CITY/COMMUNITY: HIDDEN HILLS

PERIOD COVERED: January 2021



**NOTEWORTHY INCIDENTS:**

DATE	TYPE	ADDRESS	NOTES	LOSS
			<b>TOTAL:</b>	<b>Property: \$0.00 Contents: \$0.00</b>

**ANNOUNCEMENTS/ITEMS OF INTEREST:**

- 1 Snake Removal call in January.



# OFFICE OF THE SHERIFF

COUNTY OF LOS ANGELES

HALL OF JUSTICE

ALEX VILLANUEVA, SHERIFF  
818) 878-1808



February 10, 2021

Kerry Kallman, City Manager  
City of Hidden Hills  
6165 Spring Valley Road  
Hidden Hills, CA 91302

Dear Mr. Kallman:

Listed below are the year-to-date crime statistic comparisons for the City of Hidden Hills for the month of January 2021.

## I. CRIME STATISTICS

CRIME	CURRENT MTH	YTD 2021	YTD 2020	CHANGE
Homicide	0	0	0	0
Rape	0	0	0	0
<b>Robbery</b>				
Armed	0	0	0	0
Strong-Arm	0	0	0	0
Assault	1	1	0	1
<b>Burglary</b>				
Residential	0	0	1	-1
Business	0	0	0	0
Garage/Out-Building	0	0	0	0
Vehicle (locked)	0	0	0	0
<b>Theft</b>				
Grand (\$950 +)	0	0	1	-1
Petty	0	0	0	0
Vehicle (unlocked)	0	0	0	0
Grand Theft Vehicle	0	0	0	0
Arson	0	0	0	0
Domestic Violence Felony	0	0	0	0
<b>Total Part I Crimes</b>	<b>1</b>	<b>1</b>	<b>2</b>	<b>-1</b>
<b>Percent Change</b>				<b>-50.0%</b>
Domestic Violence Misdemeanor	0	0	0	0
Trespassing Calls for Service	3	3	4	-1

211 WEST TEMPLE STREET, LOS ANGELES, CALIFORNIA 90012

*A Tradition of Service*  
— Since 1850 —

II. NOTEWORTHY INCIDENTS

A resident of Santa Maria was arrested for assault with a deadly weapon in the 5800 block of Round Meadow Road. The victim, a security guard at the location, saw the suspect via surveillance video walking by the front gate and attempting to gain access into the location. The victim recognized the suspect from prior incidents. The victim went outside to confront and detain the suspect before the suspect could jump over the front gate as the suspect had done in the past. When confronted by the victim, the suspect swung a large glass bottle and struck the victim in the back of the head. The suspect was also charged with stalking and trespassing. (21-00425)

A Stafford, Virginia, resident was arrested for trespassing in the 24500 block of John Colter Road. The suspect had attempted to make entry into Hidden Hills but was denied entry by the security guard due to not being a resident and was advised not to return. The suspect left and attempted to make entry via the Round Meadow Road entry point. (21-00407)

III. TRAFFIC

See attached.

IV. ALARM INCIDENTS

<u>Date</u>	<u>Time</u>	<u>Location</u>	<u>Alarm</u>
-------------	-------------	-----------------	--------------


**V. ARREST STATISTICS**

The numbers of arrests listed below are the most current available.

	YEAR TO DATE 2021		CURRENT MONTH JANUARY	
	ADULT	JUVENILE	ADULT	JUVENILE
Criminal Homicide	0	0	0	0
Forcible Rape	0	0	0	0
Robbery	0	0	0	0
Aggravated Assault	1	0	1	0
Burglary	0	0	0	0
Larceny Theft	0	0	0	0
Grand Theft Auto	0	0	0	0
Arson	0	0	0	0
Forgery	0	0	0	0
Fraud and NSF checks	0	0	0	0
Sex Offenses, Felonies	0	0	0	0
Sex Offenses, Misdemeanors	0	0	0	0
Non-Aggravated Assaults	0	0	0	0
Weapon Laws	0	0	0	0
Offenses Against Family	0	0	0	0
Narcotics	0	0	0	0
Liquor Laws	0	0	0	0
Drunk/Alcohol/Drugs	0	0	0	0
Disorderly Conduct	0	0	0	0
Vagrancy	0	0	0	0
Gambling	0	0	0	0
Drunk Driving Vehicle/Boat	0	0	0	0
Vehicle/Boating Laws	0	0	0	0
Vandalism	0	0	0	0
Warrants	0	0	0	0
Receiving Stolen Property	0	0	0	0
Federal Offenses W/O Money	0	0	0	0
Federal Offenses With Money	0	0	0	0
Felonies, Miscellaneous	0	0	0	0
Misdemeanors, Miscellaneous	1	0	1	0
<b>ARREST TOTALS</b>	<b>2</b>	<b>0</b>	<b>2</b>	<b>0</b>

Sincerely,

ALEX VILLANUEVA, SHERIFF



Salvador Becerra, Captain  
Malibu/Lost Hills Station





<b>COLLEISION SUMMARY*</b>	<b>This Month</b>	<b>Month Year Prior</b>	<b>Total YTD</b>	<b>Total Prior YTD</b>	<b>Change +/-</b>
<b>Total Collisions - Excluding Private Property</b>	0	0	0	0	0
Fatal Collisions	0	0	0	0	0
Injury Collisions	0	0	0	0	0
Property Collisions	0	0	0	0	0
Private Property Collisions	0	0	0	0	0
DUI Collisions with Injuries	0	0	0	0	0
DUI Collisions with Property Damage	0	0	0	0	0
<b>Total Pedestrian Collisions</b>	0	0	0	0	0
Pedestrians Killed	0	0	0	0	0
Pedestrians Injured	0	0	0	0	0
<b>Total Hit &amp; Run Collisions</b>	0	0	0	0	0
Hit & Run Fatalities	0	0	0	0	0
Hit & Run Injuries	0	0	0	0	0
Hit & Run Property Only	0	0	0	0	0
<b>CITATION SUMMARY*</b>	<b>This Month</b>	<b>Month Year Prior</b>	<b>Total YTD</b>	<b>Total Prior YTD</b>	<b>Change +/-</b>
<b>Traffic Total</b>	34	29	34	29	+5
Hazardous Violations	19	16	19	16	+3
Non-Hazardous Violations	4	5	4	5	-1
Parking Violations	11	8	11	8	+3
DUI Arrests	0	0	0	0	0

\*Collision Summary and Citation Summary does not reflect all collisions and citations which were not entered into the database.

**L.A. County Sheriff's Department  
Lost Hills & Malibu Station  
Monthly Traffic Safety Management Report**

*City of HIDDEN HILLS*

*Date Range Reported: 1/1/2021 to 1/31/2021*

**Total No. of Collisions: 0 Injury: 0 Non-Injury: 0 Fatal: 0 Private Property: 0**

**Total No. of Citations: 23 Hazardous Cites: 19 Non-Hazardous Cites: 4**

**Collisions by Reporting Districts**

<u>Reporting District</u>	<u>No.</u>	<u>Location</u>

***Collision Occurred Most Frequently On:***

<u>Street Name</u>	<u>Number of Collisions</u>

***Primary Collision Factors:***

<u>Violations</u>	<u>Description</u>	<u>Number of Collisions</u>

***Violations Most Frequently Cited:***

<u>Violations</u>	<u>Description</u>	<u>Number of Citations</u>
22450(a)	Failure To Stop For Posted Stop Sign	9
4000(a)(1)	Vehicle Registration Required	5
22349(a)	Speeding, Excess Of 65 Mph	3
26708(a)(		3
22349(b)	Exceeding 55 Mph Speed Limit	2
38300	Off-Highway Vehicle, Disobey Signs	2
16028(a)	Proof Of Financial Liability-Traffic Accident	1
21650	Failure To Drive On Right Half Of Roadway	1
22350	Unsafe Speed	1
23123.5(a)	Texting While Driving	1

---

***Collisions Involving Pedestrians: 0***

**Most Frequent Violations**

---

***Collisions Involving Bicyclists: 0***

**Most Frequent Violations**

---

**L.A. County Sheriff's Department  
Lost Hills & Malibu Station**

---

**Monthly Traffic Collision Report**

*2/11/2021 City of HIDDEN HILLS*

*Date Range Reported: 1/1/2021 to 1/31/2021*

---

**Collisions**

Total Non-Injury Collisions	0
Total Injury and Fatal Collisions	0
Total Collisions (Injury + Non-Injury)	0

**DUI Collisions**

Number of DUI Collisions with Fatalities	0
Number of DUI Collisions with Injuries	0
Number of DUI Collisions Involving Property Damage	0
Total Number of DUI Collision Deaths	0
Total Number of DUI Collision injuries	0
Total Number of DUI Collisions	0
Total Actual Number of DUI Arrests	0

**Non-DUI Collisions**

Number of Non-DUI Collisions with Fatalities	0
Number of Non-DUI Collisions with Injuries	0
Number of Non-DUI Collisions Involving Property Damage	0
Total Number of Non-DUI Collision Deaths	0
Total Number of Non-DUI Collision injuries	0

**Vehicle/Pedestrian Collisions**

Number of Vehicle/Pedestrian Collisions with Fatalities	0
Number of Vehicle/Pedestrian Collisions with Injuries	0
Total Number of Pedestrian Fatalities	0
Total Number of Pedestrian Injuries	0

**Vehicle/Bicycle Collisions**

Number of Vehicle/Bicycle Collisions with Fatalities	0
Number of Vehicle/Bicycle Collisions with Injuries	0
Total Number of Vehicle/Bicycle Collision Fatalities	0
Total Number of Vehicle/Bicycle Collision Injuries	0

---

**Hit & Run Collisions**

Total Number of Hit & Run Fatalities	0
Total Number of Hit & Run Injuries	0
Total Number of PDO Hit & Run Collisions	0

**Traffic Citations**

Total Number of Radar Citations Issued	1
Total Number of Bicycle Citations Issued	0
Total Number of Pedestrian Citations Issued	0
Total Number of Safety Belt Citations Issued	0
Total Number of Child Restraint Citations Issued	0
Total Number of Financial Responsibility Citations Issued	1
Total Number of Hazardous Citations Issued	19
Total Number of Non-Hazardous Citations Issued	4
Total Number of Citations Issued	23

**Parking Citations**

Total Number of Parking Citations Issued	0
--	---

**Miscellaneous**

Child in Passenger Seat or Belts, Number of Fatalities	
Child in Passenger Seat or Belts, Number of Injuries	
Child Not in Passenger Seat or Belts, Number of Fatalities	
Child Not in Passenger Seat or Belts, Number of Injuries	
Number of Code 3 or Pursuit Collision Fatalities	
Number of Code 3 or Pursuit Collision Injuries	
Number of Patrol Vehicle Rear-End Collisions with Amber On	

**Enforcement Index**

Enforcement Index	0
-------------------	---

**UNINCORPORATED AREA  
JANUARY 2021 CRIME STATISTICS  
EXCLUDING TOPANGA**

<b>CRIME</b>	<b>CURRENT MONTH</b>	<b>YTD 2021</b>	<b>YTD 2020</b>	<b>CHANGE</b>
Homicide	0	0	0	0
Rape	0	0	0	0
<b>Robbery</b>				
Armed	0	0	1	-1
Strong-Arm	0	0	0	0
Assault	6	6	0	6
<b>Burglary</b>				
Residential	1	1	3	-2
Business	0	0	1	-1
Garage/Out-Building	2	2	2	0
Vehicle (locked)	7	7	4	3
<b>Theft</b>				
Grand (\$950 +)	0	0	3	-3
Petty	5	5	2	3
Vehicle (unlocked)	1	1	2	-1
Grand Theft Vehicle	3	3	0	3
Arson	1	1	0	1
Domestic Violence Felony	0	0	1	-1
<b>Total Part I Crimes</b>	<b>26</b>	<b>26</b>	<b>19</b>	<b>+7</b>
<b>Percent Change</b>				<b>+36.8%</b>
Domestic Violence Misdemeanor	1	1	0	1

**CHATSWORTH  
JANUARY 2021 CRIME STATISTICS**

<b>CRIME</b>	<b>CURRENT MONTH</b>	<b>YTD 2021</b>	<b>YTD 2020</b>	<b>CHANGE</b>
Homicide	0	0	0	0
Rape	0	0	0	0
<b>Robbery</b>				
Armed	0	0	1	-1
Strong-Arm	0	0	0	0
Assault	0	0	0	0
<b>Burglary</b>				
Residential	1	1	1	0
Business	0	0	0	0
Garage/Out-Building	1	1	0	1
Vehicle (locked)	0	0	1	-1
<b>Theft</b>				
Grand (\$950 +)	0	0	0	0
Petty	1	1	0	1
Vehicle (unlocked)	0	0	2	-2
Grand Theft Vehicle	1	1	0	1
Arson	0	0	0	0
Domestic Violence Felony	0	0	0	0
<b>Total Part I Crimes</b>	<b>4</b>	<b>4</b>	<b>5</b>	<b>-1</b>
<b>Percent Change</b>				<b>-20.0%</b>
Domestic Violence Misdemeanor	1	1	0	1
Vandalism	0	0	0	0

**City Engineering  
Monthly Report  
January 2021**

Project/Program	Current Status
<p><b>1.</b> Long Valley Entrance Improvement Project – Measure R</p>	<p>Civil and landscape design is 95% complete. Preliminary concepts have been reviewed and approved by the City Council and representatives of the Hidden Hills Community Association (HHCA). The entry design is being revised to omit the gate house relocation and all work on the Meyerstein property. It is anticipated that Phase 1 (parking lot and landscaping improvements inside the Hidden Hills City Limits) will go out to bid this Spring, following the redesign mentioned above and environmental clearance. Phase 2 (sidewalk and street work in the City of Los Angeles and Caltrans) is currently being reviewed by the City of LA and Caltrans and will go out to bid after approval from both agencies, perhaps fall of 2021. The final plans for both phases will be resubmitted to the City Council for its approval prior to bidding.</p>
<p><b>2.</b> Overhead Power lines Undergrounding</p>	<p>The City of Hidden Hills is considering the undergrounding of 6 areas in the City. SCE has entered into agreements with the City to begin the design on 4 of these areas. SCE, ATT, and Spectrum Charter prepared plans to underground the first of these areas, Long Valley between the HHCA office and Hilltop Road (Area 1). City construction began the week of October 5. Unmarked and unclaimed utility lines were encountered that were in conflict with the proposed undergrounding, causing delays. With the exception of a special curb to be installed on Hilltop Road, parkway clean-up, and fence and traffic striping repair, all City work has been completed. It is anticipated that SCE will remove the poles in April/May. SCE is continuing with design work on two other areas at this time: Jed Smith between Jacob Hamblin and Robert Guy Road; and the intersection of Long Valley Road, Paradise Valley, and Old Farm Road. Some issues have been encountered with the Jed Smith area as one resident, currently served overhead, refuses to undergrounding their private services. As such SCE will need to redesign these plans, or other areas should be considered in lieu of this area.</p>
<p><b>3.</b> 24314 Long Valley Road</p>	<p><b>No Change</b> - A demolition permit for the old single-family</p>



	<p>residential buildings was issued on 11/21/18. A grading permit was issued and grading commenced on 4/8/19. Piles have been installed and grading is ongoing. A surplus of soil has accumulated on the lower pad near Long Valley Road during grading, pile work, and geotechnical remediation. As the Hidden Hills Community Association does not permit exporting of soil, it is to be relocated on site. The developer has stated this surplus will be moved to the upper pad during basement construction. No plans have been submitted to staff at this time.</p>
<p><b>4.</b> Las Virgenes Municipal Water District Pump Station Generator</p>	<p><b>No Change</b> - LVMWD is proposing to install a generator for the water pump station located next to the Little Bus Stop at the Round Meadow Road/Jed Smith Road Intersection. This generator is to ensure that power is maintained to the pump station currently providing water to City residents and fire hydrants, in case of power outages. LVMWD and City staff held a zoom meeting to introduce and explain the project to adjacent residents on September 15. Only one neighbor attended and was very supportive. As part of this project, LVMWD will be requesting a portion of the City’s property just north of the pump station (currently zoned for community use) to place this generator. This project will be submitted to the City Council for its consideration, along with a lot line adjustment application, at a future meeting after the LVMWD can prepare a complete application. This project also requires the approval of the Hidden Hills Community Association as the property being requested is currently being leased to them from the City.</p>
<p><b>5.</b> Mureau Road Landscaping</p>	<p>At its meeting of November 9, 2020, the City Council selected L. Newman Design Group to design landscaping improvements at the northeast and northwest corners of the Round Meadow Road/Mureau Road intersection. Survey and design work has commenced. As portions of this landscaping are not on City property, staff will also be working with the School District and the County of Los Angeles to obtain permits and easements.</p>
<p><b>6.</b> High Pressure Gas line at 5949 and 6006 and Spring Valley Road</p>	<p><b>No Change</b> - The Gas company has been working with staff and the developers of the subject lots regarding construction in the vicinity of their high-pressure gas lines. Construction is ongoing at 6006 Spring Valley Road and the Gas Company has been onsite multiple times to survey and</p>

	<p>mark their lines, approve the building footing locations, and to observe construction. City staff attended a meeting at the construction site with the builder, the Gas Company and PUC on 11/12/20. The Gas Company approved all equipment and construction at the site to date. The PUC representative indicated that he saw no violations but wanted to further review the property survey to verify that the structure was not built within the gas line easement. No plans have been submitted to the City for 5949 Spring Valley Road. Geotechnical engineers were on site in March 2020 to take soil tests. The gas lines had been marked by Dig Alert and all tests pits were kept a minimum of 20' away from the lines.</p>
--	---

**Note: Any changes to projects that were listed in last month's report are highlighted.**

CITY OF HIDDEN HILLS  
SPECIAL CITY COUNCIL MEETING  
VIA TELECONFERENCE

Thursday, January 14, 2021 at 4:00 p.m.

*Pursuant to Governor Newsom's Executive Order N-29-20, all members of the Hidden Hills City Council or staff may participate in this meeting via a teleconference. In the interest of maintaining appropriate social distancing and in accordance with Executive Order N-29-20, members of the public may participate in the meeting electronically as indicated further below. If you are an individual with a disability and need a reasonable modification or accommodation pursuant to the Americans with Disabilities Act ("ADA") please contact Deana Graybill at 818-888-9281 or staff@hiddenhillscity.org.*

**MINUTES**

**CALL TO ORDER**

A special meeting of the City Council of the City of Hidden Hills was duly held via teleconference on Thursday, January 14, 2021 at the hour of 4:00 p.m. Mayor Stuart E. Siegel called the meeting to order and presided thereover.

**ROLL CALL**

Council:

Mayor Stuart E. Siegel  
Mayor Pro Tem Laura McCorkindale  
Council Member Steve Freedland  
Council Member Eniko Gold  
Council Member Larry G. Weber

Staff:

City Manager Kerry Kallman  
City Attorney Roxanne Diaz  
City Engineer Dirk Lovett  
City Clerk Deana L. Graybill  
Administrative Analyst Chantelle Limon

**APPROVAL OF AGENDA**

Upon MOTION of Council Member Freedland, seconded by Council Member Weber and unanimously carried on a roll call vote, it was resolved that the agenda for the January 14, 2021 special meeting be approved as submitted.

### **ANNOUNCEMENTS**

City Manager Kallman announced that he has been working with the other City Managers of the area cities regarding the possibility of getting an MPOD vaccine clinic in our area. The Agoura/Calabasas Community Center is preapproved as an MPOD. Staff will keep the Council updated.

### **AUDIENCE**

There were no comments at this time.

### **CITY COUNCIL COMMENTS**

A question came up about City Council Goal Session meetings and whether or not they are televised and kept in the video archive, due to the tenor of a goal workshop being a visioning brainstorming discussion between Council Members about what they might want to do in the upcoming year and that no final decisions are made. Area cities surveyed responded that they did televise and record the meeting, but that they don't usually archive them.

The Council ultimately agreed that the Goal Session meetings are open, public noticed meetings and these meetings would be archived on the website.

### **STAFF COMMENTS**

There were no comments.

### **NEW BUSINESS**

**2021-2022 City Council Goals Session for Discussion and Direction to City Staff and Review of the Status Report and Direction, if any, on the City Council's Current Goals**

City Manager Kallman updated the City Council on the following goals:

a proposed goal to clean up the way status of goals is communicated will be later on the agenda; the City should be receiving a proposal from Magellan regarding cell phones; the status of the wood shake goal is down from 15 to 14; a detailed report will be presented to the City Council regarding opportunities and prior prioritization of projects at City Hall; Magellan will be here on Monday to give an update on the Fiber to the Home Project, including the draft survey and some marketing materials for the Council as a whole to look at; and finally relating to a goal that will be discussed tonight, three new grant related items including: a \$65,000 grant called local early action planning and it can be used to offset costs associated with the City's housing element and general plan, \$40,000 grant for local roadway safety plan, and another grant opportunity to be used to clean a drainage ditch at the end of Paradise Valley that has been a constant problem, on the border of the City of Los Angeles and the City of Hidden Hills.

Council Member Gold had a comment about a 2018 goal and remodeling or rebuilding City Hall and she inquired about the Library funds that is given to the City of Calabasas every year and if there would be a possibility of opening a library here in the City of Hidden Hills and have those funds come back to us. The library building would also host City Hall, like a multiuse building and the City could use that yearly tax revenue, that is actually increasing every year, and maybe the City could get a bond and finance construction from that and have our own library and City Hall.

At this point, Mayor Siegel, Council Member Freedland and City Attorney Diaz gave a brief history of the City of Hidden Hills becoming part of the City of Calabasas Library, and the extensive and difficult process it was to come to an agreement for the use of the Library funds, which would provide new books, digital materials, staffing, and many more uses.

Mayor Pro Tem McCorkindale recognized it was a creative idea and that asked that staff investigate the feasibility with the Los Angeles County Public Library. Mayor Siegel and Council Member Freedland suggested that Council Member Gold speak with the City's Library Commission Liaison, resident Britt Aaronson, as she used to be on the Calabasas Library Commission when she lived in Calabasas and now represents Hidden Hills on the Commission, before staff contacts the Los Angeles County Public Library.

City Manager Kallman suggested guidance or removal of three goals from before:

- 1. Undertake a Comprehensive Review and Make Recommendations of Potential Responses or Actions Related to Abandoned or Long Delayed Construction Projects** – Mr. Kallman explained that the City Council and staff has had many discussions on this goal, and staff doesn't believe the law is on the City's side. He further explained the process of expiring building permits after six months of no construction or work at all on a property, and then it doesn't guarantee that the house will just sit there in dilapidated shape. Staff does not feel there will be any more progress on this goal.

**The Council agreed to remove this goal.**

- 2) Explore ways to coordinate issuance of final building permit with Association to ensure compliance of all architectural standards** – Staff has determined the best way to handle this goal is to have the Building Inspector contact the HHCA Architectural Consultant to inform them of a building that is to be finalized and that they should confirm that all architectural standards have been met.

**The Council agreed to remove this goal.**

- 3) Creation of an Ad-hoc Burglary Task force made up of two Council Members** – staff is not asking for removal of this goal, but direction from Council. The Ad-hoc Committee is Mayor Siegel and Mayor Pro Tem McCorkindale. Unfortunately, due to circumstances, including the pandemic, there has been no action taken so there is nothing to report.

Mayor Pro Tem McCorkindale stated that she thinks the Ad-hoc Committee should remain.

City Manager Kallman suggested that in the next couple of weeks, the Ad-hoc Committee and himself have a meeting to discuss this further and what the parameters should be.

**The Council agreed to the Ad-hoc Committee and staff meeting to define the parameters of this goal.**

- 4) Consider the establishment of a non-profit City/Community foundation** – Mr. Kallman asked Ms. Diaz for an update of this previous goal. Ms. Diaz responded that due to COVID-19, the state has been slow with processing such documents. The Articles of Incorporation were approved, so the Foundation is incorporated. They are still waiting for the Secretary of State Seal that is needed to get an official copy and then the bylaws will be adopted. Once done, the first board meeting can be scheduled. Once she receives the official stamped copies, she then files for our tax-exempt status with the federal government, which could be six to nine months.

Council Member Freedland asked City Attorney Diaz and City Manager Kallman the status of the City's dispute with the City of Los Angeles regarding money potentially owed to the City.

Ms. Diaz responded that they have had two meetings with the City of Los Angeles. The lead attorney for the City of Los Angeles has agreed that the contract is clear and another meeting needs to be had to continue the discussion.

**The 2021-2022 goals for review include the following:**

- 1. Continue to Prioritize Staff Time to Protect Hidden Hills Single Family Zoning and Local Control, Including but Not Limited to: Education, Strategic Legislative Opposition and Support, Exploration of Converting Hidden Hills to a Charter City and/or Putting Forth a Local Initiative to Protect Zoning, and/or Other Legal Protections, Coalitions, Resolutions, Etc.**

The City Council agreed that this is of the highest priority and should remain the number one goal.

**Goal was adopted.**

- 2. Move City Council Meetings to 5:30 p.m.**

After some discussion, the City Council seemed concerned about a 5:30 p.m. meeting start time might discourage constituents from participating as they may not be able to get out of work on time, etc. The City Council agreed to change the meetings to 5:30 p.m. for now by resolution, and then reevaluate it again when in-person meetings resume. Another resolution would need to be approved to change the meeting times back to 6:30 p.m.

**Goal was adopted.**

- 3. Consider Providing Health Benefits to Members of the City Council**

Mayor Pro Tem McCorkindale likes this goal. Council Member Gold recommended this as a goal as she feels that it is important to provide benefits. Council Member Weber stated that this was an original goal of his and is in favor of this goal. Mr. Kallman stated that there will be a lot of research into this goal as there are many questions to answer and asked Mayor Siegel for direction for staff at this time. Mayor Siegel asked that staff begin the research with what other area

cities are offering, and then the Council can decide whether or not it is a lifetime benefit and the financial calculations for the City. The City Council decided to bring this back to a future Council meeting.

**Goal was adopted.**

**4. Consider the Creation of a Dog Park in Hidden Hills**

Council Member Freedland added this as a goal, to be a placeholder at this time, in case an opportunity presents itself for the City to acquire a piece of land for a dog park.

**Goal was adopted.**

**5. Undertake Various Efforts and Initiatives to Foster Safer Driving in Hidden Hills**

Council Member Gold stated that this was her goal. She understands that this is an ongoing issue, but believes that technology has improved since the City purchased the V-Calm traffic signs. She would like the City to look at purchasing two new portable, preferably solar powered, and if possible, cloud enabled speed radar cameras. The technology feeds into the cloud, a report is created and a picture is provided, and this could be effective for tracking trends. City Manager Kallman stated staff can check to see if there is any value in our stationary camera, and if there is, then the City could buy a trailer which would give the City flexibility. Ms. Gold also stated that her other ideas would include Deputy Baldi visiting the residences of violators and give them a warning, identify areas for deputies to focus on for speeders, and possibly ask the HHCA to change their rules and adopt procedures that would penalize repeat offenders. Mayor Siegel suggested that staff research recent technology and costs and bring it back to a future agenda. City Attorney Diaz also stated that parameters should be in place that include proper signage, right of privacy and other issues. Ms. Gold also suggested a way for residents to be able to report traffic issues to City Hall on the City's website. Mr. Kallman clarified with the Council that they would like staff to work with Council Member Gold to figure out some ideas that would improve what the City has and bring back a full proposal to the City Council. The Council agreed to have this put on a future agenda once staff has the details requested.

**Goal was adopted.**



**6. Amend the City's Municipal Code to Ban All Leaf Blowers, Gas or Electric, on Community Streets, Parkways, and Trails**

Mayor Pro Tem McCorkindale reported that residents have been contacting her expressing their concern about leaf blowers. Ms. McCorkindale researched this goal and found that a lot of cities are banning all leaf blowers during COVID-19, because they are very concerned about the particulates that people are breathing. Hidden Hills is a dirt city with parkways, trails, etc. One of the issues is enforcement and she spoke to Captain Becerra, who said the deputies would enforce the ban if it was for all and not just gas, as it's sometimes difficult to discern the two. Ms. McCorkindale feels while this is a controversial topic, but also feels the health of the Community is more important. The Council did agree that leaf blowers blowing dirt on the parkways and trails does nothing but cause more damage and air quality issues. The Council agreed that the next step would be to reach out to the Community to get their thoughts and/or concerns regarding this ban of leaf blowers on dirt parkways and trails. City Manager Kallman verified with the Council that they would like staff to bring back the report more in concept and bring some concepts of how the ban would look and how the ticketing would work, along with what the fees would be, and also a draft ordinance for discussion. Ms. McCorkindale will forward to staff any research she has done to assist with the research.

**Goal was adopted.**

**7. Move Hidden Hills Towards an Independent and Green Energy Future**

Council Member Gold requested this to be a goal to have the City take initiative and lead by example of how important energy independence is. She feels like blackouts are becoming the norm. Ms. Gold is hoping to educate people and work towards becoming a solar city. Council Member Weber stated that his would be a good opportunity to educate residents with newsletter articles, website blurbs and other notifications. He also added that it would be a good idea to have a representative from Southern California Edison and other utility companies to attend a City Council meeting to talk about programs that would help residents become energy independent. The City Council agreed and decided to not make this a goal but to start and continue promotion of this item. Staff asked that if Council Members, staff or even residents have any content for the newsletter regarding incentives, discounts and other money saving opportunities, to please forward to City Hall.

**Goal was not adopted.**

**8. Develop a Community Wildfire Protection Plan**

Council Member Gold introduced this goal as she was inspired after the Woolsey Fire and a lot of residents complained about their insurance and how the rates went up or they were dropped from their policies, even though their houses were not in a fire zone. She feels the City would benefit from having a protection plan which is a framework where we would have all the elements that we already have in place, consolidate them into one plan, and periodically review them and set goals within this framework. Ms. Gold researched such plans and found that they are a common practice in wildfire areas. Council Member Freedland wasn't sure exactly what would be included in the plan and what the purpose would be. He did state that a while back, he had sat down with a couple of the Fire Captains of Los Angeles County to talk about these issues that might be included in the plan. Mr. Freedland added that they toured Hidden Hills, and discussed what are the City's vulnerabilities and what are the most dangerous things they see for our City. Ahmanson Ranch, wood shake roofs, and overhead power lines were the most dangerous things to be concerned with. He thought Council Member Gold's goal was a good one, but that those concerns are already being dealt with. Mr. Freedland suggested that Ms. Gold meet with the Station 68 Fire Captains as the new Council Member and tour the City with them. Maybe they'll have additional vulnerabilities that we are not aware of or something we missed from the first time. City Attorney Diaz also mentioned that when the City redoes the General Plan, one of the elements in the plan is the safety element, that talks about risks in the city, i.e. fire, flood, etc. We can see at that time if the consultant, once on board, they can work what is generally in a wildfire protection plan as part of that safety element plan.

**Goal was not adopted.**

**ADJOURNMENT**

There being no further business to come before the Council, the meeting was adjourned at 6:30 p.m.

---

Stuart E. Siegel, Mayor

ATTEST:

---

Deana L. Graybill, CMC, City Clerk

CITY OF HIDDEN HILLS  
SPECIAL CITY COUNCIL MEETING  
VIA TELECONFERENCE

Monday, February 8, 2021 at 5:00 p.m.

*Pursuant to Governor Newsom's Executive Order N-29-20, all members of the Hidden Hills City Council or staff may participate in this meeting via a teleconference. In the interest of maintaining appropriate social distancing and in accordance with Executive Order N-29-20, members of the public may participate in the meeting electronically as indicated further below. If you are an individual with a disability and need a reasonable modification or accommodation pursuant to the Americans with Disabilities Act ("ADA") please contact Deana Graybill at 818-888-9281 or staff@hiddenhillscity.org.*

**MINUTES**

**CALL TO ORDER**

A special meeting of the City Council of the City of Hidden Hills was duly held via teleconference on Monday, February 8, 2021 at the hour of 5:00 p.m. Mayor Stuart E. Siegel called the meeting to order and presided thereover.

**ROLL CALL**

Council: Mayor Stuart E. Siegel  
Mayor Pro Tem Laura McCorkindale  
Council Member Steve Freedland  
Council Member Eniko Gold  
Council Member Larry G. Weber

Staff: City Manager Kerry Kallman  
City Attorney Roxanne Diaz  
City Engineer Dirk Lovett  
City Clerk Deana L. Graybill  
Administrative Analyst Chantelle Limon

**APPROVAL OF AGENDA**

Upon MOTION of Council Member Freedland, seconded by Mayor Pro Tem McCorkindale and unanimously carried on a roll call vote, it was resolved that the agenda for the February 8, 2021 special meeting be approved as submitted.

### **ANNOUNCEMENTS**

There were no announcements.

### **AUDIENCE**

There were no comments at this time.

### **CITY COUNCIL COMMENTS**

There were no comments.

### **STAFF COMMENTS**

There were no comments.

### **NEW BUSINESS**

#### **2021-2022 City Council Goals Session for Discussion and Direction to City Staff and Review of the Status Report and Direction, if any, on the City Council's Current Goals**

Council Member Gold asked that Goals 9 – 12, which she had originally suggested as City Council goals, be withdrawn. Ms. Gold asked that Goal 13, *Provide Updates on City Council Goals Monthly as Part of a Regular City Council Agenda Item*, be discussed this evening. Ms. Gold stated that it would be helpful to have a monthly status report on the City Council's current goals, and to also have completed and/or removed goals transferred to a different matrix so that it does not cause confusion. Council Member Weber agreed.

Council Member Freedland has no objection but did comment that Goal 13 isn't really appropriate as a goal, but just as a request to staff.

City Attorney Diaz added that in the future, based on the suggestions from the City Council, that Council Members provide staff with suggested goals and staff will bring those proposed goals to the City Council Goals Session meeting for approval to be added to the matrix.

**ADJOURNMENT**

There being no further business to come before the Council, the meeting was adjourned at 5:10 p.m.

---

Stuart E. Siegel, Mayor

ATTEST:

---

Deana L. Graybill, CMC, City Clerk

CITY OF HIDDEN HILLS  
CITY COUNCIL MEETING  
VIA TELECONFERENCE

Monday, February 8, 2021 at 6:30 p.m.

*Pursuant to Governor Newsom’s Executive Order N-29-20, all members of the Hidden Hills City Council or staff may participate in this meeting via a teleconference. In the interest of maintaining appropriate social distancing and in accordance with Executive Order N-29-20, members of the public may participate in the meeting electronically as indicated further below. If you are an individual with a disability and need a reasonable modification or accommodation pursuant to the Americans with Disabilities Act (“ADA”) please contact Deana Graybill at 818-888-9281 or staff@hiddenhillscity.org.*

**MINUTES**

**CALL TO ORDER**

A regular meeting of the City Council of the City of Hidden Hills was duly held via teleconference on Monday, February 8, 2021 at the hour of 6:30 p.m. Mayor Stuart E. Siegel called the meeting to order and presided thereover.

**ROLL CALL**

Council:	Mayor Stuart E. Siegel Mayor Pro Tem Laura McCorkindale Council Member Steve Freedland Council Member Eniko Gold Council Member Larry G. Weber
Staff:	City Manager Kerry Kallman City Attorney Roxanne Diaz City Engineer Dirk Lovett City Clerk Deana L. Graybill Administrative Analyst Chantelle Limon

**APPROVAL OF AGENDA**

Upon MOTION of Council Member Freedland, seconded by Council Member Weber and unanimously carried on a roll call vote, it was resolved that the agenda for the February 8, 2021 regular meeting be approved as submitted.

### **ANNOUNCEMENTS**

Farmer's Market – Tuesday, 2/9 and Tuesday, 2/16 from 2–6pm– Community Center

Food Trucks – 2/11 4-8 pm-Belle Pasta Truck; 2/13 4-8 pm-Pinch of Flavor; 2/15 11am-2pm-Cerda Vega Tacos; 2/18 4-8pm – Pacifico Charbroiled Fish

Happy Birthday to Mayor Siegel's son Ben on Sunday, February 14<sup>th</sup>.

All City offices will be closed on Monday, February 15<sup>th</sup> in honor of Presidents' Day.

Beginning with the City Council Meeting on Monday, February 22, the meeting time will now be at 5:30 p.m. instead of 6:30 p.m. for future teleconference meetings.

### **AUDIENCE**

There were no comments at this time.

### **CITY COUNCIL COMMENTS**

Council Member Weber encouraged residents to support the vendors at the local Hidden Hills farmers market, especially the flower vendor with Valentine's Day coming up.

### **STAFF COMMENTS**

City Manager Kallman reported about an upcoming meeting with himself, the Los Angeles County Fire, Ventura County Fire, and the MRCA. The intent of the meeting was to explore further mitigation, if any, can be done in the Ahmanson Ranch area and along the City's borders. All agreed that 100-200' clearance is good, but that going farther into the ranch would help in terms of creating more of a firebreak and more defensible space. Mr. Kallman will update the Council further when more information is available.

Council Member Gold added that she recently had an orientation with Assistant Chief Smith and he proposed this idea after she asked what else the City could do. She thanked Mr. Kallman for

the progress that has been made and the progress that will continue to be made on this important issue.

**CONSENT CALENDAR**

- A. City Council Minutes – January 25, 2021**
- B. Demand List**

Upon MOTION of Council Member Weber, seconded by Council Member Freedland and unanimously carried on roll call vote, it was resolved to approve items A and B of the consent calendar as submitted.

**NEW BUSINESS**

- A. Consideration of a Proposal from Magellan Advisors to Perform a Cellular Coverage Study and Engage Providers on Behalf of the City**

City Manager Kallman presented the following report:

*in 2017, the City Council adopted a goal to “Address the lack of adequate cell coverage within the City.”; in 2020, the City Council reaffirmed the goal to read “Reinitiate the 2017 Goal to improve cell coverage in the City by actively engaging both cell providers and potential consultants to assist the City.”; at the November 9 City Council meeting, staff was directed to work with Magellan Advisors on a proposal to assist the City in improving cell phone coverage.*

Mr. Kallman then introduced Mr. Jory Wolf from Magellan Advisors, who shared a PowerPoint presentation detailing their proposal:

the scope of work would entail an onsite cellular coverage location survey, which determines areas where cellular reception is problematic, using a third-party software; locations will include areas where inadequate coverage has been reported by residents as well as randomized locations to get true gaps in coverage from major cellular providers; an analysis of the location survey by the team, which will include mapping of the locations to create a visual representation of problematic areas, prioritization of locations due to public safety and quality of life; and cellular provider outreach and engagement, which our team will engage with cellular and wireless internet service providers to discuss solutions for the Community, and report back to City staff for recommendations on how to proceed; the total cost for the cellular survey is anticipated to be a cost of \$14,700.



Council Member Weber asked Mr. Wolf if the study address pre and post fiber, for which he responded that he did not include it, however; a bullet could be added to the survey.

Mayor Pro Tem McCorkindale asked Mr. Wolf if he felt confident that one of the major carriers could actually provide coverage to everybody who needs it. Mr. Wolf explained that he did reach out to Verizon, AT&T, and T-Mobile, only hearing from Verizon at this time. From his experience, it's a 50-50 shot. Mayor Pro Tem McCorkindale suggested to the City Council, that at this time, approve a not-to-exceed amount to engage Mr. Wolf and his company to explore interest from the cellular companies, before spending a substantial amount of money on the survey, for which the Council agreed.

Upon MOTION of Mayor Pro Tem McCorkindale, seconded by Council Member Freedland and unanimously carried on roll call vote, it was resolved to approve a not-to-exceed amount of \$2,100 to Magellan Advisors to outreach to the industry using their industry contacts to explore interest from the carriers and to provide to the City Council the results thereof.

Mr. Wolf also suggested that the City have a representative at those meetings with the cellular and wireless internet providers to show commitment from the City. City Attorney Diaz recommended that the City Council direct City Manager Kallman to represent the City at such meetings. Mr. Wolf will provide an update to the City Council in approximately a month.

**B. Consideration of Approval of Proposed Allowing the City of Hidden Hills to Apply for Local Government Planning Support Grant Funds**

**A RESOLUTION OF THE CITY COUNCIL OF THE CITY OF HIDDEN HILLS  
AUTHORIZING APPLICATION FOR, AND RECEIPT OF, LOCAL  
GOVERNMENT PLANNING SUPPORT GRANT PROGRAM FUNDS**

Administrative Analyst Limon presented the following report:

in the 2019-20 Budget Act, Governor Newsom allocated \$250 million for all regions, cities, and counties to prioritize planning activities that accelerate housing production to meet identified needs of every community; the Department of Housing and Community

Development (HCD) established the Local Early Action Planning Grant program (LEAP), allocating \$119 million to cities and counties, which provides one-time grant funding to update planning documents, such as the City's Housing Element and General Plan, and help local governments prepare for their 6<sup>th</sup> cycle Regional Housing Needs Assessment (RHNA); this grant is for the amount of \$65,000.

Upon MOTION of Mayor Pro Tem McCorkindale, seconded by Council Member Weber and unanimously carried on roll call vote, it was resolved to approve Resolution No. 970 entitled: A RESOLUTION OF THE CITY COUNCIL OF THE CITY OF HIDDEN HILLS AUTHORIZING APPLICATION FOR, AND RECEIPT OF, LOCAL GOVERNMENT PLANNING SUPPORTY GRANT PROGRAM FUNDS.

**ADJOURNMENT**

There being no further business to come before the Council, the meeting was adjourned at 7:32 p.m.

---

Stuart E. Siegel, Mayor

ATTEST:

---

Deana L. Graybill, CMC, City Clerk

100

# CITY OF HIDDEN HILLS

## List of Demands

February 22, 2021

Rqst	Name	Description	Amount	Fund
1	AOP/Harris	office supplies	334.22	
2	ARC	copies	188.07	
3	AT&T - Acct 9062	internet - Feb 2021	53.50	
4	AT&T/ CalNet3	telephone - Jan 2021	606.75	
5	Chase Avenue Production	newsletter - Feb 2021	296.15	
6	City of Calabasas	Library grant - 02/19/21 remittance	19,707.45	
7	Conejo Awards	supplies	68.45	
8	DWP - Burbank	utilities	760.41	
9	Gravenstein Investments LLC	Permit #6729 - grading bond refund	92,000.00	
10	HHCA	Charter Franchise - Q4 2020	1,849.50	
11	KR Nida Corporation	radio chargers	162.15	
12	KR Nida Corporation	Fire equipment - radios	1,175.27	
13	LA County - Dept of Public Works	street signs	287.34	Traffic Safety
14	LA County - Dept of Public Works	street signs	44.53	Traffic Safety
15	LA County - Sheriff's Dept	Police - Jan 2021	39,466.33	
16	LA County - Sheriff's Dept	LET - Jan 2021	716.34	
17	LA County - Sheriff's Dept	motors - Jan 2021	10,143.69	COPS Fund
18	Magellan Advisors, LLC	broadband consulting	1,627.50	
19	MCA Direct	printing	67.67	
20	Michael Lang Design	newsletter - Feb 2021	1,130.00	
21	State Fund	workers comp - 02/01-03/01/21	518.67	
22	Thyssenkrupp	elevator annual maintenance	187.64	
23	Venco	street cleaning	170.10	
24	Xerox	lease/usage - Jan 2021	301.40	
<b>Total</b>			<b>171,863.13</b>	

9

COUNTY OF LOS ANGELES - AUDITOR/CONTROLLER, PROPERTY TAX APPORTIONMENT DIVISION  
 CITY REMITTANCE ADVICE SUMMARY  
 FY 2020-21  
 DATE OF REMITTANCE: February 19, 2021

ACCT.#	DESCRIPTION	TYPE	2020-2021 PROPERTY TAX REVENUE	2020-2021 SECURED 1ST PAID	2020-2021 REDEMPTION MST 2ND QTR (TAX)	2020-2021 REDEMPTION MST 2ND QTR (PENALTY)	2020-2021 REDEMPTION SUPP 2ND QTR (TAX)	2020-2021 REDEMPTION SUPP 2ND QTR (PENALTY)	2020-2021 SEC SUPP 4TH PAID	2020-21 SECURED MASTER RETURN CHECKS	2020-21 SECURED SUPPLEMENTAL RETURN CHECKS	2020-21 SEC MASTER REFUNDS 1ST PAID	2020-21 SEC MASTER & PRIOR YEARS TAX PAYER REFUNDS
170.01	CITY - HIDDEN HILLS TD #1	1% D/S AIR	52,992.26 0.00 0.00	53,662.14 0.00 0.00	2,887.95 0.00 0.00	508.91 0.00 0.00	372.18 0.00 0.00	86.47 0.00 0.00	2,682.07 0.00 0.00	(36.52) 0.00 0.00	(8.74) 0.00 0.00	(6,445.04) 0.00 0.00	(717.16) 0.00 0.00
170.21	CITY - HIDDEN HILLS LIBRARY	1% D/S AIR TL	19,707.45 0.00 0.00 19,707.45	19,957.88 0.00 0.00 19,957.88	1,087.22 0.00 0.00 1,087.22	191.53 0.00 0.00 191.53	140.12 0.00 0.00 140.12	32.55 0.00 0.00 32.55	1,010.24 0.00 0.00 1,010.24	(13.75) 0.00 0.00 (13.75)	(3.30) 0.00 0.00 (3.30)	(2,424.84) 0.00 0.00 (2,424.84)	(270.20) 0.00 0.00 (270.20)
	TOTAL 17000	1% D/S AIR TL	72,699.71 0.00 0.00 72,699.71	73,620.02 0.00 0.00 73,620.02	3,975.17 0.00 0.00 3,975.17	700.44 0.00 0.00 700.44	512.30 0.00 0.00 512.30	119.02 0.00 0.00 119.02	3,692.31 0.00 0.00 3,692.31	(50.27) 0.00 0.00 (50.27)	(12.04) 0.00 0.00 (12.04)	(8,869.88) 0.00 0.00 (8,869.88)	(987.36) 0.00 0.00 (987.36)

TOTAL COLL 72,699.71  
 PREVIOUS PENDING 0.00  
 NET COLL 72,699.71  
 PAID SLESA (FY20-21) (1) 536.26  
 PAID PSAF 1,913.42  
 TOTAL PAID 75,149.39

CITY OF CALABASAS (LIBRARY GRANT) \$19,707.45

Note:  
 (1) FY2020-21 5th Installment

ENTERED  
 2/18/21

**CHECK REQUEST FORM**

**Date:** 02/17/2021                      **Amount:** \$92,000.00

**Requested By:** DIRK LOVETT

**Date Needed By:** \_\_\_\_\_

**Payable To:** GRAVENSTEIN INVESTMENTS LLC

**Description:** GRADING BOND REFUND - PERMIT #6729

INTEREST  
2/18/21

2/22 Demands



**City of Hidden Hills**  
**Building & Safety Department**  
**Permit Receipt**

**Project Number**  
**6729**

24055 Hidden Ridge Road

**Job Address**  
 Street: 24055 HIDDEN RIDGE ROAD  
 Tract: \_\_\_\_\_ Lot: 4 APN: 2049-045-005  
 Owner: GRAVENSTEIN INVESTMENTS LLC  
 Address: \_\_\_\_\_  
 City/ST/Zip: \_\_\_\_\_  
 Phone: \_\_\_\_\_ Owner/Builder Permit: \_\_\_\_\_  
 Applicant: DANE COYLE COSTOM HOMES  
 Address: 4671 PINE VALLEY PLACE  
 City/SV/Zip: THOUSAND OAKS, CA 91362  
 Phone: (805) 857-0198

**LICENSED CONTRACTORS DECLARATION**

I HEREBY CLAIM, UNDER PENALTY OF PERJURY, THE FOLLOWING STATEMENT: THAT I AM LICENSED UNDER PROVISIONS OF CHAPTER 9 COMMENCING WITH SECTION 7000 OF DIVISION 3 OF THE BUSINESS AND PROFESSIONS CODE, AND AT THIS TIME MY CONTRACTORS LICENSE IS CURRENT, ACTIVE AND IN FULL FORCE.

Contractor: DANE COYLE COSTOM HOMES  
 Contact: \_\_\_\_\_  
 Address: 4671 PINE VALLEY PLACE  
 City/ST/Zip: THOUSAND OAKS, CA 91362  
 Phone: (805) 494-8854 Cell: \_\_\_\_\_  
 Lic. #: 696970 Exp. Date: \_\_\_\_\_ Class: B

**CONTRACTOR TO PROVIDE ACCESS TO ROOF & ATTIC**

**WORKERS' COMPENSATION DECLARATION**

I HEREBY CLAIM, UNDER PENALTY OF PERJURY, ONE OF THE FOLLOWING STATEMENT:

I HAVE AND WILL MAINTAIN A CERTIFICATE OF CONSENT TO SELF INSURE FOR WORKERS COMPENSATION, AS PROVIDED FOR BY SECTION 3700 OF THE LABOR CODE FOR THE PERFORMANCE OF THE WORK FOR WHICH THIS PERMIT IS ISSUED.

I HAVE AND WILL MAINTAIN COMPENSATION INSURANCE AS REQUIRED BY SECTION 3700 OF THE LABOR CODE FOR THE PERFORMANCE OF THE WORK WHICH THIS PERMIT IS ISSUED.

Workers' Compensation Carrier	Policy #	Exp. Date

**CERTIFICATE OF WORKERS COMPENSATION EXEMPTION**  
 (THIS SECTION NEED NOT BE COMPLETED IF WORK IS \$500 OR LESS)

I CERTIFY UNDER PENALTY OF PERJURY THAT IN THE PERFORMANCE OF THE WORK FOR WHICH THIS PERMIT IS ISSUED, THAT I SHALL NOT EMPLOY ANY PERSON IN A MANNER SO AS TO BECOME SUBJECT TO THE WORKERS COMPENSATION LAWS OF CALIFORNIA, AND AGREE THAT IF I SHOULD BECOME SUBJECT TO THE WORKERS COMPENSATION PROVISIONS OF SECTION 3700 OF THE LABOR CODE THAT I SHALL FORWITH COMPLY WITH THOSE PROVISIONS.

<b>Application Date</b> 2/19/2016	<b>Issued Date</b> 2/19/2016	<b>Expired Date</b> 7/6/2020
<b>Permit Status:</b> Finald	<b>Issued By:</b>	
<b>Building Use:</b> RESIDENTIAL - SFR		
<b>Type of Project:</b> GRADING		
<b>Improvements:</b> None		
<b>Work Authorized</b> Building, Other		
<b>Valuation</b> \$38,292	<b>Construction Type</b>	<b>Occupancy Group</b>

**OWNER BUILDER DECLARATION**

I AM EXEMPT FROM THE CONTRACTORS LICENSE LAW FOR THE FOLLOWING REASON:

I, AS OWNER OF THE PROPERTY, OR MY EMPLOYEES WITH WAGES AS THEIR SOLE COMPENSATION, WILL DO THE WORK, AND THE STRUCTURE IS NOT INTENDED FOR, OR OFFERED FOR SALE (SECTION 7044, OF THE BUSINESS AND PROFESSIONS CODE)

I, AS OWNER OF THE PROPERTY AM EXCLUSIVELY CONTRACTING WITH LICENSED CONTRACTORS TO COMPLETE THE PERMITTED PROJECT UNDER THE PROVISIONS OF SECTION 7044, OF THE BUSINESS & PROFESSIONS CODE.

THIS PERMIT SHALL BECOME INVALID UNLESS THE WORK ON THE SITE AUTHORIZED BY SUCH PERMIT IS COMMENCED WITHIN 12 MONTHS AFTER ITS ISSUANCE, OR IF THE WORK AUTHORIZED ON THE SITE BY SUCH PERMIT IS SUSPENDED OR ABANDONED FOR A PERIOD OF 180 DAYS AFTER THE TIME THE WORK IS COMMENCED.

ALL WORK SHALL CONFORM TO THE 2019 CBC, CMC, CEC, CPC, CRC, CGC AND 2019 CA ENERGY CODE

**Comments/Conditions/Project Description:**  
 CHANGE OF OWNER & CONTRACTOR 2/19/16 ISSUANCE FEE ONLY.  
 ORIGINAL PERMIT #6625  
 ALL WORK SHALL COMPLY WITH 2013 CBC, CRC  
 JOB SITE TO BE KEEP CLEAN AND SHALL COMPLY TO ALL BMP'S  
 SEE COST BREAKDOWN ATTACHED FOR GRADING, DRAINAGE,  
 EROSION & SOILS BALANCE DUE IN GRADING FEE BELOW  
 GRADING BOND SUBMITTED WITH PERMIT #6625 TO BE RELEASED TO  
 GRAVENSTEIN INVESTMENTS LLC \$92,000.00

DESCRIPTION	FEE	DESCRIPTION	FEE
Building	46.41		

**TOTAL FEES:** \$46.41

**CERTIFICATE OF COMPLIANCE AND AUTHORIZING OF ENTRY:** I certify I have read this application and state that the above information is correct. I agree to comply with all federal and state laws, city ordinances, and state laws relating to building construction, and authorize a representative of the City of Hidden Hills to enter upon the property for which I have applied for this permit for the purpose of making inspections.

Signature of Applicant or Agent	Print Name of Applicant or Agent	Date
		24055 Hidden Ridge Road Project # 6729

FEB 16 2021



February 3, 2021

CITY OF HIDDEN HILLS  
CITY OF HIDDEN HILLS  
Attn: Finance Department  
6165 Spring Valley Rd.  
Hidden Hills, CA 91302

RE: Quarterly Franchise Fee Payment

Dear Sir or Madam:

This letter is a summary for the ACH payment of franchise fees covering the period from October 1, 2020 to December 31, 2020, for Charter Communications ("Charter"). This franchise fee computation has been prepared in accordance with the terms and conditions of our local cable television franchise agreement, or if Charter is operating under a state issued franchise in your community, in accordance with the requirements of the state franchising law. This payment specifically complies with all of Charter's contractual and/or statutory duties, and includes the required percentage, flat rate, or per sub payment, and includes all required categories of revenue.

This payment was calculated as follows:

Franchise Fee Base	\$93,230.03
Franchise Fee (as defined in Agreement):	5%
Fee Adjustment (see detail)	(\$37.74)
Fee Due	<u>\$4,623.76</u>

2% c/o HH CA - \$ 1,849.50  
 3% c/o CITY - \$ 2,774.26  
 \$ 4,623.76

Please contact your Government Relations representative or send an email directly to CharterFranchiseNotices@chartercom.com for any address updates or corrections.

Charter Communications is proud to serve your community and our customers with cable television service. Please feel free to contact our office Corp\_mm\_franchise\_fees@chartercom.com if any additional information is required.

Sincerely,

Steve Lottmann  
Divisional Controller



1292- 2002CA - 6000161

**ATTACHMENT CONTAINS TRADE SECRET INFORMATION AND IS CONFIDENTIAL & PROPRIETARY  
- NOT FOR PUBLIC DISCLOSURE**



**KR Nida Corporation**  
 3827 Foothill Boulevard  
 La Crescenta, CA 91214  
 (818) 957-1248 Phone  
 (818) 957-0719 Fax

# Invoice

Date	Invoice #
11/19/2020	3002138

<b>Bill To</b>
CITY OF HIDDEN HILLS 6165 SPRING VALLEY ROAD HIDDEN HILLS, CA 91302 ATTN: ACCOUNTS PAYABLE

<b>Ship To</b>
CITY OF HIDDEN HILLS 6165 SPRING VALLEY ROAD HIDDEN HILLS, CA 91302 PHONE (818) 888-9281 FAX (818) 719-0083

P.O. Number	Terms	Ship	Via	F.O.B.
	Net 30	11/19/2020		

Quantity	Item Code	Description	Price Each	Amount
2	PARTS	Axiom Desktop Chargers	69.00	138.00T
1	SHIPPING	SHIPPING & HANDLING (PRE-PAY & BILL)	10.00	10.00

**ENTERED**  
 2/18/21

<b>Sub-Total</b>	\$148.00
<b>Sales Tax (10.25%)</b>	\$14.15
<b>Total</b>	\$162.15

All Overdue Invoices are Subject to a Financial Charge of 1 1/2% per Month





KR Nida Corporation  
 3827 Foothill Boulevard  
 La Crescenta, CA 91214  
 (818) 957-1248 Phone  
 (818) 957-0719 Fax

12

# Invoice

Date	Invoice #
2/1/2021	3002189

<b>Bill To</b>
CITY OF HIDDEN HILLS 6165 SPRING VALLEY ROAD HIDDEN HILLS, CA 91302 ATTN: ACCOUNTS PAYABLE

<b>Ship To</b>
CITY OF HIDDEN HILLS 6165 SPRING VALLEY ROAD HIDDEN HILLS, CA 91302 PHONE (818) 888-9281 FAX (818) 719-0083

P.O. Number	Terms	Ship	Via	F.O.B.
	Net 30	2/1/2021		

Quantity	Item Code	Description	Price Each	Amount
3	PARTS	AXP480UT UHF Radio	208.00	624.00T
2	PARTS	AXP878UT UHF Single Frequency Radio	152.00	304.00T
2	PARTS	Extra Chargers for AXP480UT	69.00	138.00T

**ENTERED**  
 2/18/21

<b>Sub-Total</b>	\$1,066.00
<b>Sales Tax (10.25%)</b>	\$109.27
<b>Total</b>	\$1,175.27

All Overdue Invoices are Subject to a Financial Charge of 1 1/2% per Month

15-17

<b>INVOICE</b>			<b>Customer Name</b> HIDDEN HILLS		
Remit to: LA County Sheriff's Department P.O. Box 512816 Los Angeles CA 90051-0816			<b>Customer Number</b> C004001	<b>Invoice Number</b> 211305AL	<b>Invoice Date</b> 02-10-21
Bill to: HIDDEN HILLS 6165 SPRING VALLEY RD. HIDDEN HILLS CA 91302-1246			<b>ARDept/BPRO</b> SH:CCLE		<b>Due Date</b> 04-11-21
			<b>Tax ID</b> 95-6000927	<b>Revenue Source</b> 9317	
			<b>Amount Due</b> \$50,326.36	<b>Amount Enclosed</b>	

Payment Method: Check  Money Order

Please write Invoice No on front of check or Money Order. DO NOT MAIL CASH

Please check if address has changed. Write correct address on back of stub and attach with payment

Please detach the above stub and return with your remittance payable to LA County Sheriff's Department

FEB 18 2021



Sheriff  
ORIGINAL

Service From	Service To	Unit	Unit Name	Customer Number	Invoice Number	Invoice Date
01-01-21	01-31-21	75770	Malibu/Lost Hills Station-Contract Cities	C004001	211305AL	02-10-21

Ref Line No.	Service Code	Service	Description	Liab	Ins	Actual Service Units	Unit Price	Charges/Credit
1	307	Deputy Svc Unit, 56 Hrs	LAW ENF. SERVICES	X		0.500	37573.830000	\$18,786.92
2	335	Growth Deputy	LAW ENF. SERVICES	X		1.000	16768.330000	\$16,768.33
3	340	Law Enf. Technician w/ veh	LAW ENF. SERVICES	X		0.070	9219.250000	\$645.35
4	385	Deputy Sheriff Service Unit, Bonus-1, Grant	LAW ENF. SERVICES	X		0.500	18276.920000	\$9,138.46
Subtotal								\$45,339.06

Description	Charges
11† LIABILITY INSURANCE	\$4,987.30
TOTAL OTHER Charges	\$4,987.30

Credit Payments Applied	\$0.00
Total Amount Due By 04-11-21	\$50,326.36

Please include your invoice number on all payments. MAKE CHECK PAYABLE TO: LOS ANGELES COUNTY SHERIFF'S DEPARTMENT P.O. Box 512816, Los Angeles, CA 90051-0816. Direct Inquiries to: 211 W. Temple St, 6th floor, Los Angeles, CA 90012 (213) 229-3324

ENTERED  
2/18/21

16028 C004001 HIDDEN HILLS  
 Service Dates: 01/01/21-01/31/21

UNIT: 75770 ID: 211305AL  
 Invoice Print Date: 02/10/21  
 Invoice Due Date: 04/11/21

Ref. Line No.	Service Code	Service Unit Description	Liab Ins	Actual Service Units	Unit Price	Charges / Credit
1	307	Deputy Sheriff Service Unit, 56 hour	X	0.500	37,573.83	18,786.92
2	335	Deputy Sheriff Service Unit, Growth, Non-Relief	X	1.000	16,768.33	16,768.33
3	340	Law Enforcement Technician (with Vehicle)	X	0.070	9,219.25	645.35
4	385	Deputy Sheriff Service Unit, Bonus-1, Grant	X	0.500	18,276.92	9,138.46
5					-	-
6					-	-
7					-	-
8					-	-
9					-	-
10					-	-
11					-	-
12					-	-
13					-	-
14					-	-
15					-	-
		<b>Subtotal</b>				<b>\$ 45,339.06</b>
		<b>11% LIABILITY INSURANCE</b>				<b>\$ 4,987.30</b>
		<b>Total Amount Due</b>				<b>\$ 50,326.36</b>

**LIABILITY:**

Fund SJ9  
 Dept NJ  
 Unit 55082  
 RSRC C034

**SPECIAL ACCOUNTS UNIT:**

SPECIAL ACCOUNTS UNIT: AL  
 APPROVAL LEVEL 1: King 2/8/21  
 APPROVAL LEVEL 2: \_\_\_\_\_  
 APPROVAL LEVEL 3: \_\_\_\_\_

**DATE**

02/01/21

**CITY OF HIDDEN HILLS**

**GRANTS BILLING**

**01/01/21-01/31/21**

---

---

**FY 2020-21**

<b>SERVICE</b>			<b>ANNUAL</b>	<b>MONTHLY</b>	<b>LIAB. INS.</b>	<b>TOTAL</b>
<b>CODE</b>	<b>UNIT</b>	<b>POSITION</b>	<b>RATE</b>	<b>CHARGE</b>	<b>11.0%</b>	<b>AMOUNT</b>
385	0.500	Deputy Sheriff Service Unit, Bonus-1, Grant W/O VEH	219,323.00	9,138.46	1,005.23	10,143.69

**TOTAL:**      \$ 9,138.46    \$ 1,005.23    \$ 10,143.69

COUNTY OF LOS ANGELES  
**SHERIFF'S DEPARTMENT**  
*A Tradition of Service Since 1850*  
 Contract Law Enforcement Bureau  
 Service Level & Billing Status Report

City: Hidden Hills  
 Station: Lost Hills

Date: December 22, 2020  
 Effective Date: January 1, 2021

SERVICE CODE	SERVICE DESCRIPTION	SH-AD 675 TOTAL	SUSPENDED UNITS (Not Billing)	ACTIVE UNITS (Billing)
307	Deputy Sheriff Service Unit, 56 hour	0.5	0	0.5
335	Deputy Sheriff Service Unit, Growth, Non-Relief	1	0	1
340	Law Enforcement Technician (with Vehicle)	0.07	0	0.07
385	Deputy Sheriff Service Unit, Bonus-1, Grant	0.5	0	0.5

Station Commander Approval:   
 Captain

Contract Law Enforcement Review:   
 Sergeant

Magellan Advisors, LLC  
450 Alton Road, Suite 1402  
Miami Beach, FL 33139  
(888) 960-5299  
jhonker@magellan-advisors.com



INVOICE MA02012154

**BILL TO**  
City of Hidden Hills - CA  
City of Hidden Hills  
6165 Spring Valley Road  
Hidden Hills, CA 91302  
Project: Broadband Consulting

DATE 02/01/2021 TERMS Net 30

DUE DATE 03/03/2021

DATE	DESCRIPTION	QTY	RATE	AMOUNT
01/11/2021	Call with Client 1/11/2021	1:00	210.00	210.00
01/11/2021	Call with Client 1/11/2021	1:00	210.00	210.00
01/12/2021	Promotion	0:30	210.00	105.00
01/21/2021	Internal Call to Review Survey Draft	0:30	210.00	105.00
01/21/2021	Internal Call to Review Survey Draft	0:30	210.00	105.00
01/22/2021	Survey Development	1:15	210.00	262.50
01/25/2021	Survey Development	3:00	210.00	630.00

TOTAL DUE \$1,627.50

PAID  
2/15/21

# CITY OF HIDDEN HILLS

## Cash Disbursements

January, 2021

Date	Check	Payee	Description	Amount	Fund
01/05/2021	ONLINE	LVMWD	utilities	519.03	
01/05/2021	ONLINE	LVMWD	utilities - 5100 Round Meadow Rd	316.52	Prop C
01/05/2021	ONLINE	LVMWD	utilities	244.88	
01/05/2021	12652	Limon, Chantelle	reimbursement - office supplies	55.72	
01/05/2021	12653	Michael Blazenski	City Finance consulting	770.00	
01/05/2021	12654	Delta Dental	dental insurance - Jan 2021	434.38	
01/05/2021	12655	VSP	vision insurance - Jan 2021	189.97	
01/05/2021	12656	Conejo Awards	tile plaques, name badges & plates	1,040.68	
01/05/2021	12657	Municode	online code hosting	450.00	
01/05/2021	12658	MMASC	membership	90.00	
01/05/2021	12659	Venco	street cleaning	170.10	
01/05/2021	12660	AT&T/ CalNet3	telephone - Nov 2020	598.73	
01/05/2021	12661	Segway	voicemail - Jan 2021	41.27	
01/05/2021	12662	Michael Woodard	Dec 2020	1,500.00	
01/13/2021	ONLINE	Spectrum/ Charter	cable/internet - Jan 2021	202.88	
01/13/2021	ONLINE	SoCal Edison Acct 5738	utilities - Dec 2020	267.52	
01/13/2021	ONLINE	SoCal Edison Acct 7773	car charging & bicycle repair station - Dec 2020	117.80	
01/13/2021	12672	Sparkletts	water supplies	61.56	
01/13/2021	12673	Catalyst	reconfigure furniture	645.00	
01/13/2021	12674	911 Media	webhosting Jan-Jun 2021	300.00	
01/13/2021	12675	Division of State Architect	SB1186 Fee - Q4 2020	16.80	
01/13/2021	12676	California Building Standards	SB1473 Fees - Q4 2020	44.10	
01/13/2021	12677	Department of Conservation	Strong Motion - Q4 2020	172.88	
01/13/2021	12678	Pitney Bowes Global Financial	postage machine lease	141.42	
01/13/2021	12679	Enhanced Landscape	garden service - City Hall	284.00	
01/13/2021	12679	Enhanced Landscape	garden service - Round Meadow/Mureau Rd	380.00	Prop C
01/13/2021	12680	Chase Avenue Production	newsletter - Jan 2021	289.66	
01/13/2021	12681	State Fund	workers comp - 01/01-02/01/21	518.67	
01/13/2021	12682	Magellan Advisors, LLC	broadband consulting	367.50	
01/26/2021	ONLINE	Chase Cardmember	supplies, refreshments & dues, misc	1,421.91	
01/26/2021	ONLINE	Chase Cardmember	COVID related expenses	239.90	
01/27/2021	12695	Michael Woodard	reimbursement - emergency supplies	121.96	
01/27/2021	12696	LA County Registrar-Recorder	Candidate Statement printing cost	327.30	

# CITY OF HIDDEN HILLS

## Cash Disbursements

January, 2021

Date	Check	Payee	Description	Amount	Fund
01/27/2021	12697	Bret Katz	refund - candidate statement printing cost	90.90	
01/27/2021	12698	Steve Freedland	refund - candidate statement printing cost	90.90	
01/27/2021	12699	Eniko Gold	refund - candidate statement printing cost	90.90	
01/27/2021	12700	AOP/Harris	office supplies	249.32	
01/27/2021	12701	Venco	street cleaning	170.10	
01/27/2021	12702	Inner-I Security	alarm monitoring & service call	180.00	
01/27/2021	12703	MCA Direct	supplies - minute paper	315.00	
01/27/2021	12704	Michael Lang Design	newsletter - Jan 2021 & COVID-19 banners/flyers	3,895.00	
01/27/2021	12705	LA County - Animal Control	Dec 2020	49.15	
01/27/2021	12706	Xerox	lease & usage - Dec 2020	267.71	
01/29/2021	ONLINE	DWP - Burbank	utilities	576.56	
01/29/2021	ONLINE	Verizon Wireless	emergency phones & data - Dec 2020	126.60	
01/29/2021	ONLINE	SoCal Gas	utilities	410.42	
			<b>TOTAL</b>	<b>18,854.70</b>	



# CITY OF HIDDEN HILLS

## Transit/ Prop A Fund

January 31, 2021

### Balance Sheet

	Year to Date	Beginning of Year	\$ Change
<b>Assets</b>			
Cash - Chase 5921 General	72,504.14	-	72,504.14
Due from General Fund	-	50,806.98	(50,806.98)
<b>TOTAL ASSETS</b>	<b>72,504.14</b>	<b>50,806.98</b>	<b>21,697.16</b>
<b>Liabilities &amp; Fund Balance</b>			
Fund Balance	50,806.98	50,806.98	-
Excess Rev/Expenditures	21,697.16	-	21,697.16
<b>TOTAL LIABILITIES &amp; FUND BALANCE</b>	<b>72,504.14</b>	<b>50,806.98</b>	<b>21,697.16</b>

### Statement of Revenues and Expenditures

	Jan 2021	Year to Date
<b>Revenues</b>		
Intergovernmental Revenue - Prop A	3,203.34	21,697.16
Interest Income	0.00	0.00
<b>Total Revenue</b>	<b>3,203.34</b>	<b>21,697.16</b>
<b>Expenditures</b>		
Fund Expenses - Prop A	0.00	0.00
<b>Total Expenditures</b>	<b>0.00</b>	<b>0.00</b>
<b>Excess of Revenues Over/ Under Expenditures</b>	<b>3,203.34</b>	<b>21,697.16</b>

# CITY OF HIDDEN HILLS

## Prop C Fund

January 31, 2021

### Balance Sheet

	Year to Date	Beginning of Year	\$ Change
<b>Assets</b>			
Cash - Chase 5921 General	200,002.18	-	200,002.18
Due from General Fund	-	196,644.01	(196,644.01)
<b>TOTAL ASSETS</b>	<b>200,002.18</b>	<b>196,644.01</b>	<b>3,358.17</b>
<b>Liabilities &amp; Fund Balance</b>			
Fund Balance	196,644.01	196,644.01	-
Excess Rev/Expenditures	3,358.17	-	3,358.17
<b>TOTAL LIABILITIES &amp; FUND BALANCE</b>	<b>200,002.18</b>	<b>196,644.01</b>	<b>3,358.17</b>

### Statement of Revenues and Expenditures

	Jan 2021	Year to Date
<b>Revenues</b>		
Intergovernmental Revenue - Prop C	2,657.08	17,997.10
Interest Income	0.00	0.00
<b>Total Revenue</b>	<b>2,657.08</b>	<b>17,997.10</b>
<b>Expenditures</b>		
Fund Expenses - Prop C	696.52	4,638.93
RM/Mureau Rd Entry Improvements	0.00	10,000.00
<b>Total Expenditures</b>	<b>696.52</b>	<b>14,638.93</b>
<b>Excess of Revenues Over/ Under Expenditures</b>	<b>1,960.56</b>	<b>3,358.17</b>

**CITY OF HIDDEN HILLS**  
**Measure R Fund - Local and Highway**  
 January 31, 2021

**Balance Sheet**

	<u>Year to Date</u>	<u>Beginning of Year</u>	<u>\$ Change</u>
<b>Assets</b>			
Cash - Chase 5921 General	96,546.65	-	96,546.65
Deposit In Transit	1,992.04	-	1,992.04
Accounts Receivable - MR Hwy	126,016.67	383,435.84	(257,419.17)
Due from General Fund - MR Local	-	35,344.10	(35,344.10)
Due from General Fund - MR Hwy	64,481.00	29,136.90	35,344.10
<b>TOTAL ASSETS</b>	<b>289,036.36</b>	<b>447,916.84</b>	<b>(158,880.48)</b>
<b>Liabilities &amp; Fund Balance</b>			
Accounts Payable - MR Hwy	-	51,242.00	(51,242.00)
Due to General Fund - MR Hwy	99,972.74	202,353.80	(102,381.06)
Deferred Revenues	126,016.67	194,468.68	(68,452.01)
Fund Balance	(147.64)	(147.64)	-
Excess Rev/Expenditures	63,194.59	-	63,194.59
<b>TOTAL LIABILITIES &amp; FUND BALANCE</b>	<b>289,036.36</b>	<b>447,916.84</b>	<b>(158,880.48)</b>

**Statement of Revenues and Expenditures**

	<u>Jan 2021</u>	<u>Year to Date</u>
<b>Revenues</b>		
Intergovernmental Revenue - MR Local	1,992.04	13,532.07
Measure R Highway Grant	0.00	68,452.01
Interest Income	0.00	0.00
<b>Total Revenue</b>	<b>1,992.04</b>	<b>81,984.08</b>
<b>Expenditures</b>		
Fund Expenses - MR Local	0.00	0.00
Long Valley/Valley Circle/US-101 Project	5,597.99	18,789.49
<b>Total Expenditures</b>	<b>5,597.99</b>	<b>18,789.49</b>
Excess of Revenues Over/ Under Expenditures	(3,605.95)	63,194.59

# CITY OF HIDDEN HILLS

## Measure M Fund

January 31, 2021

### Balance Sheet

	Year to Date	Beginning of Year	\$ Change
<b>Assets</b>			
Cash - Chase 5921 General	62,139.36	-	62,139.36
Deposit In Transit	-	-	-
Due from General Fund	-	46,774.86	(46,774.86)
<b>TOTAL ASSETS</b>	<b>62,139.36</b>	<b>46,774.86</b>	<b>15,364.50</b>
<b>Liabilities &amp; Fund Balance</b>			
Fund Balance	46,774.86	46,774.86	-
Excess Rev/Expenditures	15,364.50	-	15,364.50
<b>TOTAL LIABILITIES &amp; FUND BALANCE</b>	<b>62,139.36</b>	<b>46,774.86</b>	<b>15,364.50</b>

### Statement of Revenues and Expenditures

	Jan 2021	Year to Date
<b>Revenues</b>		
Intergovernmental Revenue - MM Local	2,245.40	15,364.50
Interest Income	0.00	0.00
<b>Total Revenue</b>	<b>2,245.40</b>	<b>15,364.50</b>
<b>Expenditures</b>		
Fund Expenses - MM Local	0.00	0.00
<b>Total Expenditures</b>	<b>0.00</b>	<b>0.00</b>
<b>Excess of Revenues Over/ Under Expenditures</b>	<b>2,245.40</b>	<b>15,364.50</b>

# CITY OF HIDDEN HILLS

## COPS Fund

January 31, 2021

### Balance Sheet

	Year to Date	Beginning of Year	\$ Change
<b>Assets</b>			
Cash - Chase 5921 General	110,558.95	-	110,558.95
Due from General Fund	-	39,575.59	(39,575.59)
<b>TOTAL ASSETS</b>	<b>110,558.95</b>	<b>39,575.59</b>	<b>70,983.36</b>
<b>Liabilities &amp; Fund Balance</b>			
Fund Balance	39,575.59	39,575.59	-
Excess Rev/Expenditures	70,983.36	-	70,983.36
<b>TOTAL LIABILITIES &amp; FUND BALANCE</b>	<b>110,558.95</b>	<b>39,575.59</b>	<b>70,983.36</b>

### Statement of Revenues and Expenditures

	Jan 2021	Year to Date
<b>Revenues</b>		
Intergovernmental Revenue	24,468.58	156,190.32
Interest Income	0.00	0.00
<b>Total Revenue</b>	<b>24,468.58</b>	<b>156,190.32</b>
<b>Expenditures</b>		
Fund Expenses	0.00	0.00
* Transfer to General Fund - Sheriff Services	28,402.32	85,206.96
<b>Total Expenditures</b>	<b>28,402.32</b>	<b>85,206.96</b>
<b>Excess of Revenues Over/ Under Expenditures</b>	<b>(3,933.74)</b>	<b>70,983.36</b>

*\* Fund Transfer to offset the cost of supplemental Sheriff services in Ger*

# CITY OF HIDDEN HILLS

## Fund Balance Summaries

For the 7 Months Ending January 31, 2021

Fund Account	BEGINNING FUND BALANCE	Revenues & Transfers (In)	Expenditures & Transfers (Out) Use of Reserves	ENDING FUND BALANCE
General Fund				
10 General Fu	10,091,125	1,996,524	(1,582,822)	10,504,827
<b>Total General Fund</b>	<b>10,091,125</b>	<b>1,996,524</b>	<b>(1,582,822)</b>	<b>10,504,827</b>
			\$ Change in Fund Balance	413,702
			% Change in Fund Balance	4.1%

Fund Account	BEGINNING FUND BALANCE	Revenues Transfers (In)	Expenditures & Transfers (Out)	ENDING FUND BALANCE
Special & Restricted Funds				
15 Capital Projects	0	0	(482,828)	(482,828)
20 Traffic Safety	26,000	2,340	(2,890)	25,500
40 Gas Tax Fund - I	432,700	25,500	(12,510)	445,700
40 Gas Tax Fund - II	48,400	19,700	0	68,100
50 Prop A Fu	50,800	21,600	0	72,500
55 Prop C Fu	196,600	17,900	(14,630)	200,000
60 AQMD Fu	3,400	600	0	4,000
65 Measure R F	(148,000)	81,900	(18,780)	63,000
65 Measure M I	46,700	15,300	0	62,100
70 Recycling F	49,300	0	0	49,300
75 STPL Fur	0	0	0	-
80 COPS Fu	39,500	156,100	(85,200)	110,500
90 TDA Fur	0	0	0	-
<b>Total Special &amp; Restricted Funds</b>	<b>893,628</b>	<b>341,526</b>	<b>(616,926)</b>	<b>618,228</b>
			\$ Change in Fund Balance	(275,401)
			% Change in Fund Balance	-30.8%

Fund Account	BEGINNING FUND BALANCE	Revenues Transfers (In)	Expenditure: Transfers (Out)	ENDING FUND BALANCE
All City Funds	10,984,753	2,338,050	(2,199,748)	11,123,055
			\$ Change in Fund Balance	138,302
			% Change in Fund Balance	1.3%

# CITY OF HIDDEN HILLS

## Treasurer's Report

January 31, 2021

Func	Banl	Amoun	
General Fund	Local Agency Investment Fund		2,897,441.59
General Fund	Charles Schwab		8,234,829.11
Gas Tax Fund	Chase Acct 5939		143,520.46
Traffic Safety Fund	Chase Acct 5947		27,550.61
General Fund	Chase Acct 5921	(268,772.49)	*
Gas Tax - HUTA	Chase Acct 5921	302,233.66	*
Gas Tax - SB1/RMRA	Chase Acct 5921	68,199.30	*
Prop A	Chase Acct 5921	72,504.14	*
Prop C	Chase Acct 5921	200,002.18	*
AQMD	Chase Acct 5921	4,044.94	*
Measure R	Chase Acct 5921	96,546.65	*
Measure M Local	Chase Acct 5921	62,139.36	*
Recycling Fund	Chase Acct 5921	49,354.09	*
COPS Fund	Chase Acct 5921	110,558.95	*
			696,810.78

TOTAL

\$12,000,152.55

*\*Chase Acct 5921 is now being presented as shared cash account between General Fund and all Special Funds as recommended by our new auditors.*

*Due to/Due from accounts' balances has been zeroed out.*

**CITY OF HIDDEN HILLS**  
Charles Schwab Investment Schedule

Month	Balanc	Interes		Deposit		Servi	Rea		Change i	Accoun		Accrue		Statemer
		Rec't	Rec'd	Withdraw	Charg		Cash	Int		Valur	Valur	Int	Valur	
Feb-16	-	14.27	5,000,000.00	-	-	5,000,014.27	(6,314.53)	4,993,699.74	8,751.58	5,002,451.32				
Mar-16	5,000,014.27	19.32	10.93			5,000,044.52	21,046.16	5,021,090.68	17,149.64	5,038,240.32				
Apr-16	5,000,044.52	7,732.42		(10,160.59)		4,997,616.35	15,206.53	5,012,822.88	15,962.78	5,028,785.66				
May-16	4,997,616.35	3,869.49				5,001,485.84	5,589.08	5,007,074.92	19,738.45	5,026,813.37				
Jun-16	5,001,485.84	14,316.41				5,015,802.25	30,956.22	5,046,758.47	15,323.91	5,062,082.38				
Jul-16	5,015,802.25	1,524.82		(6,318.32)		5,011,008.75	28,706.15	5,039,714.90	23,169.29	5,062,884.19				
Aug-16	5,011,008.75	3,470.31				5,014,479.06	16,163.96	5,030,643.02	27,202.76	5,057,845.78				
Sep-16	5,014,479.06	9,808.51				5,024,287.57	8,385.77	5,032,673.34	31,582.34	5,064,255.68				
Oct-16	5,024,287.57	10,973.23		(6,329.14)		5,028,931.66	(4,021.96)	5,024,909.70	31,160.89	5,056,070.59				
Nov-16	5,028,931.66	6,504.49				5,035,436.15	(51,129.56)	4,984,306.59	34,669.62	5,018,976.21				
Dec-16	5,035,436.15	10,736.52				5,046,172.67	(59,144.54)	4,987,028.13	33,845.21	5,020,873.34				
Jan-17	5,046,172.67	8,307.48		(6,286.06)		5,048,194.09	(56,247.63)	4,991,946.46	35,776.51	5,027,722.97				
Feb-17	5,048,194.09	12,501.23				5,060,695.32	(50,180.67)	5,010,514.65	33,186.08	5,043,700.73				
Mar-17	5,060,695.32	15,862.35				5,076,557.67	(59,415.39)	5,017,142.28	34,139.60	5,051,281.88				
Apr-17	5,076,557.67	12,854.48		(6,305.52)		5,083,106.63	(55,850.57)	5,027,256.06	34,833.03	5,062,089.09				
May-17	5,083,106.63	6,838.93				5,089,945.56	(52,056.48)	5,037,889.08	38,478.17	5,076,367.25				
Jun-17	5,089,945.56	11,691.79				5,101,637.35	(67,807.55)	5,033,829.80	38,382.72	5,072,212.52				
Jul-17	5,101,637.35	7,397.43		(6,336.02)		5,102,698.76	(57,794.31)	5,044,904.45	42,321.89	5,087,226.34				
Aug-17	5,102,698.76	12,255.19				5,114,953.95	(51,397.75)	5,063,556.20	43,286.49	5,106,842.69				
Sep-17	5,114,953.95	22,031.38				5,136,985.33	(76,448.44)	5,060,536.89	35,088.45	5,095,625.34				
Oct-17	5,136,985.33	10,889.21	1,000,000.00	(6,367.74)		6,141,506.80	(81,671.41)	6,059,835.39	38,412.42	6,098,247.81				
Nov-17	6,141,506.80	7,912.06				6,149,418.86	(108,621.77)	6,040,797.09	49,264.73	6,090,061.82				
Dec-17	6,149,418.86	15,440.76				6,164,859.62	(120,073.44)	6,044,786.18	51,839.38	6,096,625.56				



**CITY OF HIDDEN HILLS**  
Charles Schwab Investment Schedule

Month	Balanc	Interes		Deposit Withdrawal	Service Charg	Rea		Change i Valur	Accoun		Accrue		Statemer	
		Rec't				Casl	Int		Valur	Valur	Int	Valur		
Jan-18	6,164,859.62	7,391.68			(8,139.31)	6,164,111.99		(172,021.50)	5,992,090.49	60,251.90	60,251.90	6,052,342.39		
Feb-18	6,164,111.99	21,313.78	-	-	-	6,185,425.77		(179,207.23)	6,006,218.54	54,552.63	54,552.63	6,060,771.17		
Mar-18	6,185,425.77	24,675.50	-	-	-	6,210,101.27		(176,909.52)	6,033,191.75	45,438.80	45,438.80	6,078,630.55		
Apr-18	6,210,101.27	14,103.15	-	-	(7,596.75)	6,216,607.67		(199,940.07)	6,016,667.60	46,783.94	46,783.94	6,063,451.54		
May-18	6,216,607.67	8,617.07	-	-	-	6,225,224.74		(191,643.83)	6,033,580.91	57,567.59	57,567.59	6,091,148.50		
Jun-18	6,225,224.74	24,008.22	-	-	-	6,249,232.96		(206,879.32)	6,042,353.64	49,335.95	49,335.95	6,091,689.59		
Jul-18	6,249,232.96	7,587.08	-	-	(7,610.42)	6,249,209.62		(212,108.82)	6,037,100.80	57,297.31	57,297.31	6,094,398.11		
Aug-18	6,249,209.62	18,169.98	-	-	-	6,267,379.60		(200,842.11)	6,066,537.49	53,892.24	53,892.24	6,120,429.73		
Sep-18	6,267,379.60	25,944.59	-	-	(10.00)	6,293,314.19		(218,901.09)	6,074,413.10	43,618.29	43,618.29	6,118,031.39		
Oct-18	6,293,314.19	13,749.53	-	-	(7,652.61)	6,299,411.11		(223,358.21)	6,076,052.90	44,730.17	44,730.17	6,120,783.07		
Nov-18	6,299,411.11	7,457.26	-	-	-	6,306,868.37		(215,113.98)	6,091,754.39	52,887.46	52,887.46	6,144,641.85		
Dec-18	6,306,868.37	22,118.57	-	-	-	6,328,986.94		(181,703.09)	6,147,283.85	47,002.04	47,002.04	6,194,285.89		
Jan-19	6,328,986.94	4,899.97	-	-	(7,708.36)	6,326,178.55		(171,476.86)	6,154,701.69	59,689.27	59,689.27	6,214,390.96		
Feb-19	6,326,178.55	17,374.53	1,500,000.00		-	7,843,553.08		(172,543.34)	7,671,009.74	58,677.89	58,677.89	7,729,687.63		
Mar-19	7,843,553.08	25,981.67	-	-	(10.00)	7,869,524.75		(125,959.80)	7,743,564.95	51,253.56	51,253.56	7,794,818.51		
Apr-19	7,869,524.75	18,805.40	-	-	(9,985.94)	7,878,344.21		(133,129.80)	7,745,214.41	54,405.05	54,405.05	7,799,619.46		
May-19	7,878,344.21	11,108.06	-	-	-	7,889,452.27		(82,744.92)	7,806,707.35	65,701.46	65,701.46	7,872,408.81		
Jun-19	7,889,452.27	20,247.94	-	-	-	7,909,700.21		(56,895.63)	7,852,804.58	63,893.32	63,893.32	7,916,697.90		
Jul-19	7,909,700.21	14,609.88	-	-	(9,864.39)	7,914,445.70		(74,495.37)	7,839,950.33	74,964.30	74,964.30	7,914,914.63		
Aug-19	7,914,445.70	16,461.37	-	-	-	7,930,907.07		(23,165.50)	7,907,741.57	80,822.49	80,822.49	7,988,564.06		
Sep-19	7,930,907.07	34,034.91	-	-	-	7,964,941.98		(52,337.72)	7,912,604.26	68,404.58	68,404.58	7,981,008.84		
Oct-19	7,964,941.98	22,918.56	-	-	(9,961.68)	7,977,898.86		(47,091.06)	7,930,807.80	66,126.50	66,126.50	7,996,934.30		
Nov-19	7,977,898.86	20,412.49	-	-	-	7,998,311.35		(68,347.66)	7,929,963.69	66,286.09	66,286.09	7,996,249.78		
Dec-19	7,998,311.35	26,175.07	-	-	-	8,024,486.42		(74,823.99)	7,949,662.43	61,059.72	61,059.72	8,010,722.15		

**CITY OF HIDDEN HILLS**  
Charles Schwab Investment Schedule

Month	Balanc	Interes		Deposit Withdrawal	Service Charg	Rea		Change i		Accoun		Accrue		Statemer	
		Rec't	8,608.96			8,023,088.00	Cash	Int	Valur	Valur	Int	Valur	Valur		
Jan-20	8,024,486.42	8,608.96	-	(10,007.38)	8,023,088.00	(19,070.31)	8,004,017.69	75,641.90	8,079,659.59						
Feb-20	8,023,088.00	21,561.74	-	-	8,044,649.74	46,791.42	8,091,441.16	75,334.87	8,166,776.03						
Mar-20	8,044,649.74	28,564.07	-	-	8,073,213.81	(52,828.68)	8,020,385.13	69,957.42	8,090,342.55						
Apr-20	8,073,213.81	21,532.32	-	(4,045.58)	8,090,700.55	(41,087.12)	8,049,613.43	69,085.93	8,118,699.36						
May-20	8,090,700.55	17,604.71	-	(6,067.53)	8,102,237.73	(18,216.23)	8,084,021.50	73,614.84	8,157,636.34						
Jun-20	8,102,237.73	22,439.27	-	-	8,124,677.00	15,013.75	8,139,690.75	70,981.76	8,210,672.51						
Jul-20	8,124,677.00	11,661.00	-	(10,232.13)	8,126,105.87	(218,703.54)	7,907,402.33	79,973.64	7,987,375.97						
Aug-20	8,126,105.87	26,029.86	-	-	8,152,135.73	34,179.91	8,186,315.64	74,446.38	8,260,762.02						
Sep-20	8,152,135.73	33,242.01	-	-	8,185,377.74	38,185.88	8,223,563.62	61,845.62	8,285,409.24						
Oct-20	8,185,377.74	22,328.94	-	(10,338.70)	8,197,367.98	17,131.39	8,214,499.37	61,960.58	8,276,459.95						
Nov-20	8,197,367.98	15,974.29	-	-	8,213,342.27	37,262.04	8,250,604.31	66,776.86	8,317,381.17						
Dec-20	8,213,342.27	18,042.52	-	-	8,231,384.79	55,056.79	8,286,441.58	69,388.08	8,355,829.66						
Jan-21	8,231,384.79	13,865.48	-	(10,421.16)	8,234,829.11	58,720.40	8,293,549.51	76,015.00	8,369,564.51						



Schwab One® Account of  
**CITY OF HIDDEN HILLS**  
**MGR: BELLE HAVEN INVESTMENTS**

Account Number  
**6201-0150**

Statement Period  
**January 1-31, 2021**

Need help reading this statement?  
 Visit [www.schwab.com/StatementGuide](http://www.schwab.com/StatementGuide) for more information.

## Your Independent Investment Manager and/or Advisor

BEACON POINTE ADVISORS LLC  
 24 CORPORATE PLAZA STE 150  
 NEWPORT BEACH CA 92660-7017  
 1 (949) 718-1600

*The custodian of your brokerage account is: Charles Schwab & Co., Inc.*  
 This report is provided by Schwab. Except as noted in the terms and conditions, your Investment Manager and/or Advisor is independently owned and operated and not an affiliate with Schwab. For questions about this statement, or if there is a change in your financial situation, investment objectives, or risk profile, please contact your Independent Investment Manager and/or Advisor.

**Managed Account Marketplace**  
**Belle Haven Investments, L.P.**  
**Belle Haven Taxable Ladder PLUS**

<b>Table of Contents</b>	<b>Page</b>
Terms and Conditions.....	2
Change in Account Value.....	4
Asset Composition.....	4
Gain or (Loss) Summary.....	5
Income Summary.....	5
Cash Transactions Summary.....	5
Investment Detail.....	6
Transaction Detail.....	31
Bank Sweep Activity.....	32
Endnotes For Your Account.....	32

CITY OF HIDDEN HILLS  
 MGR: BELLE HAVEN INVESTMENTS  
 ATTN KERRY KELLMAN  
 6165 SPRING VALLEY RD  
 HIDDEN HILLS CA 91302-1246



Your Independent Investment Advisor is not affiliated with or an agent of Schwab and Schwab does not supervise or endorse your Advisor.



## Terms and Conditions

This Account statement is furnished solely by Charles Schwab & Co., Inc. ("Schwab") for your Account at Schwab ("Account"). Schwab Institutional is a division of Charles Schwab & Co., Inc., and provides back office brokerage and related services to investment advisors and retirement plan providers. Unless otherwise defined herein, capitalized terms have the same meanings as in your Account Agreement. Schwab is a registered broker-dealer and is not affiliated with your Investment Advisor whose name appears on this statement ("Advisors") except in the case of Charles Schwab Investment Advisory, Inc. ("CSIA"), Schwab Private Client Investment Advisory, Inc. ("SPCIA"), or an affiliated company that may act as the investment advisor on a fund. Advisors are independently owned and operated. Schwab neither endorses nor recommends any particular Advisor or its investment strategy and has no responsibility to monitor trading by any Advisor in your Account. Schwab has not verified any statement accompanying any Advisor's logo appearing on this statement. Advisors provide investment advisory services for your Account. Schwab provides brokerage and custody services for your Account. Schwab has agreements with Advisors under which Schwab provides Advisors with institutional trading, custody and related services, and products. Not all of these products and services may benefit your Account, and Schwab may provide them to Advisors on the Advisor's commitment to place a certain amount of its clients' assets in brokerage accounts at Schwab within a certain period of time. This commitment could influence an Advisor's recommendation or requirement that its clients establish brokerage accounts at Schwab.

### GENERAL INFORMATION AND KEY TERMS:

If you receive any other communication from any source other than Schwab which purports to represent your holdings at Schwab (including balances held at a Depository Institution) you should verify its content with this statement.

**AIP (Automatic Investment Plan) Customers:** Schwab receives remuneration in connection with certain transactions effected through Schwab. If you participate in a systematic investment program through Schwab, the additional information normally detailed on a trade confirmation will be provided upon request.

**Average Daily Balance:** Average daily composite of all cash balances that earn interest and all loans from Schwab that are charged interest.

### Bank Sweep and Bank Sweep for Benefit Plans Features:

Schwab acts as your agent and custodian in establishing and maintaining your Bank Sweep and Bank Sweep for Benefit Plans features as a Schwab Cash feature for your brokerage account. Deposit accounts constitute direct obligations of banks affiliated with Schwab and are not obligations of Schwab. Bank deposit accounts are insured by the FDIC within applicable limits. The balance in the bank deposit accounts can be withdrawn on your order and the proceeds returned to your securities account or remitted to you as provided in your Account Agreement. For information on FDIC insurance and its limits, as well as other important disclosures about the Bank Sweep and Bank Sweep for Benefit Plans features, please refer to the Cash Features Disclosure Statement available online or from a Schwab representative.

**Cash:** Any Free Credit Balance owed by us to you payable upon demand which, although accounted for on our books of record, is not

segregated and may be used in the conduct of this firm's business.

**Current Yield:** Annual dividend paid on an equity divided by the current market price.

**Dividend Reinvestment Customers:** Dividend reinvestment transactions were effected by Schwab acting as a principal for its own account, except for the reinvestment of Schwab dividends, for which an independent broker-dealer acted as the buying agent. Further information on these transactions will be furnished upon written request.

**Estimated Annual Income:** Estimated annual income is derived from information provided by outside parties. Schwab cannot guarantee the accuracy of such information. Since the interest and dividends are subject to change at any time, they should not be relied upon exclusively for making investment decisions.

**Fees and Charges:** For those fees described in the statement as "Fee to Advisor", as authorized by you, Schwab debited your Account to pay the fees as instructed by your Advisor. It is your responsibility, and not Schwab's, to verify the accuracy of the fees. Margin interest charged to your Account during the statement period is included in this section of the statement.

**Interest:** For the Schwab One Interest, Bank Sweep, and Bank Sweep for Benefit Plans features, interest is paid for a period that differs from the Statement Period. Balances include interest paid as indicated on your statement by Schwab or one or more of its affiliated banks. These balances do not include interest that may have accrued during the Statement Period after interest is paid. The interest paid may include interest that accrued in the prior Statement Period. For the Schwab One Interest feature, interest accrues daily from the second-to-last business day of the prior month and is posted on the second-to-last business day of the current month. For the Bank Sweep feature, interest accrues daily from the 16th day of the prior month and is credited/posted on the first business day after the 15th of the current month.

If, on any given day, the interest that Schwab calculates for the Free Credit Balances in the Schwab One Interest feature in your brokerage account is less than \$.005, you will not accrue any interest on that day. For balances held at banks affiliated with Schwab in the Bank Sweep and Bank Sweep for Benefit Plans features, interest will accrue even if the amount is less than \$.005.

**Margin Account Customers:** This is a combined statement of your margin account and special memorandum account maintained for you under Section 220.5 of Regulation T issued by the Board of Governors of the Federal Reserve System. The permanent record of the separate account as required by Regulation T is available for your inspection. Securities purchased on margin are Schwab's collateral for the loan to you. It is important that you fully understand the risks involved in trading securities on margin. These risks include:

- You can lose more funds than you deposit in the margin account.
- Schwab can force the sale of securities or other assets in any of your account(s) to maintain the required account equity without contacting you.
- You are not entitled to choose which assets are liquidated nor are you entitled to an extension of time on a margin call.
- Schwab can increase its "house" maintenance margin requirements at any time without advance written notice to you.

**Market Price:** The most recent price evaluation available to Schwab on the last business day of the report period, normally the last trade

price or bid as of market close. Unpriced securities denote that no market evaluation update is currently available. Price evaluations are obtained from outside parties. Schwab shall have no responsibility for the accuracy or timeliness of any such valuations. Pricing of assets not held at Schwab is for informational purposes only. Some securities, especially thinly traded equities in the OTC market or foreign markets, may not report the most current price and are indicated as Stale Priced. For Limited Partnerships and Real Estate Investment Trust (REIT) securities, you may see that the value reflected on your monthly account statement for this security is unpriced. NASD rules require that certain Limited Partnerships (direct participation programs) and Real Estate Investment Trust (REIT) securities, that have not been priced within 18 months, must show as unpriced on customer statements. Note that these securities are generally illiquid, the value of the securities will be different than its purchase price, and, if applicable, that accurate valuation information may not be available.

**Market Value:** The Market Value is computed by multiplying the Market Price by the Quantity of Shares. This is the dollar value of your present holdings in your specified Schwab Account or a summary of the Market Value summed over multiple accounts.

**Non-Publicly Traded Securities:** All assets shown on this statement, other than certain direct investments which may be held by a third party, are held in your Account. Values of certain Non-Publicly Traded Securities may be furnished by a third party as provided by Schwab's Account Agreement. Schwab shall have no responsibility for the accuracy or timeliness of such valuations. The Securities Investor Protection Corporation (SIPC) does not cover many limited partnership interests.

**Option Customers:** Be aware of the following: 1) Commissions and other charges related to the execution of option transactions have been included in confirmations of such transactions previously furnished to you and will be made available promptly upon request 2) You should advise us promptly of any material changes in your investment objectives or financial situation 3) Exercise assignment notices for the option contracts are allocated among customer short positions pursuant to an automated procedure which randomly selects from among all customer short option positions those contracts which are subject to exercise, including positions established on the day of assignment 4) Realized gain/loss of underlying securities is adjusted to reflect the premiums of assigned or exercised options. Please consult your tax advisor or IRS publication 550, Investment Income and Expenses, for additional information on Options.

**Schwab Sweep Money Funds:** Includes the primary money market funds into which Free Credit Balances may be automatically invested pursuant to your Account Agreement. Schwab or an affiliate acts and receives compensation as the Investment Advisor, Transfer Agent, Shareholder Service Agent and Distributor for the Schwab Sweep Money Funds. The amount of such compensation is disclosed in the prospectus. The yield information for Schwab Sweep Money Funds is the current 7-day yield as of the statement period. Yields vary. If on any given day, the accrued daily dividend for your selected sweep money fund as calculated for your account is less than 1/2 of 1 cent (\$.0005), your account will not earn a dividend for that day. In addition, if you do not accrue at least 1 daily dividend of \$.01 during



Schwab One® Account of  
**CITY OF HIDDEN HILLS**  
**MGR: BELLE HAVEN INVESTMENTS**

Account Number  
**6201-0150**

Statement Period  
**January 1-31, 2021**

## Terms and Conditions (continued)

a pay period, you will not receive a money market dividend for that period. Schwab and the Schwab Sweep Money Funds investment advisor may be voluntarily reducing a portion of a Schwab Sweep Money Fund's expenses. Without these reductions, yields would have been lower.

**Securities Products and Services:** Securities products and services are offered by Charles Schwab & Co., Inc., Member SIPC. Securities products and services, including unswept intraday funds and net credit balances held in brokerage accounts are not deposits or other obligations of, or guaranteed by, any bank, are not FDIC insured, and are subject to investment risk and may lose value. SIPC does not cover balances held at banks affiliated with Schwab in the Bank Sweep and Bank Sweep for Benefit Plans features.

**Short Positions:** Securities sold short will be identified through an "S" in Investment Detail. The market value of these securities will be expressed as a debit and be netted against any long positions in Total Account Value.

**Yield to Maturity:** This is the actual average annual return on a note if held to maturity.

**Gain (or Loss):** Unrealized Gain or (Loss) and Realized Gain or (Loss) sections ("Gain/Loss Section(s)") contain a gain or a loss summary of your Account. This information has been provided on this statement at the request of your Advisor. This information is not a solicitation or a recommendation to buy or sell. It may, however, be helpful for investment and tax planning strategies. **Schwab does not provide tax advice and encourages you to consult with your tax professional. Please view the Cost Basis Disclosure Statement for additional information on how gain (or loss) is calculated and how Schwab reports adjusted cost basis information to the IRS.**

**Accrued Income:** Accrued Income is the sum of the total accrued interest and/or accrued dividends on positions held in your Account, but the interest and/or dividends have not been received into your account. Schwab makes no representation that the amounts shown (or any other amount) will be received. Accrued amounts are not covered by SIPC account protection until actually received and held in the Account.

**IN CASE OF ERRORS OR DISCREPANCIES:** If you find an error or discrepancy relating to your brokerage activity (other than an electronic fund transfer) you must notify us promptly, but no later than 10 days after this statement is sent or made available to you. If this statement shows that we have mailed or delivered security certificate(s) that you have not received, notify Schwab immediately. You may call us at 800-515-2157. Any oral communications should be re-confirmed in writing to further protect your rights, including rights under the Securities Investor Protection Act (SIPA). If you do not so notify us, you agree that the statement activity and Account balance are correct for all purposes with respect to those brokerage transactions.

**IN CASE OF COMPLAINTS:** If you have a complaint regarding your Schwab statement, products or services, please write to the Client Advocacy Team at Charles Schwab & Co., Inc., Attention: Client Advocacy Team, 211 Main St., San Francisco, CA 94105, USA, or call Schwab Signature Alliance at 800-515-2157.

**Address Changes:** If you fail to notify Schwab in writing of any change of address or phone number, you may not receive important notifications about your Account, and trading or other restrictions might be placed on your Account.

**Additional Information:**

We are required by law to report to the Internal Revenue Service adjusted cost basis information (if applicable), certain payments to you and credits to your Account during the calendar year. Retain this statement for income tax purposes. A financial statement for your inspection is available at Schwab's offices or a copy will be mailed to you upon written request. Any third party trademarks appearing herein are the property of their respective owners. Schwab and Charles Schwab Bank are affiliates of each other and subsidiaries of the Charles Schwab Corporation.

(1017-7MAX)



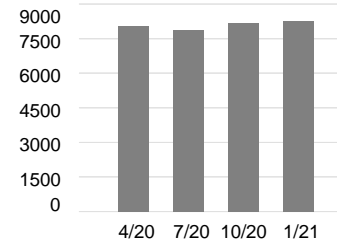
Schwab One® Account of  
**CITY OF HIDDEN HILLS**  
**MGR: BELLE HAVEN INVESTMENTS**

Account Number  
**6201-0150**

Statement Period  
**January 1-31, 2021**

**Account Value as of 01/31/2021: \$ 8,293,549.51**

Change in Account Value	This Period	Year to Date	Account Value [in Thousands]
<b>Starting Value</b>	<b>\$ 8,286,441.58</b>	<b>\$ 8,286,441.58</b>	
Credits	13,865.48	13,865.48	
Debits	(10,421.16)	(10,421.16)	
Transfer of Securities (In/Out)	0.00	0.00	
Income Reinvested	0.00	0.00	
Change in Value of Investments	3,663.61	3,663.61	
<b>Ending Value on 01/31/2021</b>	<b>\$ 8,293,549.51</b>	<b>\$ 8,293,549.51</b>	
<i>Accrued Income<sup>d</sup></i>	<i>76,015.00</i>		
<b>Ending Value with Accrued Income<sup>d</sup></b>	<b>\$ 8,369,564.51</b>		
<b>Total Change in Account Value</b>	<b>\$ 7,107.93</b>	<b>\$ 7,107.93</b>	
<b>Total Change with Accrued Income<sup>d</sup></b>	<b>\$ 83,122.93</b>		



Asset Composition	Market Value	% of Account Assets
Bank Sweep <sup>x,z</sup>	\$ 34,661.98	<1%
Fixed Income	8,258,887.53	100%
<b>Total Assets Long</b>	<b>\$ 8,293,549.51</b>	
<b>Total Account Value</b>	<b>\$ 8,293,549.51</b>	<b>100%</b>



Your Independent Investment Advisor is not affiliated with or an agent of Schwab and Schwab does not supervise or endorse your Advisor.



Schwab One® Account of  
**CITY OF HIDDEN HILLS**  
**MGR: BELLE HAVEN INVESTMENTS**

Account Number  
**6201-0150**

Statement Period  
**January 1-31, 2021**

Gain or (Loss) Summary	Realized Gain or (Loss) This Period		Unrealized Gain or (Loss)
	Short Term	Long Term	
<b>All Investments</b>	\$0.00	\$0.00	\$291,338.34 <sup>b</sup>

Values may not reflect all of your gains/losses. Cost basis may change and be adjusted in certain cases. Statement information should not be used for tax preparation, instead refer to official tax documents. For additional gain or (loss) information refer to Terms and Conditions.

Income Summary	This Period		Year to Date	
	Federally Tax-Exempt <sup>1</sup>	Federally Taxable	Federally Tax-Exempt <sup>1</sup>	Federally Taxable
Bank Sweep Interest	0.00	0.96	0.00	0.96
Municipal Bond Interest	2,375.00	11,489.52	2,375.00	11,489.52
<b>Total Income</b>	<b>2,375.00</b>	<b>11,490.48</b>	<b>2,375.00</b>	<b>11,490.48</b>

<sup>1</sup>Certain income in this category may qualify for state tax exemption; consult your tax advisor.

Cash Transactions Summary	This Period	Year to Date
<b>Starting Cash *</b>	<b>\$ 31,217.66</b>	<b>\$ 31,217.66</b>
Deposits and other Cash Credits	0.00	0.00
Investments Sold	0.00	0.00
Dividends and Interest	13,865.48	13,865.48
Withdrawals and other Debits	0.00	0.00
Investments Purchased	0.00	0.00
Fees and Charges	(10,421.16)	(10,421.16)
<b>Total Cash Transaction Detail</b>	<b>3,444.32</b>	<b>3,444.32</b>
<b>Ending Cash *</b>	<b>\$ 34,661.98</b>	<b>\$ 34,661.98</b>

\*Cash (includes any cash debit balance) held in your account plus the value of any cash invested in a sweep money fund.



Schwab One® Account of  
**CITY OF HIDDEN HILLS**  
**MGR: BELLE HAVEN INVESTMENTS**

Account Number  
**6201-0150**

Statement Period  
**January 1-31, 2021**

### Investment Detail - Bank Sweep

Bank Sweep	Starting Balance	Ending Balance	% of Account Assets
Bank Sweep <sup>X,Z</sup>	31,217.66	34,661.98	<1%
<b>Total Bank Sweep</b>	<b>31,217.66</b>	<b>34,661.98</b>	<b>&lt;1%</b>
<b>Total Bank Sweep</b>		<b>34,661.98</b>	<b>&lt;1%</b>

### Investment Detail - Fixed Income

	Par	Market Price	Market Value	Adjusted Cost Basis	% of Account Assets	Unrealized Gain or (Loss)	Estimated Annual Income
<b>Corporate Bonds</b>			<i>Cost Basis</i>				<i>Yield to Maturity</i>
<b>WELLS FARGO &amp; CO</b> <b>2.5%21</b>	<b>250,000.0000</b>	<b>100.25000</b>	<b>250,625.00</b>	<b>249,392.50</b>	<b>3%</b>	<b>1,232.50</b>	<b>6,250.00</b>
DUE 03/04/21			<i>249,392.50</i>				<i>2.55%</i>
CUSIP: 949746RS2							
MOODY'S: A2 S&P: BBB+							<b>Accrued Interest: 2,552.08</b>
<b>CENTERPOINT ENER</b> <b>9.15%21</b>	<b>200,000.0000</b>	<b>101.01490</b>	<b>202,029.80</b>	<b>206,440.99</b>	<b>2%</b>	<b>(4,411.19)<sup>b</sup></b>	<b>18,300.00</b>
DUE 03/15/21			<i>248,137.74</i>				<i>2.62%</i>
CUSIP: 442164BL2							
MOODY'S: A2 S&P: A							<b>Accrued Interest: 6,913.33</b>
<b>DUKE ENERGY PRO</b> <b>8.625%21</b>	<b>15,000.0000</b>	<b>104.92330</b>	<b>15,738.50</b>	<b>15,885.32</b>	<b>&lt;1%</b>	<b>(146.82)<sup>b</sup></b>	<b>1,293.75</b>
DUE 09/15/21			<i>19,310.00</i>				<i>2.60%</i>
CUSIP: 144141BP2							
MOODY'S: Aa3 S&P: A							<b>Accrued Interest: 488.75</b>

Schwab has provided accurate gain and loss information wherever possible for most investments. Cost basis data may be incomplete or unavailable for some of your holdings. Please see "Endnotes for Your Account" section for an explanation of the endnote codes and symbols on this statement.





**Investment Detail - Fixed Income (continued)**

	Par	Market Price	Market Value	Adjusted Cost Basis	% of Account Assets	Unrealized Gain or (Loss)	Estimated Annual Income
			<i>Cost Basis</i>				Yield to Maturity
<b>Corporate Bonds</b> (continued)							
<b>SUSQUEHANNA BAN</b> <b>5.375%22</b>	<b>180,000.0000</b>	<b>106.75660</b>	<b>192,161.88</b>	<b>190,047.80</b>	<b>2%</b>	<b>2,114.08<sup>b</sup></b>	<b>9,675.00</b>
DUE 08/15/22			<i>194,525.13</i>				2.49%
CUSIP: 869099AH4							
MOODY'S: A3 S&P: A-							
						<b>Accrued Interest: 4,461.25</b>	
<b>TAMPA ELECTRIC CO</b> <b>2.6%22</b>	<b>475,000.0000</b>	<b>102.84960</b>	<b>488,535.60</b>	<b>467,372.50</b>	<b>6%</b>	<b>21,163.10</b>	<b>12,350.00</b>
DUE 09/15/22			<i>467,372.50</i>				2.91%
CALLABLE 06/15/22 AT 100.00000							
CUSIP: 875127BB7							
MOODY'S: A3 S&P: BBB+							
						<b>Accrued Interest: 4,665.56</b>	
<b>CAMDEN PROPERTY</b> <b>2.95%22</b>	<b>110,000.0000</b>	<b>104.00670</b>	<b>114,407.37</b>	<b>109,158.70</b>	<b>1%</b>	<b>5,248.67</b>	<b>3,245.00</b>
DUE 12/15/22			<i>109,158.70</i>				3.09%
CALLABLE 09/15/22 AT 100.00000							
CUSIP: 133131AT9							
MOODY'S: A3 S&P: A-							
						<b>Accrued Interest: 414.64</b>	
<b>HOWARD UNIVERSI</b> <b>1.991%25</b>	<b>250,000.0000</b>	<b>101.83120</b>	<b>254,578.00</b>	<b>250,014.88</b>	<b>3%</b>	<b>4,563.12<sup>b</sup></b>	<b>4,977.50</b>
DUE 10/01/25			<i>250,018.47</i>				1.98%
CUSIP: 442851AP6							
MOODY'S: NR S&P: AA							
						<b>Accrued Interest: 1,659.17</b>	

Schwab has provided accurate gain and loss information wherever possible for most investments. Cost basis data may be incomplete or unavailable for some of your holdings. Please see "Endnotes for Your Account" section for an explanation of the endnote codes and symbols on this statement.



**Investment Detail - Fixed Income (continued)**

	Par	Market Price	Market Value	Adjusted Cost Basis	% of Account Assets	Unrealized Gain or (Loss)	Estimated Annual Income
<b>Corporate Bonds</b> (continued)			<i>Cost Basis</i>				Yield to Maturity
<b>HOWARD UNIVERSI</b> <b>2.291%26</b>	25,000.0000	101.16370	25,290.93	25,084.75	<1%	206.18	572.75
DUE 10/01/26			25,084.75				2.22%
CUSIP: 442851AQ4							
MOODY'S: NR S&P: AA							
						<b>Accrued Interest: 190.92</b>	
<b>Total Corporate Bonds</b>	<b>1,505,000.0000</b>		<b>1,543,367.08</b>	<b>1,513,397.44</b>	<b>19%</b>	<b>29,969.64<sup>b</sup></b>	<b>56,664.00</b>
			<b>Total Cost Basis:</b>	<b>1,562,999.79</b>			
						<b>Total Accrued Interest for Corporate Bonds: 21,345.70</b>	
<b>Municipal Bonds</b>			<i>Cost Basis</i>				Yield to Maturity
<b>MANITOWOC WI</b> <b>3.55%21</b>	20,000.0000	100.00000	20,000.00	20,078.17	<1%	(78.17) <sup>b</sup>	710.00
GO UTX DUE 02/01/21			20,475.80				2.75%
TAXBL							
CUSIP: 563588D58							
MOODY'S: A1 S&P: NR							
						<b>Accrued Interest: 355.00</b>	
<b>CO ST BRD GOV UNI</b> <b>2.7%21</b>	15,000.0000	100.20000	15,030.00	15,017.91	<1%	12.09 <sup>b</sup>	405.00
PUB EDUC DUE 03/01/21			15,114.50				2.45%
TAXBL							
ESCROWED TO MATURITY							
CUSIP: 196707UE1							
MOODY'S: Aa3 S&P: A+							
						<b>Accrued Interest: 168.75</b>	

Schwab has provided accurate gain and loss information wherever possible for most investments. Cost basis data may be incomplete or unavailable for some of your holdings. Please see "Endnotes for Your Account" section for an explanation of the endnote codes and symbols on this statement.



**Investment Detail - Fixed Income (continued)**

	Par	Market Price	Market Value	Adjusted Cost Basis	% of Account Assets	Unrealized Gain or (Loss)	Estimated Annual Income
			<i>Cost Basis</i>				Yield to Maturity
<b>Municipal Bonds</b>							
<i>(continued)</i>							
<b>CO ST BLDG SCH</b> <b>4.125%30</b>	<b>10,000.0000</b>	<b>100.48500</b>	<b>10,048.50</b>	<b>10,041.05</b>	<b>&lt;1%</b>	<b>7.45<sup>b</sup></b>	<b>412.50</b>
SCH COPS DUE 03/15/30 OID XTRO PRE-REFUNDED 03/15/21 AT 100.00000 CUSIP: 19668QEV3 MOODY'S: Aa2 S&P: AA-			<i>10,078.90</i>				4.02%
						<b>Accrued Interest: 155.83</b>	
<b>SALT LAKE CTY U</b> <b>4.161%21</b>	<b>15,000.0000</b>	<b>100.60400</b>	<b>15,090.60</b>	<b>15,115.58</b>	<b>&lt;1%</b>	<b>(24.98)<sup>b</sup></b>	<b>624.15</b>
TAXI TAX DUE 04/01/21 TAXBL CUSIP: 79560CAF6 MOODY'S: Aa3 S&P: NR			<i>15,752.15</i>				2.59%
						<b>Accrued Interest: 208.05</b>	
<b>U CAL REGTS MED</b> <b>5.035%21</b>	<b>30,000.0000</b>	<b>101.32000</b>	<b>30,396.00</b>	<b>30,436.31</b>	<b>&lt;1%</b>	<b>(40.31)<sup>b</sup></b>	<b>1,510.50</b>
UNIV EDUC DUE 05/15/21 XTRO TAXBL CUSIP: 913366EJ5 MOODY'S: Aa3 S&P: AA-			<i>33,884.30</i>				2.09%
						<b>Accrued Interest: 318.88</b>	
<b>SANTA CLARA VY</b> <b>2.387%21</b>	<b>150,000.0000</b>	<b>100.73400</b>	<b>151,101.00</b>	<b>150,002.31</b>	<b>2%</b>	<b>1,098.69<sup>b</sup></b>	<b>3,580.50</b>
WTR COPS DUE 06/01/21 XTRO TAXBL CUSIP: 80168FMA1 MOODY'S: Aa1 S&P: NR			<i>150,025.00</i>				2.38%
						<b>Accrued Interest: 596.75</b>	

Schwab has provided accurate gain and loss information wherever possible for most investments. Cost basis data may be incomplete or unavailable for some of your holdings. Please see "Endnotes for Your Account" section for an explanation of the endnote codes and symbols on this statement.



**Investment Detail - Fixed Income** (continued)

	Par	Market Price	Market Value	Adjusted Cost Basis	% of Account Assets	Unrealized Gain or (Loss)	Estimated Annual Income
			<i>Cost Basis</i>				Yield to Maturity
<b>Municipal Bonds</b> (continued)							
<b>TULSA OK ARPT I</b> <b>2.657%21</b>	<b>75,000.0000</b>	<b>100.36300</b>	<b>75,272.25</b>	<b>75,002.57</b>	<b>&lt;1%</b>	<b>269.68<sup>b</sup></b>	<b>1,992.75</b>
AIR TRAN DUE 06/01/21 XTRO TAXBL CUSIP: 899647RF0 MOODY'S: Baa1 S&P: AA			<i>75,020.00</i>				0.00%
						<b>Accrued Interest: 332.13</b>	
<b>PHOENIX AZ CVC I</b> <b>1.94%21</b>	<b>10,000.0000</b>	<b>100.71100</b>	<b>10,071.10</b>	<b>9,787.50</b>	<b>&lt;1%</b>	<b>283.60</b>	<b>194.00</b>
EXCISE TAX DUE 07/01/21 TAXBL CUSIP: 71884AB73 MOODY'S: Aa2 S&P: AAA			<i>9,787.50</i>				2.56%
						<b>Accrued Interest: 16.17</b>	
<b>ROCKDALE COUNTY</b> <b>2.27%21</b>	<b>10,000.0000</b>	<b>100.84700</b>	<b>10,084.70</b>	<b>9,912.50</b>	<b>&lt;1%</b>	<b>172.20</b>	<b>227.00</b>
COMB UTIL DUE 07/01/21 TAXBL ESCROWED TO MATURITY CUSIP: 773038DL5 MOODY'S: Aa2 S&P: NR			<i>9,912.50</i>				2.52%
						<b>Accrued Interest: 18.92</b>	
<b>PORTSMOUTH VA</b> <b>2.65%21</b>	<b>10,000.0000</b>	<b>101.09800</b>	<b>10,109.80</b>	<b>10,003.33</b>	<b>&lt;1%</b>	<b>106.47<sup>b</sup></b>	<b>265.00</b>
GO UTX DUE 07/15/21 TAXBL CUSIP: 73723RMX8 MOODY'S: Aa2 S&P: AA			<i>10,023.20</i>				2.58%
						<b>Accrued Interest: 11.78</b>	

Schwab has provided accurate gain and loss information wherever possible for most investments. Cost basis data may be incomplete or unavailable for some of your holdings. Please see "Endnotes for Your Account" section for an explanation of the endnote codes and symbols on this statement.



**Investment Detail - Fixed Income (continued)**

	Par	Market Price	Market Value	Adjusted Cost Basis	% of Account Assets	Unrealized Gain or (Loss)	Estimated Annual Income
			<i>Cost Basis</i>				Yield to Maturity
<b>Municipal Bonds (continued)</b>							
<b>FOLSOM CALIFORNIA R 2%21</b>	<b>10,000.0000</b>	<b>100.77600</b>	<b>10,077.60</b>	<b>9,656.30</b>	<b>&lt;1%</b>	<b>421.30</b>	<b>200.00</b>
ALLC TAX DUE 08/01/21 OID TAXBL CUSIP: 34439TBB1 MOODY'S: NR S&P: A+			9,656.30				2.99%
						<b>Accrued Interest: 100.00</b>	
<b>SACRAMENTO CA PE 6.12%21</b>	<b>55,000.0000</b>	<b>102.76900</b>	<b>56,522.95</b>	<b>56,615.54</b>	<b>&lt;1%</b>	<b>(92.59)<sup>b</sup></b>	<b>3,366.00</b>
REV LTX DUE 08/01/21 TAXBL ASSURED GUARANTY M CUSIP: 786056BC4 MOODY'S: A2 S&P: AA			60,701.25				N/A <sup>y</sup>
						<b>Accrued Interest: 1,683.00</b>	
<b>SOLANO CA CCD 3.209%21</b>	<b>10,000.0000</b>	<b>101.44700</b>	<b>10,144.70</b>	<b>10,093.67</b>	<b>&lt;1%</b>	<b>51.03<sup>b</sup></b>	<b>320.90</b>
COLL EDUC DUE 08/01/21 TAXBL CUSIP: 83412PDZ2 MOODY'S: Aa2 S&P: AA			10,424.50				2.25%
						<b>Accrued Interest: 160.45</b>	
<b>ALAMEDA CALIF C 3.226%21</b>	<b>15,000.0000</b>	<b>101.73200</b>	<b>15,259.80</b>	<b>15,155.47</b>	<b>&lt;1%</b>	<b>104.33<sup>b</sup></b>	<b>483.90</b>
ALLC TAX DUE 09/01/21 TAXBL BUILD AMERICA MUTU CUSIP: 010775AR5 MOODY'S: NR S&P: AA			15,742.85				2.17%
						<b>Accrued Interest: 201.63</b>	

Schwab has provided accurate gain and loss information wherever possible for most investments. Cost basis data may be incomplete or unavailable for some of your holdings. Please see "Endnotes for Your Account" section for an explanation of the endnote codes and symbols on this statement.



**Investment Detail - Fixed Income** (continued)

	Par	Market Price	Market Value	Adjusted Cost Basis	% of Account Assets	Unrealized Gain or (Loss)	Estimated Annual Income
			<i>Cost Basis</i>				Yield to Maturity
<b>Municipal Bonds</b> (continued)							
<b>N TX TWY AUTH 5%21</b>	<b>10,000.0000</b>	<b>102.83100</b>	<b>10,283.10</b>	<b>10,165.04</b>	<b>&lt;1%</b>	<b>118.06<sup>b</sup></b>	<b>500.00</b>
TOLL TRAN DUE 09/01/21			10,234.20				3.30%
ESCROWED TO MATURITY							
CUSIP: 66285WGZ3							
MOODY'S: NR S&P: NR							
						<b>Accrued Interest: 208.33</b>	
<b>OAKLAND CA RDA 8%22</b>	<b>10,000.0000</b>	<b>104.50600</b>	<b>10,450.60</b>	<b>10,397.58</b>	<b>&lt;1%</b>	<b>53.02<sup>b</sup></b>	<b>800.00</b>
ALLC TAX DUE 09/01/22			10,563.63				5.48%
OID TAXBL							
PRE-REFUNDED 09/01/21							
AT 100.00000							
CUSIP: 67232PAZ6							
MOODY'S: WR S&P: NR							
						<b>Accrued Interest: 333.33</b>	
<b>STOCKTON CALIFO 2.125%21</b>	<b>10,000.0000</b>	<b>100.83000</b>	<b>10,083.00</b>	<b>9,712.60</b>	<b>&lt;1%</b>	<b>370.40</b>	<b>212.50</b>
ALLC TAX DUE 09/01/21			9,712.60				2.94%
OID TAXBL							
CUSIP: 861403AS2							
MOODY'S: NR S&P: AA							
						<b>Accrued Interest: 88.54</b>	
<b>ALLENTOWN PA 2.94%21</b>	<b>155,000.0000</b>	<b>101.37200</b>	<b>157,126.60</b>	<b>155,007.39</b>	<b>2%</b>	<b>2,119.21<sup>b</sup></b>	<b>4,557.00</b>
GO UTX DUE 10/01/21			155,020.00				2.93%
TAXBL							
CUSIP: 018340SF7							
MOODY'S: NR S&P: AA							
						<b>Accrued Interest: 1,519.00</b>	

Schwab has provided accurate gain and loss information wherever possible for most investments. Cost basis data may be incomplete or unavailable for some of your holdings. Please see "Endnotes for Your Account" section for an explanation of the endnote codes and symbols on this statement.



**Investment Detail - Fixed Income** (continued)

	Par	Market Price	Market Value	Adjusted Cost Basis	% of Account Assets	Unrealized Gain or (Loss)	Estimated Annual Income
			<i>Cost Basis</i>				Yield to Maturity
<b>Municipal Bonds</b> (continued)							
<b>LAREDO TX INTL TOLL</b> <b>4%21</b>	<b>50,000.0000</b>	<b>101.97800</b>	<b>50,989.00</b>	<b>50,573.09</b>	<b>&lt;1%</b>	<b>415.91<sup>b</sup></b>	<b>2,000.00</b>
TOLL TRAN DUE 10/01/21			<i>52,131.00</i>				2.82%
TAXBL BUILD AMERICA MUTU CUSIP: 516858LF2 MOODY'S: A2 S&P: AA							<b>Accrued Interest: 666.67</b>
<b>CALIFORNIA ST 5.7%21</b>	<b>10,000.0000</b>	<b>104.12400</b>	<b>10,412.40</b>	<b>10,365.60</b>	<b>&lt;1%</b>	<b>46.80<sup>b</sup></b>	<b>570.00</b>
GO UTX DUE 11/01/21			<i>11,802.90</i>				1.98%
OID XTRO TAXBL CUSIP: 13063BJA1 MOODY'S: Aa2 S&P: AA-							<b>Accrued Interest: 142.50</b>
<b>LOS ANGELES CAL</b> <b>3.432%21</b>	<b>15,000.0000</b>	<b>102.34000</b>	<b>15,351.00</b>	<b>15,136.43</b>	<b>&lt;1%</b>	<b>214.57<sup>b</sup></b>	<b>514.80</b>
LEAS BLDG DUE 11/01/21			<i>15,523.10</i>				2.50%
TAXBL CUSIP: 544587C48 MOODY'S: NR S&P: AA-							<b>Accrued Interest: 128.70</b>
<b>SAN PABLO CALIFO</b> <b>2.95%21</b>	<b>25,000.0000</b>	<b>101.78400</b>	<b>25,446.00</b>	<b>25,065.47</b>	<b>&lt;1%</b>	<b>380.53<sup>b</sup></b>	<b>737.50</b>
LEAS BLDG DUE 11/01/21			<i>25,308.00</i>				2.68%
XTRO TAXBL ASSURED GUARA CUSIP: 799135AK4 MOODY'S: NR S&P: AA							<b>Accrued Interest: 184.38</b>

Schwab has provided accurate gain and loss information wherever possible for most investments. Cost basis data may be incomplete or unavailable for some of your holdings. Please see "Endnotes for Your Account" section for an explanation of the endnote codes and symbols on this statement.



Schwab One® Account of  
**CITY OF HIDDEN HILLS**  
**MGR: BELLE HAVEN INVESTMENTS**

Account Number  
**6201-0150**

Statement Period  
**January 1-31, 2021**

**Investment Detail - Fixed Income** (continued)

	Par	Market Price	Market Value	Adjusted Cost Basis	% of Account Assets	Unrealized Gain or (Loss)	Estimated Annual Income
			<i>Cost Basis</i>				Yield to Maturity
<b>Municipal Bonds</b> (continued)							
<b>LOS ANGELES COUN</b> <b>3.18%21</b>	<b>35,000.0000</b>	<b>102.35700</b>	<b>35,824.95</b>	<b>35,162.84</b>	<b>&lt;1%</b>	<b>662.11<sup>b</sup></b>	<b>1,113.00</b>
LEAS BLDG DUE 12/01/21 TAXBL CUSIP: 54473ERT3 MOODY'S: Aa2 S&P: AA+			35,628.65				2.70%
						<b>Accrued Interest: 185.50</b>	
<b>MA ST HSG FA</b> 2.75%21	<b>5,000.0000</b>	<b>100.77800</b>	<b>5,038.90</b>	<b>5,001.72</b>	<b>&lt;1%</b>	<b>37.18<sup>b</sup></b>	<b>137.50</b>
MULT HSG DUE 12/01/21 XTRO TAXBL CUSIP: 57586NT76 MOODY'S: Aa2 S&P: AA			5,006.57				2.71%
						<b>Accrued Interest: 22.92</b>	
<b>MELROSE PK IL</b> 2.3%21	<b>15,000.0000</b>	<b>101.17700</b>	<b>15,176.55</b>	<b>14,485.55</b>	<b>&lt;1%</b>	<b>691.00</b>	<b>345.00</b>
GO UTX DUE 12/15/21 TAXBL CUSIP: 585650PK4 MOODY'S: NR S&P: AA			14,485.55				3.21%
						<b>Accrued Interest: 44.08</b>	
<b>OAKLAND CA PEN OBG</b> <b>0%21</b>	<b>15,000.0000</b>	<b>99.01100</b>	<b>14,851.65</b>	<b>14,600.81</b>	<b>&lt;1%</b>	<b>250.84<sup>b</sup></b>	<b>0.00</b>
REV LTX DUE 12/15/21 OID TAXBL ASSURED GUARAN CUSIP: 672319BS8 MOODY'S: Aa2 S&P: AA			13,331.15				2.96%
						<b>Accrued Interest: 0.00</b>	

Schwab has provided accurate gain and loss information wherever possible for most investments. Cost basis data may be incomplete or unavailable for some of your holdings. Please see "Endnotes for Your Account" section for an explanation of the endnote codes and symbols on this statement.





**Investment Detail - Fixed Income** (continued)

	Par	Market Price	Market Value	Adjusted Cost Basis	% of Account Assets	Unrealized Gain or (Loss)	Estimated Annual Income
			<i>Cost Basis</i>				Yield to Maturity
<b>Municipal Bonds</b> (continued)							
<b>SAN FRAN CA COP</b> <b>2.384%22</b>	<b>25,000.0000</b>	<b>102.27500</b>	<b>25,568.75</b>	<b>24,454.00</b>	<b>&lt;1%</b>	<b>1,114.75</b>	<b>596.00</b>
IMPT COPS DUE 04/01/22 XTRO TAXBL CUSIP: 79765DR77 MOODY'S: Aa2 S&P: AA+			<i>24,454.00</i>				2.92%
						<b>Accrued Interest: 198.67</b>	
<b>SD HSG DEV AUTH</b> <b>2.65%22</b>	<b>10,000.0000</b>	<b>102.39900</b>	<b>10,239.90</b>	<b>9,999.40</b>	<b>&lt;1%</b>	<b>240.50</b>	<b>265.00</b>
SING HSG DUE 05/01/22 XTRO TAXBL CUSIP: 83756CLY9 MOODY'S: Aaa S&P: AAA			<i>9,999.40</i>				2.65%
						<b>Accrued Interest: 66.25</b>	
<b>ONTARIO CALIFOR</b> <b>2.484%22</b>	<b>30,000.0000</b>	<b>101.69100</b>	<b>30,507.30</b>	<b>29,489.40</b>	<b>&lt;1%</b>	<b>1,017.90</b>	<b>745.20</b>
AIR TRAN DUE 05/15/22 XTRO TAXBL CUSIP: 683042AF2 MOODY'S: NR S&P: AA			<i>29,489.40</i>				N/A <sup>Y</sup>
						<b>Accrued Interest: 157.32</b>	
<b>HOMESTEAD FLORI</b> <b>2.575%22</b>	<b>15,000.0000</b>	<b>101.54200</b>	<b>15,231.30</b>	<b>14,839.85</b>	<b>&lt;1%</b>	<b>391.45</b>	<b>386.25</b>
EXCISE TAX DUE 07/01/22 TAXBL CUSIP: 437765AE0 MOODY'S: A1 S&P: AA			<i>14,839.85</i>				2.81%
						<b>Accrued Interest: 32.19</b>	

Schwab has provided accurate gain and loss information wherever possible for most investments. Cost basis data may be incomplete or unavailable for some of your holdings. Please see "Endnotes for Your Account" section for an explanation of the endnote codes and symbols on this statement.



**Investment Detail - Fixed Income** (continued)

	Par	Market Price	Market Value	Adjusted Cost Basis	% of Account Assets	Unrealized Gain or (Loss)	Estimated Annual Income
			<i>Cost Basis</i>				Yield to Maturity
<b>Municipal Bonds</b> (continued)							
<b>NORTH CAROLINA</b> <b>3.558%22</b>	<b>145,000.0000</b>	<b>104.08800</b>	<b>150,927.60</b>	<b>145,927.95</b>	<b>2%</b>	<b>4,999.65<sup>b</sup></b>	<b>5,159.10</b>
ELEC UTIL DUE 07/01/22			147,064.86				3.11%
TAXBL ASSURED GUARANTY M CUSIP: 65819WAP8 MOODY'S: A2 S&P: AA							<b>Accrued Interest: 429.93</b>
<b>CHOWCHILLA CALIF</b> <b>3.13%22</b>	<b>10,000.0000</b>	<b>103.22700</b>	<b>10,322.70</b>	<b>9,938.40</b>	<b>&lt;1%</b>	<b>384.30</b>	<b>313.00</b>
REV UTX DUE 07/15/22			9,938.40				3.40%
TAXBL CUSIP: 170466AD8 MOODY'S: NR S&P: A+							<b>Accrued Interest: 13.91</b>
<b>CA HSG FIN AGY</b> <b>2.662%22</b>	<b>30,000.0000</b>	<b>102.82500</b>	<b>30,847.50</b>	<b>30,103.57</b>	<b>&lt;1%</b>	<b>743.93<sup>b</sup></b>	<b>798.60</b>
SING HSG DUE 08/01/22			30,242.90				2.48%
XTRO TAXBL CUSIP: 13034PZK6 MOODY'S: Aa3 S&P: AA							<b>Accrued Interest: 399.30</b>
<b>COACHELLA VY CA</b> <b>3.429%22</b>	<b>20,000.0000</b>	<b>103.44800</b>	<b>20,689.60</b>	<b>20,105.01</b>	<b>&lt;1%</b>	<b>584.59<sup>b</sup></b>	<b>685.80</b>
IMPT SCH DUE 08/01/22			20,122.00				3.15%
TAXBL BUILD AMERICA MUTU CUSIP: 189849LA8 MOODY'S: A2 S&P: AA							<b>Accrued Interest: 342.90</b>

Schwab has provided accurate gain and loss information wherever possible for most investments. Cost basis data may be incomplete or unavailable for some of your holdings. Please see "Endnotes for Your Account" section for an explanation of the endnote codes and symbols on this statement.



**Investment Detail - Fixed Income** (continued)

	Par	Market Price	Market Value	Adjusted Cost Basis	% of Account Assets	Unrealized Gain or (Loss)	Estimated Annual Income
			<i>Cost Basis</i>				Yield to Maturity
<b>Municipal Bonds</b> (continued)							
<b>HMTN TWP MERCER</b> <b>3.019%22</b>	<b>10,000.0000</b>	<b>102.84100</b>	<b>10,284.10</b>	<b>10,049.23</b>	<b>&lt;1%</b>	<b>234.87<sup>b</sup></b>	<b>301.90</b>
GO UTX DUE 08/01/22 TAXBL CUSIP: 408054C28 MOODY'S: NR S&P: AA			<i>10,110.40</i>				2.76%
						<b>Accrued Interest: 150.95</b>	
<b>LANCASTER CALIFORNI</b> <b>3%22</b>	<b>25,000.0000</b>	<b>103.54100</b>	<b>25,885.25</b>	<b>25,071.40</b>	<b>&lt;1%</b>	<b>813.85<sup>b</sup></b>	<b>750.00</b>
ALLC TAX DUE 08/01/22 OID TAXBL BUILD AMERICA CUSIP: 513802AX6 MOODY'S: NR S&P: AA			<i>25,163.00</i>				2.85%
						<b>Accrued Interest: 375.00</b>	
<b>MD ST CDA HSG 2.2%22</b>	<b>15,000.0000</b>	<b>102.25300</b>	<b>15,337.95</b>	<b>14,625.05</b>	<b>&lt;1%</b>	<b>712.90</b>	<b>330.00</b>
SING HSG DUE 09/01/22 TAXBL CUSIP: 57419RC29 MOODY'S: Aa1 S&P: NR			<i>14,625.05</i>				2.76%
						<b>Accrued Interest: 137.50</b>	
<b>YUBA CALIFORNIA</b> <b>3.17%22</b>	<b>15,000.0000</b>	<b>103.45300</b>	<b>15,517.95</b>	<b>15,147.76</b>	<b>&lt;1%</b>	<b>370.19<sup>b</sup></b>	<b>475.50</b>
WTR UTIL DUE 09/01/22 TAXBL CUSIP: 988211BP2 MOODY'S: NR S&P: AA			<i>15,345.35</i>				2.66%
						<b>Accrued Interest: 198.13</b>	

Schwab has provided accurate gain and loss information wherever possible for most investments. Cost basis data may be incomplete or unavailable for some of your holdings. Please see "Endnotes for Your Account" section for an explanation of the endnote codes and symbols on this statement.



**Investment Detail - Fixed Income** (continued)

	Par	Market Price	Market Value	Adjusted Cost Basis	% of Account Assets	Unrealized Gain or (Loss)	Estimated Annual Income
			<i>Cost Basis</i>				Yield to Maturity
<b>Municipal Bonds</b> (continued)							
<b>HEMET CA USD CO</b> <b>2.539%22</b>	<b>15,000.0000</b>	<b>101.80700</b>	<b>15,271.05</b>	<b>14,711.00</b>	<b>&lt;1%</b>	<b>560.05</b>	<b>380.85</b>
SCH COPS DUE 10/01/22 XTRO TAXBL CUSIP: 423551GB0 MOODY'S: NR S&P: AA			<i>14,711.00</i>				2.96%
						<b>Accrued Interest: 126.95</b>	
<b>LAREDO TX INTL TOLL</b> <b>4%22</b>	<b>35,000.0000</b>	<b>104.96100</b>	<b>36,736.35</b>	<b>35,723.89</b>	<b>&lt;1%</b>	<b>1,012.46<sup>b</sup></b>	<b>1,400.00</b>
TOLL TRAN DUE 10/01/22 TAXBL BUILD AMERICA MUTU CUSIP: 516858LG0 MOODY'S: A2 S&P: AA			<i>36,691.60</i>				2.92%
						<b>Accrued Interest: 466.67</b>	
<b>OSCEOLA CO FL TO</b> <b>2.72%22</b>	<b>10,000.0000</b>	<b>102.73700</b>	<b>10,273.70</b>	<b>9,939.00</b>	<b>&lt;1%</b>	<b>334.70</b>	<b>272.00</b>
SPL TAX DUE 10/01/22 TAXBL CUSIP: 68803PCW8 MOODY'S: NR S&P: AA			<i>9,939.00</i>				2.85%
						<b>Accrued Interest: 90.67</b>	
<b>SAN FRAN CALIFOR</b> <b>4.65%22</b>	<b>20,000.0000</b>	<b>107.10000</b>	<b>21,420.00</b>	<b>20,732.00</b>	<b>&lt;1%</b>	<b>688.00<sup>b</sup></b>	<b>930.00</b>
SWR UTIL DUE 10/01/22 TAXBL CUSIP: 79768HAA6 MOODY'S: Aa2 S&P: AA			<i>21,762.00</i>				2.75%
						<b>Accrued Interest: 310.00</b>	

Schwab has provided accurate gain and loss information wherever possible for most investments. Cost basis data may be incomplete or unavailable for some of your holdings. Please see "Endnotes for Your Account" section for an explanation of the endnote codes and symbols on this statement.



**Investment Detail - Fixed Income** (continued)

	Par	Market Price	Market Value	Adjusted Cost Basis	% of Account Assets	Unrealized Gain or (Loss)	Estimated Annual Income
			<i>Cost Basis</i>				Yield to Maturity
<b>Municipal Bonds</b> (continued)							
<b>MI ST STRC FND</b> <b>2.372%22</b>	<b>10,000.0000</b>	<b>103.45200</b>	<b>10,345.20</b>	<b>9,758.30</b>	<b>&lt;1%</b>	<b>586.90</b>	<b>237.20</b>
LEAS BLDG DUE 10/15/22 XTRO TAXBL CUSIP: 594698PJ5 MOODY'S: Aa2 S&P: NR			<i>9,758.30</i>				2.90%
						<b>Accrued Interest: 69.84</b>	
<b>CHULA VISTA CAL</b> <b>2.795%22</b>	<b>50,000.0000</b>	<b>103.91200</b>	<b>51,956.00</b>	<b>50,008.22</b>	<b>&lt;1%</b>	<b>1,947.78<sup>b</sup></b>	<b>1,397.50</b>
LEAS BLDG DUE 12/01/22 TAXBL CUSIP: 17132EBF0 MOODY'S: NR S&P: AA-			<i>50,020.00</i>				2.78%
						<b>Accrued Interest: 232.92</b>	
<b>WOODLAND PARK CO</b> <b>2.65%22</b>	<b>25,000.0000</b>	<b>102.76100</b>	<b>25,690.25</b>	<b>24,855.80</b>	<b>&lt;1%</b>	<b>834.45</b>	<b>662.50</b>
SCH COPS DUE 12/01/22 XTRO TAXBL CUSIP: 97966YAF0 MOODY'S: NR S&P: AA			<i>24,855.80</i>				N/A <sup>y</sup>
						<b>Accrued Interest: 110.42</b>	
<b>BEDFORD PK IL TAX</b> <b>3.9%22</b>	<b>150,000.0000</b>	<b>104.01300</b>	<b>156,019.50</b>	<b>150,004.53</b>	<b>2%</b>	<b>6,014.97<sup>b</sup></b>	<b>5,850.00</b>
TAXI TAX DUE 12/30/22 TAXBL CUSIP: 076393CX3 MOODY'S: NR S&P: AA			<i>150,011.61</i>				3.89%
						<b>Accrued Interest: 503.75</b>	

Schwab has provided accurate gain and loss information wherever possible for most investments. Cost basis data may be incomplete or unavailable for some of your holdings. Please see "Endnotes for Your Account" section for an explanation of the endnote codes and symbols on this statement.



**Investment Detail - Fixed Income** (continued)

	Par	Market Price	Market Value	Adjusted Cost Basis	% of Account Assets	Unrealized Gain or (Loss)	Estimated Annual Income
			<i>Cost Basis</i>				Yield to Maturity
<b>Municipal Bonds</b> (continued)							
<b>POMONA CALIFORN</b> <b>3.632%23</b>	<b>10,000.0000</b>	<b>105.27700</b>	<b>10,527.70</b>	<b>9,659.60</b>	<b>&lt;1%</b>	<b>868.10</b>	<b>363.20</b>
ALLC TAX DUE 02/01/23 TAXBL CUSIP: 73209MAE7 MOODY'S: NR S&P: A+			<i>9,659.60</i>				4.92%
						<b>Accrued Interest: 181.60</b>	
<b>CONNECTICUT ST</b> <b>5.69%23</b>	<b>35,000.0000</b>	<b>111.32500</b>	<b>38,963.75</b>	<b>37,145.95</b>	<b>&lt;1%</b>	<b>1,817.80<sup>b</sup></b>	<b>1,991.50</b>
GO UTX DUE 03/15/23 XTRO TAXBL CUSIP: 20772GE53 MOODY'S: A1 S&P: A			<i>38,355.99</i>				3.12%
						<b>Accrued Interest: 752.34</b>	
<b>FRESNO CALIFORNI</b> <b>3.18%23</b>	<b>25,000.0000</b>	<b>104.00700</b>	<b>26,001.75</b>	<b>25,177.52</b>	<b>&lt;1%</b>	<b>824.23<sup>b</sup></b>	<b>795.00</b>
LEAS BLDG DUE 04/01/23 XTRO TAXBL CUSIP: 358184QG7 MOODY'S: A2 S&P: AA			<i>25,377.25</i>				2.88%
						<b>Accrued Interest: 265.00</b>	
<b>JACKSON TN HOSP</b> <b>4.181%23</b>	<b>125,000.0000</b>	<b>106.13600</b>	<b>132,670.00</b>	<b>125,007.18</b>	<b>2%</b>	<b>7,662.82<sup>b</sup></b>	<b>5,226.25</b>
HOSP HLTH DUE 04/01/23 XTRO TAXBL CUSIP: 46874TFK3 MOODY'S: A2 S&P: A			<i>125,017.35</i>				4.17%
						<b>Accrued Interest: 1,742.08</b>	

Schwab has provided accurate gain and loss information wherever possible for most investments. Cost basis data may be incomplete or unavailable for some of your holdings. Please see "Endnotes for Your Account" section for an explanation of the endnote codes and symbols on this statement.



**Investment Detail - Fixed Income (continued)**

	Par	Market Price	Market Value	Adjusted Cost Basis	% of Account Assets	Unrealized Gain or (Loss)	Estimated Annual Income
			<i>Cost Basis</i>				Yield to Maturity
<b>Municipal Bonds (continued)</b>							
<b>NEW YORK STATE 3.039%23</b>	<b>185,000.0000</b>	<b>104.56600</b>	<b>193,447.10</b>	<b>185,011.06</b>	<b>2%</b>	<b>8,436.04<sup>b</sup></b>	<b>5,622.15</b>
SING HSG DUE 04/01/23 XTRO TAXBL CUSIP: 64988YBK2 MOODY'S: Aa1 S&P: NR			<i>185,016.98</i>				3.03%
						<b>Accrued Interest: 1,874.05</b>	
<b>SHASTA LAKE CALI 2.45%23</b>	<b>280,000.0000</b>	<b>103.42800</b>	<b>289,598.40</b>	<b>280,014.77</b>	<b>3%</b>	<b>9,583.63<sup>b</sup></b>	<b>6,860.00</b>
BLDG COPS DUE 07/15/23 XTRO TAXBL CUSIP: 820184BW8 MOODY'S: NR S&P: A+			<i>280,019.66</i>				2.44%
						<b>Accrued Interest: 304.89</b>	
<b>BELL CA 3.5%23</b>	<b>10,000.0000</b>	<b>106.16800</b>	<b>10,616.80</b>	<b>9,864.00</b>	<b>&lt;1%</b>	<b>752.80</b>	<b>350.00</b>
GO UTX DUE 08/01/23 OID TAXBL CUSIP: 07786BCN8 MOODY'S: NR S&P: AA			<i>9,864.00</i>				3.93%
						<b>Accrued Interest: 175.00</b>	
<b>SACRAMENTO CA PE 6.42%23</b>	<b>40,000.0000</b>	<b>114.58400</b>	<b>45,833.60</b>	<b>43,491.44</b>	<b>&lt;1%</b>	<b>2,342.16<sup>b</sup></b>	<b>2,568.00</b>
REV LTX DUE 08/01/23 TAXBL ASSURED GUARANTY M CUSIP: 786056BB6 MOODY'S: A2 S&P: AA			<i>45,154.40</i>				3.33%
						<b>Accrued Interest: 1,284.00</b>	

Schwab has provided accurate gain and loss information wherever possible for most investments. Cost basis data may be incomplete or unavailable for some of your holdings. Please see "Endnotes for Your Account" section for an explanation of the endnote codes and symbols on this statement.



**Investment Detail - Fixed Income (continued)**

	Par	Market Price	Market Value	Adjusted Cost Basis	% of Account Assets	Unrealized Gain or (Loss)	Estimated Annual Income
			<i>Cost Basis</i>				Yield to Maturity
<b>Municipal Bonds</b>							
<i>(continued)</i>							
<b>SACRAMENTO CN CA</b> <b>5.73%23</b>	<b>100,000.0000</b>	<b>112.87600</b>	<b>112,876.00</b>	<b>107,389.95</b>	<b>1%</b>	<b>5,486.05<sup>b</sup></b>	<b>5,730.00</b>
REV LTX DUE 08/15/23			<i>110,310.00</i>				3.13%
TAXBL ASSURED GUARANTY M CUSIP: 786091AE8 MOODY'S: A2 S&P: AA							
						<b>Accrued Interest: 2,642.17</b>	
<b>MONTEREY CA REG F</b> <b>2.4%23</b>	<b>240,000.0000</b>	<b>104.52700</b>	<b>250,864.80</b>	<b>240,018.00</b>	<b>3%</b>	<b>10,846.80</b>	<b>5,760.00</b>
IMPT FIRE DUE 09/01/23			<i>240,018.00</i>				2.39%
TAXBL CUSIP: 612496AV1 MOODY'S: A2 S&P: AA-							
						<b>Accrued Interest: 2,400.00</b>	
<b>RIALTO CALIFORNIA R</b> <b>4%23</b>	<b>175,000.0000</b>	<b>108.32100</b>	<b>189,561.75</b>	<b>181,169.97</b>	<b>2%</b>	<b>8,391.78<sup>b</sup></b>	<b>7,000.00</b>
ALLC TAX DUE 09/01/23			<i>183,540.75</i>				2.76%
OID TAXBL CUSIP: 76246PBT4 MOODY'S: NR S&P: A+							
						<b>Accrued Interest: 2,916.67</b>	
<b>STOCKTON CALIFORN</b> <b>2.5%23</b>	<b>125,000.0000</b>	<b>103.94500</b>	<b>129,931.25</b>	<b>123,275.03</b>	<b>2%</b>	<b>6,656.22<sup>b</sup></b>	<b>3,125.00</b>
ALLC TAX DUE 09/01/23			<i>122,773.75</i>				2.94%
OID TAXBL CUSIP: 861403AU7 MOODY'S: NR S&P: AA							
						<b>Accrued Interest: 1,302.08</b>	

Schwab has provided accurate gain and loss information wherever possible for most investments. Cost basis data may be incomplete or unavailable for some of your holdings. Please see "Endnotes for Your Account" section for an explanation of the endnote codes and symbols on this statement.





**Investment Detail - Fixed Income** (continued)

	Par	Market Price	Market Value	Adjusted Cost Basis	% of Account Assets	Unrealized Gain or (Loss)	Estimated Annual Income
			<i>Cost Basis</i>				Yield to Maturity
<b>Municipal Bonds</b> (continued)							
<b>CUDAHY CALIFORN</b> <b>3.474%23</b>	<b>100,000.0000</b>	<b>105.20500</b>	<b>105,205.00</b>	<b>100,009.85</b>	<b>1%</b>	<b>5,195.15<sup>b</sup></b>	<b>3,474.00</b>
ALLC TAX DUE 10/01/23 TAXBL CUSIP: 22973PAE1 MOODY'S: NR S&P: AA			<i>100,015.41</i>				3.47%
						<b>Accrued Interest: 1,158.00</b>	
<b>DE MUN ELEC CORP</b> <b>3.31%23</b>	<b>200,000.0000</b>	<b>104.88500</b>	<b>209,770.00</b>	<b>200,010.32</b>	<b>3%</b>	<b>9,759.68<sup>b</sup></b>	<b>6,620.00</b>
ELEC UTIL DUE 10/01/23 TAXBL CUSIP: 246154CX4 MOODY'S: NR S&P: AA			<i>200,019.09</i>				3.30%
						<b>Accrued Interest: 2,206.67</b>	
<b>PHIL PA W/S 3.017%23</b>	<b>160,000.0000</b>	<b>104.28200</b>	<b>166,851.20</b>	<b>160,008.81</b>	<b>2%</b>	<b>6,842.39<sup>b</sup></b>	<b>4,827.20</b>
COMB UTIL DUE 10/01/23 TAXBL CUSIP: 717893J69 MOODY'S: A1 S&P: A+			<i>160,015.93</i>				3.01%
						<b>Accrued Interest: 1,609.07</b>	
<b>RI HSG &amp; MTG FIN</b> <b>3.35%23</b>	<b>25,000.0000</b>	<b>106.26000</b>	<b>26,565.00</b>	<b>24,290.75</b>	<b>&lt;1%</b>	<b>2,274.25</b>	<b>837.50</b>
SING HSG DUE 10/01/23 XTRO TAXBL CUSIP: 76221RZD8 MOODY'S: Aa1 S&P: AA+			<i>24,290.75</i>				4.22%
						<b>Accrued Interest: 279.17</b>	

Schwab has provided accurate gain and loss information wherever possible for most investments. Cost basis data may be incomplete or unavailable for some of your holdings. Please see "Endnotes for Your Account" section for an explanation of the endnote codes and symbols on this statement.



**Investment Detail - Fixed Income** (continued)

	Par	Market Price	Market Value	Adjusted Cost Basis	% of Account Assets	Unrealized Gain or (Loss)	Estimated Annual Income
			<i>Cost Basis</i>				Yield to Maturity
<b>Municipal Bonds</b> (continued)							
<b>NEWARK NJ 3.75%23</b>	<b>200,000.0000</b>	<b>105.92100</b>	<b>211,842.00</b>	<b>201,809.42</b>	<b>3%</b>	<b>10,032.58<sup>b</sup></b>	<b>7,500.00</b>
GO UTX DUE 11/01/23 TAXBL CUSIP: 650367NU5 MOODY'S: A2 S&P: AA			202,749.41				3.43%
						<b>Accrued Interest: 1,875.00</b>	
<b>COOK CNTY IL SD # 3.8%23</b>	<b>20,000.0000</b>	<b>107.22600</b>	<b>21,445.20</b>	<b>20,007.52</b>	<b>&lt;1%</b>	<b>1,437.68<sup>b</sup></b>	<b>760.00</b>
GO UTX DUE 12/01/23 TAXBL CUSIP: 215219LN4 MOODY'S: NR S&P: AA			20,012.35				3.78%
						<b>Accrued Interest: 126.67</b>	
<b>BEDFORD PK IL TAX 4.1%23</b>	<b>40,000.0000</b>	<b>107.37200</b>	<b>42,948.80</b>	<b>40,008.30</b>	<b>&lt;1%</b>	<b>2,940.50<sup>b</sup></b>	<b>1,640.00</b>
TAXI TAX DUE 12/30/23 TAXBL CUSIP: 076393CY1 MOODY'S: NR S&P: AA			40,012.42				4.09%
						<b>Accrued Interest: 141.22</b>	
<b>FREEMONT IL 1.45%24</b>	<b>100,000.0000</b>	<b>100.99400</b>	<b>100,994.00</b>	<b>100,018.19</b>	<b>1%</b>	<b>975.81<sup>b</sup></b>	<b>1,450.00</b>
GO UTX DUE 01/01/24 TAXBL CUSIP: 356640KF8 MOODY'S: NR S&P: AA			100,020.00				1.44%
						<b>Accrued Interest: 120.83</b>	

Schwab has provided accurate gain and loss information wherever possible for most investments. Cost basis data may be incomplete or unavailable for some of your holdings. Please see "Endnotes for Your Account" section for an explanation of the endnote codes and symbols on this statement.



**Investment Detail - Fixed Income (continued)**

	Par	Market Price	Market Value <i>Cost Basis</i>	Adjusted Cost Basis	% of Account Assets	Unrealized Gain or (Loss)	Estimated Annual Income Yield to Maturity
<b>Municipal Bonds</b> (continued)							
<b>ALEXANDRIA MM</b> <b>4.2%24</b>	<b>25,000.0000</b>	<b>100.23700</b>	<b>25,059.25</b>	<b>25,279.60</b>	<b>&lt;1%</b>	<b>(220.35) <sup>b</sup></b>	<b>1,050.00</b>
GO UTX DUE 02/01/24 XTRO TAXBL CALLABLE 02/01/21 AT 100.00000 CUSIP: 015104SB9 MOODY'S: NR S&P: AA			<i>25,391.00</i>				3.85%
						<b>Accrued Interest: 525.00</b>	
<b>CLARKE COUNTY A</b> <b>1.476%24</b>	<b>145,000.0000</b>	<b>100.58400</b>	<b>145,846.80</b>	<b>145,019.35</b>	<b>2%</b>	<b>827.45</b>	<b>2,140.20</b>
WARR DUE 02/01/24 TAXBL CUSIP: 181633DF2 MOODY'S: NR S&P: AA			<i>145,019.35</i>				1.47%
						<b>Accrued Interest: 998.76</b>	
<b>NEW YORK N Y</b> <b>3.1%24</b>	<b>15,000.0000</b>	<b>108.23700</b>	<b>16,235.55</b>	<b>14,678.00</b>	<b>&lt;1%</b>	<b>1,557.55</b>	<b>465.00</b>
GO UTX DUE 04/01/24 OID XTRO TAXBL CUSIP: 64966MYJ2 MOODY'S: Aa2 S&P: AA			<i>14,678.00</i>				3.54%
						<b>Accrued Interest: 155.00</b>	
<b>REDONDO BEACH CALIF</b> <b>3%24</b>	<b>195,000.0000</b>	<b>107.43300</b>	<b>209,494.35</b>	<b>193,634.79</b>	<b>3%</b>	<b>15,859.56</b>	<b>5,850.00</b>
ROAD TRAN DUE 05/01/24 OID XTRO TAXBL CUSIP: 757696AE9 MOODY'S: NR S&P: AA			<i>193,634.79</i>				3.14%
						<b>Accrued Interest: 1,462.50</b>	

Schwab has provided accurate gain and loss information wherever possible for most investments. Cost basis data may be incomplete or unavailable for some of your holdings. Please see "Endnotes for Your Account" section for an explanation of the endnote codes and symbols on this statement.



**Investment Detail - Fixed Income** (continued)

	Par	Market Price	Market Value	Adjusted Cost Basis	% of Account Assets	Unrealized Gain or (Loss)	Estimated Annual Income
			<i>Cost Basis</i>				Yield to Maturity
<b>Municipal Bonds</b> (continued)							
<b>OXNARD CA FA LS</b> <b>2.284%24</b>	<b>255,000.0000</b>	<b>104.66600</b>	<b>266,898.30</b>	<b>255,015.20</b>	<b>3%</b>	<b>11,883.10<sup>b</sup></b>	<b>5,824.20</b>
LEAS EQPT DUE 06/01/24			<i>255,020.00</i>				2.28%
XTRO TAXBL							
CUSIP: 691875DB1							
MOODY'S: NR S&P: AA							
						<b>Accrued Interest: 970.70</b>	
<b>MA ED FING ELN 5%24</b>	<b>95,000.0000</b>	<b>114.93800</b>	<b>109,191.10</b>	<b>104,945.72</b>	<b>1%</b>	<b>4,245.38<sup>b</sup></b>	<b>4,750.00</b>
STUD EDUC DUE 07/01/24			<i>105,415.85</i>				1.89%
XTRO							
CUSIP: 57563RNL9							
MOODY'S: NR S&P: AA							
						<b>Accrued Interest: 395.83</b>	
<b>BRENTWOOD CA IN</b> <b>3.328%24</b>	<b>20,000.0000</b>	<b>108.84800</b>	<b>21,769.60</b>	<b>21,684.20</b>	<b>&lt;1%</b>	<b>85.40</b>	<b>665.60</b>
SPAS DUE 09/02/24			<i>21,684.20</i>				1.08%
TAXBL							
CUSIP: 10727XVF2							
MOODY'S: NR S&P: AA							
						<b>Accrued Interest: 275.48</b>	
<b>CA INFRA &amp; E DE</b> <b>2.916%24</b>	<b>20,000.0000</b>	<b>104.38800</b>	<b>20,877.60</b>	<b>20,010.44</b>	<b>&lt;1%</b>	<b>867.16<sup>b</sup></b>	<b>583.20</b>
EDUC EDR DUE 10/01/24			<i>20,012.86</i>				2.90%
TAXBL							
CUSIP: 13034AD72							
MOODY'S: NR S&P: BBB+							
						<b>Accrued Interest: 194.40</b>	

Schwab has provided accurate gain and loss information wherever possible for most investments. Cost basis data may be incomplete or unavailable for some of your holdings. Please see "Endnotes for Your Account" section for an explanation of the endnote codes and symbols on this statement.



**Investment Detail - Fixed Income** (continued)

	Par	Market Price	Market Value	Adjusted Cost Basis	% of Account Assets	Unrealized Gain or (Loss)	Estimated Annual Income
			<i>Cost Basis</i>				Yield to Maturity
<b>Municipal Bonds</b> (continued)							
<b>CONNECTICUT ST H</b> <b>3.25%24</b>	<b>310,000.0000</b>	<b>108.50200</b>	<b>336,356.20</b>	<b>310,006.18</b>	<b>4%</b>	<b>26,350.02<sup>b</sup></b>	<b>10,075.00</b>
SING HSG DUE 11/15/24 TAXBL CUSIP: 20775CS96 MOODY'S: Aaa S&P: AAA			<i>310,018.16</i>				3.24%
						<b>Accrued Interest: 2,126.94</b>	
<b>MA ST HSG FA HSG</b> <b>2.9%24</b>	<b>25,000.0000</b>	<b>105.64000</b>	<b>26,410.00</b>	<b>25,010.96</b>	<b>&lt;1%</b>	<b>1,399.04<sup>b</sup></b>	<b>725.00</b>
SING HSG DUE 12/01/24 XTRO TAXBL CUSIP: 57587AM88 MOODY'S: Aa1 S&P: AA+			<i>25,014.55</i>				2.93%
						<b>Accrued Interest: 120.83</b>	
<b>CLEVELAND OH AR</b> <b>2.492%25</b>	<b>35,000.0000</b>	<b>103.57700</b>	<b>36,251.95</b>	<b>35,840.72</b>	<b>&lt;1%</b>	<b>411.23<sup>b</sup></b>	<b>872.20</b>
AIR TRAN DUE 01/01/25 XTRO TAXBL CUSIP: 186352SH4 MOODY'S: A2 S&P: A-			<i>35,880.65</i>				1.86%
						<b>Accrued Interest: 72.68</b>	
<b>MT VERNON ETC M</b> <b>1.749%25</b>	<b>65,000.0000</b>	<b>104.99700</b>	<b>68,248.05</b>	<b>65,014.20</b>	<b>&lt;1%</b>	<b>3,233.85<sup>b</sup></b>	<b>1,136.85</b>
REV UTX DUE 01/15/25 TAXBL CUSIP: 623619JF1 MOODY'S: NR S&P: AA+			<i>65,015.91</i>				1.74%
						<b>Accrued Interest: 50.53</b>	

Schwab has provided accurate gain and loss information wherever possible for most investments. Cost basis data may be incomplete or unavailable for some of your holdings. Please see "Endnotes for Your Account" section for an explanation of the endnote codes and symbols on this statement.



**Investment Detail - Fixed Income (continued)**

	Par	Market Price	Market Value	Adjusted Cost Basis	% of Account Assets	Unrealized Gain or (Loss)	Estimated Annual Income
			<i>Cost Basis</i>				Yield to Maturity
<b>Municipal Bonds (continued)</b>							
<b>LAKE ELSINORE CA</b> <b>3.25%25</b>	<b>10,000.0000</b>	<b>108.31700</b>	<b>10,831.70</b>	<b>9,711.63</b>	<b>&lt;1%</b>	<b>1,120.07<sup>b</sup></b>	<b>325.00</b>
ALLC TAX DUE 03/01/25 OID TAXBL CUSIP: 86459ABW1 MOODY'S: NR S&P: AA			9,686.70				3.95%
						<b>Accrued Interest: 135.42</b>	
<b>NJ INST TECH</b> 3.723%25	<b>50,000.0000</b>	<b>110.48000</b>	<b>55,240.00</b>	<b>53,396.96</b>	<b>&lt;1%</b>	<b>1,843.04<sup>b</sup></b>	<b>1,861.50</b>
PUB EDUC DUE 07/01/25 XTRO TAXBL CUSIP: 64579RDH7 MOODY'S: A1 S&P: AA			53,850.55				2.13%
						<b>Accrued Interest: 155.13</b>	
<b>MT VERNON ETC M</b> <b>1.779%25</b>	<b>290,000.0000</b>	<b>105.67300</b>	<b>306,451.70</b>	<b>290,016.28</b>	<b>4%</b>	<b>16,435.42<sup>b</sup></b>	<b>5,159.10</b>
REV UTX DUE 07/15/25 TAXBL CUSIP: 623619JG9 MOODY'S: NR S&P: AA+			290,018.06				1.77%
						<b>Accrued Interest: 229.29</b>	
<b>CALEXICO CALIF</b> <b>2.483%25</b>	<b>335,000.0000</b>	<b>105.79900</b>	<b>354,426.65</b>	<b>335,019.16</b>	<b>4%</b>	<b>19,407.49<sup>b</sup></b>	<b>8,318.05</b>
ALLC TAX DUE 08/01/25 TAXBL CUSIP: 12953CAX3 MOODY'S: NR S&P: AA			335,019.71				2.48%
						<b>Accrued Interest: 4,159.03</b>	

Schwab has provided accurate gain and loss information wherever possible for most investments. Cost basis data may be incomplete or unavailable for some of your holdings. Please see "Endnotes for Your Account" section for an explanation of the endnote codes and symbols on this statement.



**Investment Detail - Fixed Income (continued)**

	Par	Market Price	Market Value	Adjusted Cost Basis	% of Account Assets	Unrealized Gain or (Loss)	Estimated Annual Income
			<i>Cost Basis</i>				Yield to Maturity
<b>Municipal Bonds</b>							
<i>(continued)</i>							
<b>CARSON CA RDA T</b>	<b>100,000.0000</b>	<b>101.54700</b>	<b>101,547.00</b>	<b>100,019.09</b>	<b>1%</b>	<b>1,527.91</b>	<b>1,288.00</b>
<b>1.288%25</b>							
REV UTX DUE 08/01/25			<i>100,019.09</i>				1.28%
TAXBL							
CUSIP: 14575TDZ2							
MOODY'S: NR S&P: AA							
						<b>Accrued Interest: 529.51</b>	
<b>POMONA CA PEN OBG</b>	<b>65,000.0000</b>	<b>111.63700</b>	<b>72,564.05</b>	<b>72,352.62</b>	<b>&lt;1%</b>	<b>211.43</b>	<b>2,600.00</b>
<b>4%25</b>							
GP DUE 08/01/25			<i>72,352.62</i>				1.59%
TAXBL							
CUSIP: 73208PBF7							
MOODY'S: NR S&P: AA-							
						<b>Accrued Interest: 1,162.78</b>	
<b>VERNON CA ELEC S</b>	<b>145,000.0000</b>	<b>111.95600</b>	<b>162,336.20</b>	<b>145,000.00</b>	<b>2%</b>	<b>17,336.20<sup>b</sup></b>	<b>6,742.50</b>
<b>4.65%25</b>							
ELEC UTIL DUE 08/01/25			<i>162,252.27</i>				2.34%
OID XTRO TAXBL							
ASSURED G							
CUSIP: 924397DE9							
MOODY'S: A2 S&P: AA							
						<b>Accrued Interest: 3,371.25</b>	
<b>DANA POINT CA C</b>	<b>200,000.0000</b>	<b>100.57400</b>	<b>201,148.00</b>	<b>200,020.00</b>	<b>2%</b>	<b>1,128.00</b>	<b>2,836.00</b>
<b>1.418%25</b>							
SPL TAX DUE 09/01/25			<i>200,020.00</i>				1.41%
XTRO TAXBL							
CUSIP: 235839DS3							
MOODY'S: NR S&P: AA							
						<b>Accrued Interest: 1,276.20</b>	

Schwab has provided accurate gain and loss information wherever possible for most investments. Cost basis data may be incomplete or unavailable for some of your holdings. Please see "Endnotes for Your Account" section for an explanation of the endnote codes and symbols on this statement.



**Investment Detail - Fixed Income** (continued)

	Par	Market Price	Market Value	Adjusted Cost Basis	% of Account Assets	Unrealized Gain or (Loss)	Estimated Annual Income
			<i>Cost Basis</i>				Yield to Maturity
<b>Municipal Bonds</b> (continued)							
<b>MARENGO IL PK DI</b> <b>1.55%26</b>	<b>75,000.0000</b>	<b>99.99700</b>	<b>74,997.75</b>	<b>75,018.33</b>	<b>&lt;1%</b>	<b>(20.58)</b>	<b>1,162.50</b>
GO UTX DUE 01/01/26 TAXBL CUSIP: 566511BW0 MOODY'S: NR S&P: AA			<i>75,018.33</i>				1.54%
						<b>Accrued Interest: 122.71</b>	
<b>LAKE ELSINORE CA</b> <b>1.55%26</b>	<b>275,000.0000</b>	<b>100.55300</b>	<b>276,520.75</b>	<b>275,020.00</b>	<b>3%</b>	<b>1,500.75</b>	<b>4,262.50</b>
ALLC TAX DUE 03/01/26 TAXBL CUSIP: 86459ADN9 MOODY'S: NR S&P: AA			<i>275,020.00</i>				1.54%
						<b>Accrued Interest: 449.93</b>	
<b>RIVERSIDE OHIO L</b> <b>3.25%26</b>	<b>10,000.0000</b>	<b>109.89100</b>	<b>10,989.10</b>	<b>10,974.60</b>	<b>&lt;1%</b>	<b>14.50</b>	<b>325.00</b>
GO UTX DUE 10/01/26 TAXBL CUSIP: 769229CS2 MOODY'S: A1 S&P: AA			<i>10,974.60</i>				1.48%
						<b>Accrued Interest: 108.33</b>	
<b>Total Municipal Bonds</b>	<b>6,410,000.0000</b>		<b>6,715,520.45</b>	<b>6,454,151.75</b>	<b>81%</b>	<b>261,368.70<sup>b</sup></b>	<b>189,233.10</b>
		<b>Total Cost Basis:</b>	<b>6,497,750.36</b>				
						<b>Total Accrued Interest for Municipal Bonds: 54,669.30</b>	
<b>Total Fixed Income</b>	<b>7,915,000.0000</b>		<b>8,258,887.53</b>	<b>7,967,549.19</b>	<b>100%</b>	<b>291,338.34<sup>b</sup></b>	<b>245,897.10</b>
		<b>Total Cost Basis:</b>	<b>8,060,750.15</b>				

Accrued Interest represents the interest that would be received if the fixed income investment was sold prior to the coupon payment.





**Investment Detail - Fixed Income (continued)**

*Estimated Annual Income ("EAI") and Estimated Yield ("EY") calculations are for informational purposes only. The actual income and yield might be lower or higher than the estimated amounts. EY is based upon EAI and the current price of the security and will fluctuate. For certain types of securities, the calculations could include a return of principal or capital gains in which case EAI and EY would be overstated. EY and EAI are not promptly updated to reflect when an issuer has missed a regular payment or announced changes to future payments, in which case EAI and EY will continue to display at a prior rate.*

<b>Total Investment Detail</b>	<b>8,293,549.51</b>
<b>Total Account Value</b>	<b>8,293,549.51</b>
<b>Total Cost Basis</b>	<b>8,060,750.15</b>

**Transaction Detail - Dividends & Interest (including Money Market Fund dividends reinvested)**

Transaction Date	Process Date	Activity	Description	Credit/(Debit)
01/01/21	01/04/21	Bond Interest	CLEVELAND OH AR 2.492%25: 186352SH4	436.10
01/01/21	01/04/21	Bond Interest	FREEPORT IL 1.45%24: 356640KF8	290.00
01/01/21	01/04/21	Bond Interest	HOMESTEAD FLORI 2.575%22: 437765AE0	193.13
01/01/21	01/04/21	Bond Interest	MA ED FING ELN 5%24: 57563RNL9	2,375.00
01/01/21	01/04/21	Bond Interest	NJ INST TECH 3.723%25: 64579RDH7	930.75
01/01/21	01/04/21	Bond Interest	NORTH CAROLINA 3.558%22: 65819WAP8	2,579.55
01/01/21	01/04/21	Bond Interest	PHOENIX AZ CVC I 1.94%21: 71884AB73	97.00
01/01/21	01/04/21	Bond Interest	ROCKDALE COUNTY 2.27%21: 773038DL5	113.50
01/15/21	01/15/21	Bond Interest	CHOWCHILLA CALIF 3.13%22: 170466AD8	156.50
01/15/21	01/15/21	Bond Interest	MT VERNON ETC M 1.749%25: 623619JF1	565.27
01/15/21	01/15/21	Bond Interest	MT VERNON ETC M 1.779%25: 623619JG9	2,565.22
01/15/21	01/15/21	Bond Interest	PORTSMOUTH VA 2.65%21: 73723RMX8	132.50
01/15/21	01/15/21	Bond Interest	SHASTA LAKE CALI 2.45%23: 820184BW8	3,430.00
01/15/21	01/19/21	Bank Interest <sup>X,Z</sup>	BANK INT 121620-011521	0.96
<b>Total Dividends &amp; Interest</b>				<b>13,865.48</b>

Schwab has provided accurate gain and loss information wherever possible for most investments. Cost basis data may be incomplete or unavailable for some of your holdings. Please see "Endnotes for Your Account" section for an explanation of the endnote codes and symbols on this statement.



Schwab One® Account of  
**CITY OF HIDDEN HILLS**  
**MGR: BELLE HAVEN INVESTMENTS**

Account Number  
**6201-0150**

Statement Period  
**January 1-31, 2021**

### Transaction Detail - Fees & Charges

Transaction Date	Process Date	Activity	Description	Credit/(Debit)
01/27/21	01/27/21	Sep Acct Mgr Fee*	TO SEP ACCT MGR	(4,154.29)
01/27/21	01/27/21	Advisor Fee*	MGMTFEE TO ADVISOR	(6,266.87)
<b>Total Fees &amp; Charges</b>				<b>(10,421.16)</b>

**Total Transaction Detail** **3,444.32**

### Bank Sweep Activity

Transaction Date	Transaction	Description	Withdrawal	Deposit	Balance <sup>x,z</sup>
<b>Opening Balance<sup>x,z</sup></b>					<b>31,217.66</b>
01/05/21	Auto Transfer	BANK CREDIT FROM BROKERAGE <sup>x</sup>		7,015.03	38,232.69
01/15/21	Interest Paid <sup>x,z</sup>	BANK INTEREST		0.96	38,233.65
01/19/21	Auto Transfer	BANK CREDIT FROM BROKERAGE <sup>x</sup>		6,849.49	45,083.14
01/28/21	Auto Transfer	BANK TRANSFER TO BROKERAGE	10,421.16		34,661.98
<b>Total Activity</b>			<b>10,421.16</b>	<b>13,865.48</b>	
<b>Ending Balance<sup>x,z</sup></b>					<b>34,661.98</b>

Bank Sweep: Interest Rate as of 01/29/21 was 0.01%. Your interest period was 12/16/20 - 01/15/21. <sup>z</sup>

### Endnotes For Your Account

Symbol Endnote Legend

\* You authorize Schwab to debit your account to pay investment management fees per the authorization you granted in your Account Application. Schwab does not review or monitor these fee payments. Contact your Investment Manager if you have questions.



## Endnotes For Your Account (continued)

---

Symbol Endnote Legend

- 
- |          |   |
|----------|---|
| <b>b</b> | When available, Adjusted Cost Basis values are used in Gain or (Loss) calculations.   |
| <b>d</b> | Accrued Income is the sum of the total accrued interest and/or accrued dividends on positions held in your brokerage account, but the income and/or dividends have not been received into your account and Schwab makes no representation that they will. Accrued amounts are not covered by SIPC account protection until actually received and held in the account.   |
| <b>y</b> | Yield to Maturity cannot be calculated because there are multiple lots for this position.   |
| <b>X</b> | Bank Sweep deposits are held at FDIC-insured bank(s) ("Banks") that are affiliated with Charles Schwab & Co., Inc.  |
| <b>Z</b> | For Bank Sweep and Bank Sweep for Benefit Plans features, interest is paid for a period that differs from the Statement Period. Balances include interest paid as indicated on your statement by Schwab or one or more of its affiliated banks. These balances do not include interest that may have accrued during the Statement Period after interest is paid. The interest paid may include interest that accrued in the prior Statement Period. |
-





**CITY of CALABASAS**

**LIBRARY COMMISSION AGENDA  
MONDAY, OCTOBER 5, 2020 at 6:30 p.m.  
VIA ZOOM TELECONFERENCE  
[www.cityofcalabasas.com](http://www.cityofcalabasas.com)**

**IMPORTANT NOTICE REGARDING THE MONDAY OCTOBER 5, 2020 LIBRARY COMMISSION MEETING**

This meeting is being conducted utilizing teleconferencing and electronic means consistent with Governor Newsom’s Executive Order N-29-20, regarding the COVID-19 pandemic. The live stream of the meeting may be viewed on the City’s CTV Channel 3 and/or online at <http://www.cityofcalabasas.com/>. In accordance with the Governor’s Executive Order, the public may participate in the meeting using the following steps:

Please click the link below to join the webinar:

<https://us02web.zoom.us/j/81957559903?pwd=S3A2SnhnanYzaFlzZTR6OWhIRDRqdz09>

**Passcode: 184986**

Or iPhone one-tap:

US: + 16699009128, 81957559903# or + 13462487799, 81957559903#

Or Telephone:

Dial (for higher quality, dial a number based on your current location):

US: + 1 669 900 9128 or + 1 346 248 7799 or + 1 253 215 8782 or + 1 646 558 8656 or + 1 301 715 8592 or + 1 312 626 6799

Webinar ID: 819 5755 9903

International numbers available: <https://us02web.zoom.us/j/81957559903>

THE STARTING TIMES LISTED FOR EACH AGENDA ITEM SHOULD BE CONSIDERED A GUIDELINE ONLY. THE COMMISSION RESERVES THE RIGHT TO ALTER THE ORDER OF DISCUSSION IN ORDER TO RUN AN EFFECTIVE MEETING. IF YOU WISH TO ASSURE YOURSELF OF HEARING A PARTICULAR DISCUSSION, PLEASE ATTEND THE ENTIRE MEETING.

**OPENING MATTERS – 6:30 P.M.**

- Call to Order/Roll Call
- Pledge of Allegiance
- Approval of Agenda
- Approval of Minutes of June 15, 2020
- Announcements and Introductions

**ORAL COMMUNICATIONS - PUBLIC COMMENT – 6:40 P.M.**

**ANNOUNCEMENTS – 6:45 P.M.**

Presentation of the certificates to the Library Teen Volunteers

Nadia Ahmed, Bella Astin, Zoe Beck, Joey Dubin, Kevin Fisher, Brandon Frederick, Brooke Gaylord, Sophia Gracile, Genna Grossblatt, Olivia Haber, Kayla Hamer, Daniela Kukurudz, Alexandra Kurciska, Danica Lee, Gavin Meichelbock, Royce Mettler, Mohini Parmekar, Prianka Tuli, Ryan Tse, Jeremy White

**NEW BUSINESS – 7:00 P.M.**

1. Student Commissioner
2. Summer Reading Program
3. Digital Services Update
4. Personal Protective Equipment Report

**CITY LIBRARIAN’S REPORT – 7:25 P.M.**

- Library Statistics

**FUTURE AGENDA ITEMS –7:45 P.M.**

**ADJOURN – 7:55 P.M.**

**MINUTES OF A REGULAR MEETING OF THE  
LIBRARY COMMISSION OF THE CITY OF CALABASAS, CALIFORNIA  
HELD MONDAY, OCTOBER 5, 2020**

President Shear called the meeting to order at 6:33 p.m. via Zoom teleconferencing.

**ROLL CALL** Present: President Shear, Vice President Faulkner,  
Commissioners Aaronson, Lee and  
Pangarliotas  
  
Absent: Commissioner Hill  
  
Staff: Abdali, Lockwood, Nevins and Steward

Student Commissioner Nominee, Olivia Haber, led the Pledge of Allegiance

**APPROVAL OF AGENDA**

**Commissioner Pangarliotas moved, seconded by Commissioner Lee to approve the agenda. MOTION CARRIED 4/0 as follows:**

**AYES:** Faulkner, Lee, Pangarliotas and Shear

**APPROVAL OF MINUTES**

**Commissioner Pangarliotas moved, seconded by Commissioner Lee to approve the minutes of the June 15, 2020 meeting. MOTION CARRIED 4/0 as follows:**

**AYES:** Faulkner, Lee, Pangarliotas and Shear

**ORAL COMMUNICATIONS – PUBLIC COMMENT**

None.

**ANNOUNCEMENTS**

President Shear announced that Commissioner Bob Hill, a longtime Library Commissioner, gave his formal resignation. Commissioner Pangarliotas, President

Shear and City Librarian Lockwood praised him for his years of service and great support of the Library. They said that he would be missed.

Commissioner Pangarliotas made an announcement about the League of Women Voters ballot measure event on Thursday, October 8 at 6pm through Zoom teleconferencing.

Senior Librarian Steward recognized the Library Teen Volunteers for their work throughout the year. She said that they would be presented Certificates of Recognition through the mail.

### **NEW BUSINESS**

1. Information was presented on the selection of the new Student Library Commissioner. The Subcommittee consisting of Vice President Faulkner, Commissioner Lee and staffed by City Librarian Lockwood and Executive Assistant Abdali interviewed five candidates via Zoom teleconferencing. The subcommittee members appreciated the interest and dedication expressed by all applicants. They recommended the appointment of Olivia Haber for the position of the new Student Library Commissioner.

**Commissioner Pangarliotas moved, seconded by Vice President Faulkner to appoint Olivia Haber as the new Student Library Commissioner. MOTION CARRIED 4/0 as follows:**

**AYES: Faulkner, Lee, Pangarliotas and Shear**

2. Library Technician Nevins addressed President Shear's inquiry about outdoor programming. She discussed the various virtual programs offered during the Summer Reading Program. She said that the program was a success and the Friends of the Calabasas Library provided the bulk of the funds for the programs.

3. Senior Librarian Steward went over the modifications in the Library's digital services. She said the changes are due to the ownership and content availability of the materials. She estimated that the transition would continue until the end of the year.

4. City Librarian Lockwood gave an account of the Personal Protective Equipment (PPE) supplied to the staff working at the Library. She talked about having the necessary PPE available when the Library opens. She informed the Commissioners that the City would be funding PPE costs through a dedicated COVID -19 account.



## **CITY LIBRARIAN'S REPORT**

Student Commissioner Haber talked about the various details of the Study Buddies program which will take place by Zoom teleconferencing. Senior Librarian Steward shared the contact information for signing up.

City Librarian Lockwood reported on the circulation statistics of the physical and digital materials checked out from July 1 to September 26, 2020.

City Librarian Lockwood and Senior Librarian Steward talked about the upcoming Library events.

## **FUTURE AGENDA**

- Yearly Report
- Meeting Dates

## **ADJOURN**

**The meeting adjourned at 7:10 p.m. Commissioner Pangarliotas moved, seconded by Commissioner Lee. MOTION CARRIED 4/0 as follows:**

**AYES:       Faulkner, Lee, Pangarliotas and Shear**



# City of Hidden Hills

6165 Spring Valley Road \* Hidden Hills, California 91302  
(818) 888-9281 \* Fax (818) 719-0083

## MEMORANDUM

**TO:** Honorable Mayor and Members of the City Council

**FROM:** Kerry Kallman, City Manager

**DATE:** February 22, 2021

**SUBJECT:** Review and Discussion of City Council Goal to Consider Providing Health Benefits to City Council Members

### Background

At the January 25 City Council Goals session, the City Council adopted a goal to “Consider providing health benefits to members of the City Council.” In adopting the goal, the City Council directed staff to consider several factors, namely: (1) potential costs to the City; (2) potential reimbursement of costs by City Council Members; (3) potential long-term financial impacts to the City; (4) availability of health benefits after member leaves the City Council; (5) impacts to those members currently on Medicare; and (5) what other cities provide Council Members in terms of health benefits.

### Discussion

Staff has met with representatives of CalPERS, the City’s health care provider. Staff currently receives a monthly allotment of \$1,115 (Ventura County rate) towards health benefits. That allotment is adjusted annually to be congruent with the PERS Care plan, which is sufficient funding for staff members to cover their own health care coverage. The City’s health care benefits program does not cover staff dependents. Staff members with dependents may choose to pay for those costs separately. Costs for one dependent on the PERS Care plan is an additional \$1,036 while costs for more than one dependent is an additional \$1,657. Please note that these costs may be less depending on which plan is selected.

Staff learned that the City Council may pass a Resolution that essentially creates a Non PERS health-only appointment of City Council Members. This would allow City Council Members to enroll in one of the City’s health care plans, but not enroll City Council Members in the PERS retirement system. CalPERS representatives stated that if the City chose to seek reimbursement for health care costs, it would be the responsibility of the City and not CalPERS. In addition, the City is required to make a minimum employer contribution (PEMHCA) of \$143 per month (2021 rate and goes up 5% each year) for each member added to the plan. CalPERS stated that this fee

must be borne by the City and cannot be reimbursed by members. Any City Council Member currently on Medicare may have the option of enrolling in the City plan as a supplement.

Coverage would cease once a City Council Member leaves office. CalPERS has indicated that there is no way to continue coverage upon leaving office, as Hidden Hills City Council Members are not considered retiree annuitants, and therefore not eligible for post-office benefits, as a retired annuitant must receive some form of pension from the contracting agency (Government Code Section 22760). Upon leaving office, a Council Member would have the option of enrolling in COBRA for up to 18 months, and would be required to pay the full premium plus a 2% administration fee.

Staff has polled neighboring and similar cities on health care coverage for City Council Members:

City	Amount	Dependents	Post Retirement
Agoura Hills	\$2,365 per month	Yes	None
Calabasas	\$1,914 per month	Yes	\$700 per month stipend
Malibu	\$1,914 per month	Yes	No longer with term limits
Westlake Village	\$1,938 per month	Yes	After 5 years vested. \$1,001 per month pre-Medicare \$600 per month post Medicare
Rolling Hills	None	None	None
Bradbury	None	None	None

In terms of financial impacts to the City, those impacts would be dependent on several factors namely the number of Council Members enrolling in the plan, and if health benefit costs were reimbursed by each Council Member. The PEMHCA fee of \$143 would have to be paid by the City. That fee is deducted from the premium cost. Premium costs below are based on LA County rates for PERS Care. If approved, Council Members would have the option of selecting a lesser plan (see attached.) The chart below lays out several options:

No. of Enrollees	1	2	3	4	5
Annual Cost health benefits PERS Care LA County (less PEMHCA)	10,716	\$21,432	\$32,148	\$42,864	\$53,580
PEMHCA fee	\$1,716	\$3,412	\$5,148	\$6,864	\$8,580
Total Cost to City without reimbursement	\$12,432	\$24,844	\$37,296	\$49,728	\$62,160
Total Cost to City with full reimbursement	\$1,716	\$3,412	\$5,148	\$6,864	\$8,580

As Hidden Hills City Council Members would not be eligible for health benefits after leaving office, there are no long-term fiscal impacts.

**Fiscal Impact**

Potential fiscal impacts to the City are discussed above. Until such time as staff receives direction from the City Council, actual fiscal impacts are not known.

**Recommendation**

It would be appropriate for the City Council to review the information above and provide direction to staff.

**Attachment:**

2021 CalPERS Health Premiums – LA County

## CalPERS 2021 Regional Health Premiums (Actives and Annuitants)

Effective Date: January 1, 2021

Region 3									
Los Angeles, Riverside, San Bernardino									
Basic Monthly Premiums (B)									
Plan	Subscriber	Plan Code	Party Rate	Subscriber & 1 Dependent	Plan Code	Party Rate	Subscriber & 2+ Dependents	Plan Code	Party Rate
Anthem Blue Cross Select	\$639.10	508	1	\$1,278.20	508	2	\$1,661.66	508	3
Anthem Blue Cross Traditional	984.21	511	1	1,968.42	511	2	2,558.95	511	3
Blue Shield Access+	834.88	527	1	1,669.76	527	2	2,170.69	527	3
Blue Shield Trio*	660.49	452	1	1,320.98	452	2	1,717.27	452	3
Health Net Salud y Más	412.88	532	1	825.76	532	2	1,073.49	532	3
Health Net SmartCare	691.48	530	1	1,382.96	530	2	1,797.85	530	3
Kaiser Permanente	669.84	535	1	1,339.68	535	2	1,741.58	535	3
PERS Choice	761.23	550	1	1,522.46	550	2	1,979.20	550	3
PERS Select	459.94	559	1	919.88	559	2	1,195.84	559	3
PERSCare	1,036.07	568	1	2,072.14	568	2	2,693.78	568	3
Peace Officers Research Assoc of CA	725.00	594	1	1,450.00	594	2	1,894.00	594	3
UnitedHealthcare SignatureValue Alliance	720.89	578	1	1,441.78	578	2	1,874.31	578	3
Supplement/Managed Medicare Monthly Premiums (M)									
Plan	Subscriber	Plan Code	Party Rate	Subscriber & 1 Dependent	Plan Code	Party Rate	Subscriber & 2+ Dependents	Plan Code	Party Rate
Anthem Blue Cross Select and Medicare Preferred	\$383.37	039	4	\$766.74	039	5	\$1,150.11	039	6
Anthem Blue Cross Select and Medicare Preferred Dental/Vision <sup>1</sup>	383.37	075	4	766.74	075	5	1,150.11	075	6
Anthem Blue Cross Medicare Preferred	383.37	517	4	766.74	517	5	1,150.11	517	6
Anthem Blue Cross Medicare Preferred Dental/Vision <sup>1</sup>	383.37	514	4	766.74	514	5	1,150.11	514	6
Kaiser Permanente Senior Advantage	324.48	538	4	648.96	538	5	973.44	538	6
Kaiser Permanente Senior Advantage plus Dental <sup>2</sup>	324.48	544	4	648.96	544	5	973.44	544	6
PERS Choice Medicare Supplement	349.97	553	4	699.94	553	5	1,049.91	553	6
PERS Select Medicare Supplement	349.97	562	4	699.94	562	5	1,049.91	562	6
PERSCare Medicare Supplement	381.25	571	4	762.50	571	5	1,143.75	571	6
Peace Officers Research Assoc of CA Medicare Supplement	513.00	597	4	1,022.00	597	5	1,635.00	597	6
UnitedHealthcare Group Medicare Advantage	311.56	581	4	623.12	581	5	934.68	581	6
UnitedHealthcare Group Medicare Advantage PPO Dental/Vision <sup>3</sup>	311.56	587	4	623.12	587	5	934.68	587	6

\*Dental and Vision coverage is an additional \$38.00 per member per month premium. You will be billed directly for this amount.

<sup>1</sup>Dental and Vision coverage is an additional \$38.00 per member per month premium. You will be billed directly for this amount.

<sup>2</sup>Dental benefit is an additional \$15.05 per member per month premium. You will be billed directly for this amount.

<sup>3</sup>Dental and Vision coverage is an additional \$25.55 per member per month premium. You will be billed directly for this amount.

12A



# City of Hidden Hills

6165 Spring Valley Road \* Hidden Hills, California 91302  
(818) 888-9281 \* Fax (818) 719-0083

## MEMORANDUM

**TO:** Honorable Mayor and Members of the City Council  
**FROM:** Kerry Kallman, City Manager  
**DATE:** February 22, 2021  
**SUBJECT:** Consideration of Letter of Opposition to State Senate Bill 9 (SB 9)

### Background

Last year, SB 1120 was considered by legislators in Sacramento. The Bill would have eliminated single-family zoning, by allowing homeowners or developers to essentially split their lot into multiple lots thereby, creating additional housing units on a previous single-family lot. If passed, SB 1120 would have mandated that this lot split be approved ministerially or outside of any consideration by local elected leaders. The City of Hidden Hills opposed this Bill and sent a letter to that effect on June 23.

Later in the summer, the City Council passed two Resolutions in opposition of multiple housing related Bills in an effort to protect local control. Resolution 963 was passed on July 27 and "Expressed Opposition to Proposed Housing Legislation and Expressed Support for Actions to Further Strengthen Local Democracy, Authority, and Control." This Resolution included opposition to twenty pending pieces of legislation in Sacramento. On September 28, the City Council passed Resolution No. 964 which further "Expressed Support for Actions to Strengthen Local Democracy, Authority, and Control as related to Local Zoning and Housing Issues."

Last fall, SB 1120 was narrowly defeated.

### Discussion

In December, State Senate President Pro Tem Toni Atkins introduced Senate Bill 9 which is essentially a re-introduction of SB 1120, and contains all of the same concerns to Hidden Hills. The attached letters express the City's strong opposition to SB 9. Details on the City's opposition are contained in the letters. The attached opposition letters have been reviewed by the City's Ad-hoc Legislative Committee Mayor Siegel and Mayor Pro Tem McCorkindale.

The term local control is the cornerstone of municipal government responsibility. Local governments and locally elected City Council Members strongly believe that they should retain the right to make the decisions that directly affect the City they serve. Attacks on local control and continued attempts to mandate housing policies in a "one size fits all" fashion is expected to continue in the upcoming legislative session in Sacramento. It is anticipated that this is the first of several opposition letters the City Council will consider sending this legislative session.

**Fiscal Impact**

There is no fiscal impact identified with associated with this item.

**Recommendation**

It is recommended that the City Council authorize the Mayor to sign and send the attached letters of opposition to SB 9.

Attachment: SB 9 Opposition Letters



# City of Hidden Hills

6165 Spring Valley Road \* Hidden Hills, California 91302  
(818) 888-9281 \* Fax (818) 719-0083  
staff@hiddenhillscity.org \* www.hiddenhillscity.org

February 22, 2021

Honorable Jesse Gabriel  
Assemblymember, District 45  
State Capitol  
P.O. Box 942849  
Sacramento, California 94249-0045

Dear Assemblymember Gabriel:

On behalf of the residents and City Council of the City of Hidden Hills, I am writing to strongly urge to you OPPOSE Senate Bill 9 on behalf of your continuants. SB 9 makes little sense for the cities in your district, specifically allowing a blanket change of our zoning, to allow multi-family market rate developments in single-family neighborhoods by ministerial approval, cutting off all regulatory, environmental, and discretionary review and consideration. Hidden Hills joins many other cities and organizations in the opinion that SB 9 will have long lasting negative impacts on the great diversity and individuality of our many unique California communities, while not addressing the real issue: affordable housing.

A "one size fits all" approach to addressing California's housing crisis is not only unwise it is unattainable. The City of Hidden Hills is an entirely gated community on the western border of Los Angeles County. Approximately 1,800 residents live in 650 single family lots. Throwing out any sort of discretionary approval in Hidden Hills will make no dent in the state housing crisis while endangering the lives of its residents, creating building that will outpace the City's ability to provide services, and forever change the community's culture.

Below are four specific examples of the potential long-lasting effects of SB9 on Hidden Hills:

- Hidden Hills is already heavily favored by "speculative" home developers which has led to an oversized inventory of Hidden Hills homes (on average well above 5% vacancy at any one time) for sale. Allowing speculative builders to add to this oversized inventory would **devalue** current Hidden Hills homes while providing more overpriced and out of reach housing.
- Municipal services in Hidden Hills are provided by a staffing contingency of four full-time staff members. Any significant increase in population could not be adequately served by the City's current staffing levels and would not result in an adequate revenue increase to sustain the current level of municipal services offered.



- Hidden Hills is a 100% residential city with zero commercial or retail property. The City was developed in the 1950's as a rural equestrian community, consequently adding infill to the City would be unsustainable as the City's streets are narrow with no sidewalks. The City's infrastructure is in place and cannot grow.
- Increased density in Hidden Hills would lead to increased risk of wildfire. Hidden Hills sits directly in the path of many recent Santa Ana wind driven wildfire fires in the Santa Monica Mountain area including the devastating 2019 Woolsey Fire. Historically, Hidden Hills has escaped significant damage from these fires. This is by design and not luck. The rural nature of Hidden Hills lots creates defensible space which heavily discourages the house-to-house fire spread that have destroyed many communities

Based on the forgoing, we must oppose SB 9 as it is clear this solution will only negatively impact Hidden Hills but many other cities. We are committed to doing our part to curtail the state's housing crisis as the City has identified available property for affordable housing and is currently considering additional property adjacent to the City that could provide additional opportunities. But that is not related and have nothing to do with what is being proposed in SB 9.

We all agree, the housing crisis is real and needs to be solved. However, a top down, one size fits all approach is not the answer.

Sincerely,

Stuart E. Siegel  
Mayor

cc: Senator Scott Wiener ([scott.wiener@sen.ca.gov](mailto:scott.wiener@sen.ca.gov))  
Catherine Coddington ([catherine.coddington.asm.ca.gov](mailto:catherine.coddington.asm.ca.gov))  
Abram Diaz ([abram.diaz@asm.ca.gov](mailto:abram.diaz@asm.ca.gov))  
Jeff Kiernan, League of California Cities ([jkiernan@cacities.org](mailto:jkiernan@cacities.org))  
City Council



# City of Hidden Hills

6165 Spring Valley Road \* Hidden Hills, California 91302  
(818) 888-9281 \* Fax (818) 719-0083  
staff@hiddenhillscity.org \* www.hiddenhillscity.org

February 22, 2021

Honorable Henry Stern  
Senator, District 27  
California State Capitol, Room 5080  
Sacramento, California 95814

Dear Senator Stern:

On behalf of the residents and City Council of the City of Hidden Hills, I am writing to strongly urge to you OPPOSE Senate Bill 9 on behalf of your continuants. SB 9 makes little sense for the cities in your district, specifically allowing a blanket change of our zoning, to allow multi-family market rate developments in single-family neighborhoods by ministerial approval, cutting off all regulatory, environmental, and discretionary review and consideration. Hidden Hills joins many other cities and organizations in the opinion that SB 9 will have long lasting negative impacts on the great diversity and individuality of our many unique California communities, while not addressing the real issue: affordable housing.

A "one size fits all" approach to addressing California's housing crisis is not only unwise it is unattainable. The City of Hidden Hills is an entirely gated community on the western border of Los Angeles County. Approximately 1,800 residents live in 650 single family lots. Throwing out any sort of discretionary approval in Hidden Hills will make no dent in the state housing crisis while endangering the lives of its residents, creating building that will outpace the City's ability to provide services, and forever change the community's culture.

Below are four specific examples of the potential long-lasting effects of SB9 on Hidden Hills:

- Hidden Hills is already heavily favored by "speculative" home developers which has led to an oversized inventory of Hidden Hills homes (on average well above 5% vacancy at any one time) for sale. Allowing speculative builders to add to this oversized inventory would **devalue** current Hidden Hills homes while providing more overpriced and out of reach housing.
- Municipal services in Hidden Hills are provided by a staffing contingency of four full-time staff members. Any significant increase in population could not be adequately served by the City's current staffing levels and would not result in an adequate revenue increase to sustain the current level of municipal services offered.

- Hidden Hills is a 100% residential city with zero commercial or retail property. The City was developed in the 1950's as a rural equestrian community, consequently adding infill to the City would be unsustainable as the City's streets are narrow with no sidewalks. The City's infrastructure is in place and cannot grow.
- Increased density in Hidden Hills would lead to increased risk of wildfire. Hidden Hills sits directly in the path of many recent Santa Ana wind driven wildfire fires in the Santa Monica Mountain area including the devastating 2019 Woolsey Fire. Historically, Hidden Hills has escaped significant damage from these fires. This is by design and not luck. The rural nature of Hidden Hills lots creates defensible space which heavily discourages the house-to-house fire spread that have destroyed many communities

Based on the forgoing, we must oppose SB 9 as it is clear this solution will only negatively impact Hidden Hills but many other cities. We are committed to doing our part to curtail the state's housing crisis as the City has identified available property for affordable housing and is currently considering additional property adjacent to the City that could provide additional opportunities. But that is not related and have nothing to do with what is being proposed in SB 9.

We all agree, the housing crisis is real and needs to be solved. However, a top down, one size fits all approach is not the answer.

Sincerely,

Stuart E. Siegel  
Mayor

cc: Senator Toni Atkins ([senator.atkins@sen.ca.gov](mailto:senator.atkins@sen.ca.gov))  
Jeremy Wolf ([Jeremy.wolf@sen.ca.gov](mailto:Jeremy.wolf@sen.ca.gov))  
Evan Goldberg ([evan.goldberg@sen.ca.gov](mailto:evan.goldberg@sen.ca.gov))  
Jeff Kiernan, League of California Cities ([jkiernan@cacities.org](mailto:jkiernan@cacities.org))  
City Council



# City of Hidden Hills

6165 Spring Valley Road \* Hidden Hills, California 91302  
(818) 888-9281 \* Fax (818) 719-0083  
staff@hiddenhillscity.org \* www.hiddenhillscity.org

February 22, 2021

Honorable Scott Wiener  
Senator, District 11  
California State Capitol, Room 5100  
Sacramento, California 95814-4900

Dear Senator Wiener:

On behalf of the residents and City Council of the City of Hidden Hills, I am writing you in **OPPOSITION** to Senate Bill 9. SB 9 makes little sense for the cities in your district, specifically allowing a blanket change of our zoning, to allow multi-family market rate developments in single-family neighborhoods by ministerial approval, cutting off all regulatory, environmental, and discretionary review and consideration. Hidden Hills joins many other cities and organizations in the opinion that SB 9 will have long lasting negative impacts on the great diversity and individuality of our many unique California communities, while not addressing the real issue: affordable housing.

A “one size fits all” approach to addressing California’s housing crisis is not only unwise it is unattainable. The City of Hidden Hills is an entirely gated community on the western border of Los Angeles County. Approximately 1,800 residents live in 650 single family lots. Throwing out any sort of discretionary approval in Hidden Hills will make no dent in the state housing crisis while endangering the lives of its residents, creating building that will outpace the City’s ability to provide services, and forever change the community’s culture.

Below are four specific examples of the potential long-lasting effects of SB9 on Hidden Hills:

- Hidden Hills is already heavily favored by “speculative” home developers which has led to an oversized inventory of Hidden Hills homes (on average well above 5% vacancy at any one time) for sale. Allowing speculative builders to add to this oversized inventory would **devalue** current Hidden Hills homes while providing more overpriced and out of reach housing.
- Municipal services in Hidden Hills are provided by a staffing contingency of four full-time staff members. Any significant increase in population could not be adequately served by the City’s current staffing levels and would not result in an adequate revenue increase to sustain the current level of municipal services offered.
- Hidden Hills is a 100% residential city with zero commercial or retail property. The City was developed in the 1950’s as a rural equestrian community, consequently adding infill to the City would be unsustainable as the City’s streets are narrow with no sidewalks. The City’s infrastructure is in place and cannot grow.

- Increased density in Hidden Hills would lead to increased risk of wildfire. Hidden Hills sits directly in the path of many recent Santa Ana wind driven wildfire fires in the Santa Monica Mountain area including the devastating 2019 Woolsey Fire. Historically, Hidden Hills has escaped significant damage from these fires. This is by design and not luck. The rural nature of Hidden Hills lots creates defensible space which heavily discourages the house-to-house fire spread that have destroyed many communities

Based on the forgoing, we must oppose SB 9 as it is clear this solution will only negatively impact Hidden Hills but many other cities. We are committed to doing our part to curtail the state's housing crisis as the City has identified available property for affordable housing and is currently considering additional property adjacent to the City that could provide additional opportunities. But that is not related and have nothing to do with what is being proposed in SB 9.

We all agree, the housing crisis is real and needs to be solved. However, a top down, one size fits all approach is not the answer.

Sincerely,

Stuart E. Siegel  
Mayor

cc: Senator Henry Stern ([Senator.Stern@senate.ca.gov](mailto:Senator.Stern@senate.ca.gov))  
Senator Toni Atkins ([senator.atkins@senate.ca.gov](mailto:senator.atkins@senate.ca.gov))  
Senator Patricia Bates ([senator.bates@senate.ca.gov](mailto:senator.bates@senate.ca.gov))  
Senator Anna Caballero ([senator.caballero@senate.ca.gov](mailto:senator.caballero@senate.ca.gov))  
Senator Dave Cortese ([senator.cortese@senate.ca.gov](mailto:senator.cortese@senate.ca.gov))  
Senator Mike McGuire ([senator.mcguire@senate.ca.gov](mailto:senator.mcguire@senate.ca.gov))  
Senator Ochoa Bogh ([senator.ochoabogh@senate.ca.gov](mailto:senator.ochoabogh@senate.ca.gov))  
Senator Nancy Skinner ([senator.skinner@senate.ca.gov](mailto:senator.skinner@senate.ca.gov))  
Senator Thomas Umberg ([senator.umberg@senate.ca.gov](mailto:senator.umberg@senate.ca.gov))  
Senator Bob Wieckowski ([senator.wieckowski@senate.ca.gov](mailto:senator.wieckowski@senate.ca.gov))  
Senator Jim Nielson ([senator.nielson@senate.ca.gov](mailto:senator.nielson@senate.ca.gov))  
Senator Maria Elena Durazo ([senator.durazo@senate.ca.gov](mailto:senator.durazo@senate.ca.gov))  
Senator Robert Hertzberg ([senator.hertzberg@senate.ca.gov](mailto:senator.hertzberg@senate.ca.gov))  
Assembly Member Jesse Gabriel ([jesse.gabriel@asm.ca.gov](mailto:jesse.gabriel@asm.ca.gov))  
Jeff Kiernan, League of California Cities ([jkiernan@cacities.org](mailto:jkiernan@cacities.org))  
City Council

**HIDDEN HILLS COMMUNITY ASSOCIATION  
EXECUTIVE SESSION  
AGENDA**

**February 16, 2021**

**4:30 p.m.**

1. Approve Minutes of January Executive Session
2. Potential Litigation
3. Member Discipline

**HIDDEN HILLS COMMUNITY ASSOCIATION  
BOARD OF DIRECTORS MEETING**

**AGENDA**

**ZOOM LINK: <https://us02web.zoom.us/j/82813886525>**

**February 16, 2021**

**6:30 p.m.**

- A. Call to Order and Roll Call
- B. Approval of Minutes of January 19, 2021 Board Meeting
- C. Directors' Topics
  - 1. Report Committee Liaisons
  - 2. Approval of Tree Removals
  - 3. Discussion of Anti-Harassment Rule Change
  - 4. Update on LVMWD Generator at Bus Stop
  - 5. Review of Monthly Manager's Report
- D. Treasurer's Report - Joe Loggia, Treasurer
  - 1. Review Financial Reports
  - 2. Approve Tax Returns
  - 3. Review Delinquent Assessment List
- E. Committee Reports
  - 1. Gates and Patrol Services Committee / Covered 6 - Jeffrey Korchek, Chair
    - a. Recognition of Termed-Out Committee Member Kim Gagnier
    - b. Approval of New Committee Member Brian Goldstein
  - 2. Roads Committee - Mike Kotal, Chair
    - a. Approval of 2020-21 Road Project Plan
  - 3. Landscape Committee - Melissa Wallace, Chair
  - 4. Theater Committee - Karleen Basch, Chair
  - 5. Architectural Committee - Ryan Levis, Consultant
    - a. Request for Lot Split - 25067 Jim Bridger Road
    - b. Discussion of Amendment to Architectural Standards Re: Gas Lines
  - 6. Equestrian Services Committee - Keith Christian, Chair
    - a. Approval to Replace Short Court Footing at Spring Valley
  - 7. Parks & Recreation Committee - Liz Moses, Chair
  - 8. Report on City Council Meeting - John McGinnis, Liaison
- F. Announcements / Open Discussion from the Audience
- G. Report on Executive Session
- H. Adjournment

**LAS VIRGENES – MALIBU COUNCIL OF GOVERNMENTS  
GOVERNING BOARD MEETING**

Tuesday, February 16, 2021, 8:30 AM

**MEETING INFORMATION AND ACCOMMODATION**

Pursuant to the Governor’s Executive Orders, which waived certain Brown Act meeting requirements, including any requirements to make a physical meeting location available to the public; and, most recently, the March 19, 2020 Executive Order, which ordered all residents to stay at home. As such, the Las Virgenes-Malibu Council of Governments will provide Members of the Public the opportunity to view and participate in the meeting remotely using Zoom.

Join Zoom Meeting: Meeting ID: 853 4255 7423 - Passcode: 745615

A public agenda packet is available on the COG’s website [lvmcog.org](http://lvmcog.org). Members of the Public who wish to comment on matters before the Governing Board have two options: 1. Make comments limited to three minutes during the Public Comment Period, or 2. Submit an email with their written comments limited to 1,000 characters to [terry@lvmcog.org](mailto:terry@lvmcog.org) no later than 12:00 p.m. on Monday, February 15, 2021. The email address will remain open during the meeting for providing public comment during the meeting. Emails received during the meeting will be read out loud at the appropriate time during the meeting provided they are received before the Board takes action on an item (or can be read during general public comment). For any questions regarding the virtual meeting, please contact [terry@lvmcog.org](mailto:terry@lvmcog.org).

**AGENDA**

**1. CALL TO ORDER**

Governing Board Members:

Kelly Honig, Westlake Village, President  
Karen Farrer, Malibu, Vice President  
Stuart Siegel, Hidden Hills  
Denis Weber, Agoura Hills  
Alicia Weintraub, Calabasas

**2. APPROVAL OF THE AGENDA**

**3. PUBLIC COMMENT PERIOD**

Public comments are limited to three minutes per speaker. Pursuant to California Government Code Section 54954.2, the Governing Board is prohibited from discussing or taking immediate action on any item not on the agenda unless it can be demonstrated that the item is of an emergency nature, or the need to take action arose subsequent to the posting of the agenda.



**4. CONSENT CALENDAR**

Consent Calendar items will be approved in one motion unless removed for separate discussion or action.

A. January 19, 2021 Draft Meeting Notes – Attachment (pages 3-6)

B. February 2021 Financial Statement – Attachment (page 7-9)

Recommended Action: Approve Consent Calendar

**5. INFORMATION ITEMS**

A. State Legislation Update – Dane Hutchings, Lobbyist with Renne Public Policy Group, will highlight bills that have been introduced in 2021.

B. Executive Director’s Report – Attachment (pages 10-12)

C. Reports from Member Cities on COVID-19

- Agoura Hills, Calabasas, Hidden Hills, Malibu, and Westlake Village

**6. ACTION ITEMS**

A. Discussion of COG Goals and Priorities – Attachment (pages 13-14)

Recommended Action: Discuss and provide direction to COG staff.

B. Proposal to Sponsor Legislation to Improve City Selection Committee Meetings – Attachment (pages 15-17)

**7. PUBLIC SAFETY, LEGISLATIVE AND AGENCY PARTNER UPDATES**

A. Los Angeles County Sheriff’s Department

B. Los Angeles County Fire Department

C. Cal Cities

D. Updates from Legislative Staff and Agency Partners

**8. GENERAL COMMENTS AND REQUEST FOR FUTURE AGENDA ITEMS**

**9. FUTURE MEETING DATES**

Technical Advisory Committee Meeting: Wednesday, March 3<sup>rd</sup> at 8:30 AM

Governing Board Meeting: Tuesday, March 16<sup>th</sup> at 8:30 AM

**10. ADJOURNMENT**

**Draft Meeting Notes  
Governing Board Meeting  
VIRTUAL MEETING - VARIOUS LOCATIONS  
January 19, 2021**

*The Governing Board conducted the virtual meeting, via Zoom, and in accordance with California Governor Newsom's Executive Orders N-20-20 and N-35-20 and COVID-19 pandemic protocols.*

1 – Call to Order: Vice President Kelly Honig called the meeting to order at 8:33 AM.

Roll Call of Governing Board members present:

Kelly Honig, Westlake Village, Vice President  
Karen Farrer, Malibu  
Stuart Siegel, Hidden Hills  
Denis Weber, Agoura Hills  
Alicia Weintraub, Calabasas

The following non-voting city elected officials participated in the meeting:

Chris Anstead, Councilmember, Agoura Hills  
Ned Davis, Councilmember, Westlake Village  
Laura McCorkindale, Councilmember, Hidden Hills  
Mikke Pierson, Mayor, Malibu

2 – Approval of Agenda:

**ACTION:** Governing Board member Siegel moved to approve the Agenda. Governing Board member Weintraub seconded. The Motion carried 5-0, by the following roll call vote:

**AYES:** Vice President Honig and Governing Board members Siegel, Weber and Weintraub.

**NOES:** None.

**ABSENT:** None.

3 – Public Comment Period: None

4 – Election of Officers: Vice President Honig turned the meeting over to the Executive Director to conduct the election. Nominations were open for President.

**ACTION:** Governing Board member Weintraub nominated Kelly Honig. There were no other nominations. The Motion carried 5-0, by the following roll call vote:

AYES: Vice President Honig, Governing Board members Farrer, Siegel, Weber and Weintraub.  
NOES: None.  
ABSTAIN: None.  
ABSENT: None.

Kelly Honig was elected President. She thanked the Governing Board and then opened nominations for Vice President.

ACTION: President Honig nominated Karen Farrer. There were no other nominations. The Motion carried 5-0, by the following roll call vote:  
AYES: President Honig, Governing Board members Farrer, Siegel, Weber and Weintraub.  
NOES: None.  
ABSTAIN: None.  
ABSENT: None.

Karen Farrer was elected Vice President thanked the Governing Board.

5 – Consent Calendar: 5.A Meeting Notes from November 17, 2020; 5.B January 2021 Financial Statement.

ACTION: Governing Board member Weber moved to approve the Consent Calendar. Governing Board member Siegel seconded. The Motion carried 5-0, by the following roll call vote:  
AYES: President Honig, Vice President Farrer and Governing Board members Siegel, Weber and Weintraub.  
NOES: None.  
ABSENT: None.

6.A. – Presentation of SCAG’s Sustainable Communities Program Housing & Development Call for Applications: Lyle Janicek, SCAG Regional Planner gave the presentation. President Honig thanked Lyle Janicek for his presentation. No action was taken by the Governing Board.

6.B. – Executive Director’s Report: The Executive Director highlighted his report, which included an item in the Governor’s Proposed 2021-22 Budget. The Governor’s is proposing \$4.3 million to create a Housing Accountability Unit at the California Department of Housing and Community Development (HCD), “to further facilitate affordable housing production” through monitoring, technical assistance and enforcement of existing housing production laws. Examples of monitoring include sending HCD representatives to City Council meetings when new housing developments are being

considered. Governing Board members expressed concern about HCD monitoring city council meetings.

**ACTION:** Governing Board member Siegel moved to add this item to the agenda as an urgency item as it came up after the agenda was posted. Governing Board member Weber seconded. The Motion carried 5-0, by the following roll call vote:

**AYES:** President Honig, Vice President Farrer and Governing Board members Siegel, Weber and Weintraub.

**NOES:** None.

**ABSENT:** None.

**ACTION:** Governing Board member Weintraub moved to send a letter to the Governor opposing the \$4.3 million in the proposed Budget to create a Housing Accountability Unit at the California Department of Housing and Community Development. Vice President Farrer seconded. The Motion carried 5-0, by the following roll call vote:

**AYES:** President Honig, Vice President Farrer and Governing Board members Siegel, Weber and Weintraub.

**NOES:** None.

**ABSENT:** None.

6.C. – Reports from Member Cities on COVID-19: City Managers and Governing Board commented on COVID-19-related issues in their respective cities. No action was taken by the Governing Board.

7.A – Preview of Housing Legislation – The Executive Director presented an overview of housing bills that have been introduced in this legislative session. Following the presentation, the Executive Director asked the Governing Board to discuss with their respective cities and report back if there was support or opposition to any of the bills. No action was taken by the Governing Board.

7.B – Appointment to Santa Monica Bay Restoration Commission: The Executive Director provided background on the appointment process and prior COG representatives to the SMBRC.

**ACTION:** Governing Board member Weber moved to appoint Malibu Mayor Mikke Pierson as the COG representative to the Santa Monica Bay Restoration Commission. Vice President Farrer seconded. The Motion carried 5-0, by the following roll call vote:

AYES: President Honig, Vice President Farrer and Governing Board members Siegel, Weber and Weintraub.  
NOES: None.  
ABSENT: None.

8.A – Los Angeles County Sheriff's Department: Captain Becerra provided an update from the Lost Hills/Malibu Station.

8.B – Los Angeles County Fire Department: Chief Smith provide an update.

8.C – Cal Cities: Jeff Kiernan provided an update from Cal Cities.

8.D – Updates from Area Legislators and Agencies. Tessa Charnofsky provided an update from Supervisor Kuehl, Aurelia Friedman provided an update from Congressman Lieu and Jeremy Wolf provided an update from Senator Stern.

9. – Comments and Request for Future Agenda Items: None

10. – Future Meeting Dates: President Honig noted the 2021 Governing Board and TAC meeting schedule that had been prepared by the Executive Director and is attached to the agenda.

11. – Adjournment: Vice President Honig asked for a motion to adjourn the meeting at 10:08 AM.

ACTION: Governing Board member Siegel moved to adjourn the meeting. Governing Board member Weintraub seconded. The Motion carried 5-0, by the following roll call vote:

AYES: President Honig, Vice President Farrer and Governing Board members Siegel, Weber and Weintraub  
NOES: None.  
ABSENT: None

Respectfully submitted,

Terry Dipple  
Executive Director



Agoura Hills, CA

# Detail Report

## Account Detail

Date Range: 07/01/2020 - 06/30/2021

Account	Name	Beginning Balance	Total Activity	Ending Balance				
Fund: 090 - AGENCY FUND								
090-0000-210200	Cog Trust Account	-78,319.68	25,591.78	-52,727.90				
Post Date	Packet Number	Source Transaction	Pmt Number	Description	Vendor	Project Account	Amount	Running Balance
07/10/2020	CLPKT06356	00022691		METRO MISCELLANEOUS REVENUE METRO			-8,622.46	-86,942.14
08/06/2020	APPKT01881	0720	108027	COG 7/20	04852 - Maureen A. Micheline		8,283.37	-78,658.77
08/06/2020	APPKT01881	0720	108022	COG 7/20	06798 - Gabriel M. Graham		5,000.00	-73,658.77
08/06/2020	APPKT01881	0720	108046	COG 7/20	04965 - Terry Dipple		12,250.00	-61,408.77
08/13/2020	GLPKT10533	JN03727		COG			-20,000.00	-81,408.77
08/13/2020	GLPKT10533	JN03727		COG			-20,000.00	-101,408.77
08/13/2020	GLPKT10533	JN03727		COG			-20,000.00	-121,408.77
08/13/2020	GLPKT10533	JN03727		COG			-20,000.00	-141,408.77
08/13/2020	GLPKT11254	JN04012		COG			-20,000.00	-161,408.77
08/19/2020	CLPKT06432	00022866		21079-COG Dues			-8,622.46	-170,031.23
08/20/2020	APPKT01888	081320	108071	MTA MISCELLANEOUS REVENUE MTA	00164 - Alvarado Pacific Ins. Svcs. In		3,606.96	-166,424.27
09/03/2020	APPKT01896	0820	108195	COG Insurance	04852 - Maureen A. Micheline		8,283.37	-158,140.90
09/03/2020	APPKT01896	0820	108183	COG 8/20	06798 - Gabriel M. Graham		5,000.00	-153,140.90
09/03/2020	GLPKT10855	JN03904		COG 8/20			12,250.00	-140,890.90
09/22/2020	CLPKT06555	00023162		21049-Reclas T. Dipple Exp 8/20			-8,622.46	-149,513.36
10/08/2020	APPKT01916	0920	108358	MTA MISCELLANEOUS REVENUE MTA	04852 - Maureen A. Micheline		8,283.37	-141,229.99
10/08/2020	APPKT01916	0920	108370	COG 9/20	04965 - Terry Dipple		12,250.00	-128,979.99
10/08/2020	APPKT01916	0920	108350	COB 9/20	06798 - Gabriel M. Graham		5,000.00	-123,979.99
10/08/2020	APPKT01916	228505	108363	COG 9/20	03162 - Richards, Watson & Gersthor		192.00	-123,787.99
11/05/2020	APPKT01947	1020	108467	COG 8/20	04852 - Maureen A. Micheline		8,283.37	-115,504.62
11/05/2020	APPKT01947	1020	108460	COG 10/20	06798 - Gabriel M. Graham		5,000.00	-110,504.62
11/05/2020	APPKT01947	1020	108473	COG 10/20	04965 - Terry Dipple		12,250.00	-98,254.62
11/10/2020	CLPKT06675	00023433		MTA - COG MISCELLANEOUS REVENUE M...			-17,244.92	-115,499.54
12/03/2020	APPKT01964	1120	108602	COG 11/20	04852 - Maureen A. Micheline		8,283.37	-107,216.17
12/03/2020	APPKT01964	1120	108595	COG 11/2	06798 - Gabriel M. Graham		5,000.00	-102,216.17
12/03/2020	APPKT01964	1120a	108611	COG 11/20	04965 - Terry Dipple		215.88	-102,000.29
12/03/2020	GLPKT11163	JN03991		21073-Reclass T. Dipple AP			12,250.00	-89,750.29
12/31/2020	CLPKT06752	00023628		MTA MISCELLANEOUS REVENUE MTA			-8,622.46	-98,372.75
01/07/2021	APPKT01989	11220	108791	COG 12/20	06798 - Gabriel M. Graham		5,000.00	-93,372.75
01/07/2021	APPKT01989	1220	108736	COG 12/20	04852 - Maureen A. Micheline		8,283.37	-85,089.38
01/07/2021	APPKT01989	1220	108744	COG 12/20	04965 - Terry Dipple		12,250.00	-72,839.38
01/11/2021	CLPKT06770	00023658		MTA MISCELLANEOUS REVENUE MTA			-8,622.46	-81,461.84
02/04/2021	APPKT02011	0121	108860	COG 1/21	06798 - Gabriel M. Graham		5,000.00	-76,461.84

7

4.B

Account 090-0000-210200  
 Cog Trust Account - Continued

Post Date	Packet Number	Source Transaction	Pmt Number	Description	Vendor	Project Account	Amount	Running Balance
02/04/2021	APPKT02011	0121	108880	COG 1/21	04965 - Terry Dipple		12,250.00	-64,211.84
02/04/2021	APPKT02011	0121	108870	COG 1/21	04852 - Maureen A. Micheline		8,363.79	-55,848.05
02/04/2021	APPKT02011	226912	108874	Legal 4/20	03162 - Richards, Watson & Gershon		32.00	-55,816.05
02/04/2021	APPKT02011	227675	108874	Legal Fees 6/20	03162 - Richards, Watson & Gershon		1,936.15	-53,879.90
02/04/2021	APPKT02011	228075	108874	Legal 7/20	03162 - Richards, Watson & Gershon		208.00	-53,671.90
02/04/2021	APPKT02011	230305	108874	Legal	03162 - Richards, Watson & Gershon		32.00	-53,639.90
02/04/2021	APPKT02011	9589	108879	Core Comm - Verizon - Canwo...	04810 - Telecom Law Firm, P. C.		912.00	-52,727.90

**Total Fund: 090 - AGENCY FUND: Beginning Balance: -78,319.68 Total Activity: 25,591.78 Ending Balance: -52,727.90**

**Grand Totals: Beginning Balance: -78,319.68 Total Activity: 25,591.78 Ending Balance: -52,727.90**

# Fund Summary

Fund	Beginning Balance	Total Activity	Ending Balance
090 - AGENCY FUND	-78,319.68	25,591.78	-52,727.90
<b>Grand Total:</b>	<b>-78,319.68</b>	<b>25,591.78</b>	<b>-52,727.90</b>



**Governing Board Agenda Report**

**DATE:** February 16, 2021  
**TO:** Governing Board and Alternates  
**FROM:** Terry Dipple, Executive Director  
**SUBJECT:** Executive Director's Report

---

**OVERVIEW**

The purpose of this memorandum is to update the Governing Board on the status of COG projects and other items of interest.

**Governor's Proposed 2021-22 Budget** – As directed by the Governing Board at the January COG meeting, I drafted the attached letter to the Governor regarding his budget proposal to include \$4.3 million to create a Housing Accountability Unit at the California Department of Housing and Community Development. Copies were sent to area legislators.

**COG's Homeless Outreach Coordinator** – Gabriel continues to provide weekly updates on his assistance to people experiencing homelessness in the region. Discussions have begun for continuation of the grant used to fund Gabriel's position. I have not been given a grant amount yet but have been assured it will be sufficient to fund Gabriel's position with the COG through June 2022.

**Evacuation Plan** – At the January meeting, OEM discussed the operational coordination of using evacuation zones for evacuations, i.e. how responders would best be able to access the zones, use them for evacuation planning, ordering alert and warning campaigns be triggered, and what processes and trainings may be needed to help build and maintain these capabilities. The meeting last week was about GIS needs for using the zones in mass notification systems, incident management software, public facing websites. Next, OEM will begin reaching out to COG cities for one on one meetings to draft up their zones based on feedback from the previous meetings that have been held.

Current meeting schedule:

2/18 - Stakeholder progress report OEM webinar (virtual).

Late February into March – One-on-one stakeholder meetings to draft zones based on developed guidelines.

**Advanced Planning for Measure M 9<sup>th</sup> Year Allocation** – The 9<sup>th</sup> year allocation for the COG has been reduced by Metro due to a reduction in sales tax during the pandemic. The COG had anticipated \$12-13 million but will be allocated a total of \$9,994,444 for 24/25, which is the 9<sup>th</sup> year. I have begun a series of informal discussions with the cities

to outline a proposed schedule for project submittal. I will present more details at the March TAC and COG meetings.

**North Santa Monica Bay Watershed Area Committee** – I have invited Melina Watts, the recently hired Watershed Coordinator, to be introduced and make a short presentation at the March COG meeting.

**Metro Traffic Reduction Study** – Metro has requested to present an update on the Traffic Reduction Study at the March 16<sup>th</sup> COG meeting. The study seeks to explore the feasibility of various congestion pricing concepts to reduce traffic in Los Angeles County. Metro staff are examining corridor pricing, cordon pricing, and Vehicle Miles Traveled pricing as potential strategies for managing transportation demand. Staff has launched their stakeholder and public engagement process with a focus on potential geographic locations for a pilot program, potential support and opposition to a pilot program, and potential tradeoffs they should consider.

January 25, 2021

The Honorable Gavin Newsom  
Governor, State of California  
State Capitol, First Floor  
Sacramento, CA 95814

Re: Opposition to Budget Proposal to Create Housing Accountability Unit

Dear Governor Newsom:

The Las Virgenes-Malibu Council of Governments is strongly opposed to your \$4.3 million budget proposal to create a Housing Accountability Unit within Housing Community Development that would monitor City Council meetings when new housing developments are being considered.

The strength of California is in our independent and uniquely diverse cities. As city leaders, we are in the best position to make local land-use decisions that benefit our residents. Local autonomy is very important to all city leaders and the citizens they serve. As a former Mayor, we trust that you understand our opposition to anything that weakens or interferes with our ability to govern our cities at the local level for the benefit of the people who elected us.

Our COG cities are aware of the state-mandated housing requirements and the need for affordable housing and are working toward these goals at the local level. In the aftermath of the pandemic, we should be working together to address affordable housing, homelessness and the economy. More bureaucracy, like your proposed Housing Accountability Unit, is not the answer.

The Las Virgenes-Malibu Council of Governments respectfully requests that you withdraw the \$4.3 million for the Housing Accountability Unit and reallocate it where it can be used to help our cities recover from the pandemic.

Sincerely,

*(Original signed and sent via email and USPS)*

Kelly Honig  
President

cc: City of Agoura Hills  
City of Calabasas  
City of Hidden Hills  
City of Malibu  
City of Westlake Village  
League of California Cities  
Assemblymembers Bloom, Gabriel and Irwin  
Senator Stern

**Governing Board Agenda Report**

**DATE:** February 16, 2021  
**TO:** Governing Board Delegates and Alternates  
**FROM:** Terry Dipple, Executive Director  
**SUBJECT:** Goals and Priorities

---

**OVERVIEW**

The purpose of this memorandum is to present the Governing Board with information on goals and priorities discussion from previous years.

**RECOMMENDATION**

That the Governing Board discuss Goals and Priorities and provide direction to staff.

**BACKGROUND**

At the July 2020 COG meeting, the Governing Board members commented on the goals and priorities from 2019/2020 and there was a consensus on the following goals and priorities for 2020/2021:

- Working with LA County to develop an Evacuation Plan for the COG region. – The COG is currently working with the County on the plan that is scheduled to be completed by June 2021.
- Continuing the COG’s efforts to address homelessness. – Discussions have begun for continuation of the grant used to fund Gabriel Graham’s outreach coordinator position with the COG. I have not been given a grant amount yet but have been assured it will be sufficient to fund Gabriel’s position with the COG through June 2022.
- Explore retaining a Sacramento-based lobbyist. – The Governing Board subsequently elected no to retain a lobbyist.
- Developing a COG legislative platform. – The Governing Board subsequently elected no to move forward with a legislative platform.
- Exploring the possibilities of using Measure M funds to install broadband to link the five city halls, which would be beneficial during emergencies such as wild fires. – Supervisor Kuehl is not supportive of using Measure M funds for broadband.

**Current and Continuing COG Priorities**

- Measure R and M funds to cities for various COG approved Highway and Active Transportation projects.

- Hazard Mitigation/Emergency Preparedness – The COG's Hazard Mitigation Plan was approved by FEMA and the COG cities, in 2019. The HMP was completed using a majority of grant funds.
- Environmental – The COG was actively involved in the negotiations for Measure W (Safe Clean Water) that resulted in significant stormwater funding coming back to the cities and staying in the region. The COG continues to participate in the North Santa Monica Bay Watershed Area Committee.
- Homelessness – The grant funds have been used to pay for hygiene kits and to fund the COG's homeless outreach coordinator. Gabriel Graham continues to do an excellent job as the outreach coordinator and negotiations are underway to continue the County Homeless Grant in order to fund the outreach coordinator position through June 2022.
- Continuing to meet with area legislators to discuss legislation and regional issues.
- Broadband – The Governing Board needs to provide further direction.
- Evacuation Plan – Los Angeles County Office of Emergency Services is working with the COG and agency partners, as mentioned above.

#### COG Budget Information

Fiscal Year 2020/2021 Revenue: \$329,853

- \$100,000 in member dues (\$20,000 per city)
- \$57,250 from Metro for Measure M project planning and programming
- \$103,470 from Metro for Metro Board Consultant (Maureen Micheline)
- \$69,133 remaining Innovation Funds and Hygiene grant from Los Angeles County Homeless Initiative

Fiscal Year 2020/2021 Expenses: \$295,100

- \$147,000 Executive Director Salary (\$57,250 Measure M Planning and \$89,750 from dues)
- \$99,400 for Maureen Micheline, Metro Board Consultant (\$103,470 from Metro)
- \$60,000 for Gabriel Graham, Outreach Coordinator (grant funded)
- \$3,700 for Officers and Directors liability insurance
- \$2,500 for COG legal counsel

**Governing Board Agenda Report**

**DATE:** February 16, 2021  
**TO:** Governing Board Delegates and Alternates  
**FROM:** Terry Dipple, Executive Director  
**SUBJECT:** Proposal to Sponsor City Selection Committee Legislation

---

**OVERVIEW**

The purpose of this memorandum is to present the Governing Board with information on a proposal by Mayor James Bozajian, Calabasas, to have the COG sponsor legislation that would make it easier to obtain a quorum at the Los Angeles County City Selection Committee meetings.

**RECOMMENDATION**

That the Governing Board discuss the proposal from Mayor Bozajian to sponsor the suggested changes to the California Government Code as it pertains to the City Selection Committee and provide direction to staff.

**BACKGROUND**

The City Selection Committee meetings held in December and January, where Ara Najarian was reelected to the Metro Board, were not adequately noticed or well-organized. Following the meetings, Mayor Bozajian and I discussed the proceedings and the possibility of the COG sponsoring legislation that would make it easier to get a quorum of the 88 cities in the County. Mayor Bozajian and I reached out to Assemblymember Gabriel's legislative director, who expressed interest. We discussed the two changes Mayor Bozajian is proposing to the existing statutes covering the City Selection Committee. They are as follows:

Government Code Section 50272. Add the following passage to the end of this section: "The quorum for such subsequent meeting shall be lowered to one-third of all member cities within a county, if the agenda is limited only to items which appeared on the immediately preceding agenda where quorum was not established."

Government Code Section 50277. Add the following passage to the end of this section: "Meetings may be conducted utilizing teleconferencing and electronic means, provided that all other applicable protocols in this section are followed."

According to Mayor Bozajian, the justification for these changes is very straightforward. He stated that prior to the pandemic, it was difficult for the Los Angeles

County City Selection Committee to conduct business in person because they are rarely able to achieve quorum. At times, the City Selection Committee has gone more than one year without reaching quorum. It's his belief that other 57 counties throughout the state must experience similar challenges given the vast geographic expanse of many of the counties.

ATTACHMENT: Current City Selection Committee Sections of the Government Code

## **Current City Selection Committee Sections of the Government Code**

### **Section 50271**

*(a) When the mayor is unable to attend a meeting of a city selection committee, the mayor shall designate another member of the city's legislative body to attend and vote at the meeting as the mayor's representative.*

*(b) For the city selection committee in the County of Los Angeles, the following shall apply when the mayor or the mayor's designated member is unable to attend a meeting of the city selection committee:*

*(1) The vice mayor or mayor pro tempore shall serve as the voting member and shall be entitled to one vote.*

*(2) (A) In the absence of the mayor and the vice mayor or mayor pro tempore, the next ranking council member shall serve as the voting member and shall be entitled to one vote.*

*(B) The ranking council member shall be determined by seniority of service on the council.*

### **SEC. 2**

*The Legislature finds and declares that a special law is necessary and that a general law cannot be made applicable within the meaning of Section 16 of Article IV of the California Constitution because of the challenges faced as a result of the current governance structure of the County of Los Angeles.*

### **Section 50272**

*Representatives of a majority of the number of cities within a county entitled to representation on the city selection committee shall constitute a quorum of the committee; provided, however, that a majority vote of the representatives of the number of cities within a county entitled to representation on the committee is necessary to appoint representatives to boards, commissions, or agencies. Whenever a quorum is not present at a meeting of any city selection committee, the meeting shall be postponed or adjourned to a subsequent time and place, as determined by the chairman.*

### **Section 50277**

*A city selection committee shall conduct regular meetings at the times specified by it in its rules and regulations, and shall also meet upon the call of its chairman. The chairman of a selection committee may call a special meeting of the committee at any time, and the chairman shall call a special meeting of the selection committee upon the written request of 50 percent of the members of the city selection committee. When a chairman is required to call a special meeting of a city selection committee pursuant to this section, such a meeting shall be called and held within 60 days after receipt of such written request. Within three weeks prior to the date fixed for a special meeting of the committee, the chairman of the committee shall notify the committee secretary of the date, time, and place of the special meeting.*





# City of Hidden Hills

6165 Spring Valley Road \* Hidden Hills, California 91302  
(818) 888-9281 \* Fax (818) 719-0083

## MEMORANDUM

**To:** Honorable Mayor and Members of the City Council  
**From:** Kerry Kallman, City Manager  
**Date:** February 22, 2021  
**Subject:** Review of Fiscal Year 2020/21 Mid-Year Budget Report

### Background

Attached for the City Council's review is the Fiscal Year 2020/21 mid-year budget report highlighting the revenues and expenditures from July 1, 2020 to December 31, 2020. This report also presents preliminary revenue and expenditure projections for all departments through June 30, 2021.

The purpose of this report is to present a clear and accurate account of the City's current financial picture and identify any budgetary trends or issues, and possible budget adjustments (if any) the City Council may wish to consider that impacts services and programs through the remainder of the year.

### Discussion

In reviewing this report, the City Council will find a summary of revenues/expenditures by department/program. This information includes revenues/expenses incurred through the first six months of the fiscal year, followed by a review of projected revenues/expenditures through the end of the fiscal year.

A brief summary of budget highlights is presented below.

### Revenues

General Fund receipts during the first six months of the year totaled 1.4 million representing 43% of the budgeted revenue for the entire fiscal year. As for the end of the year, it is estimated the City will receive more than 3.3 million in General Fund receipts, which is slightly more than originally budgeted.

In reviewing projected General Fund revenue through June 30, there are several points worth highlighting:

1. Although revenue associated with Building and Safety is down 11% compared to this time last year, it is projected that this revenue will come in as originally budgeted (\$600,000).
2. Property Tax, Property Tax Library and Property Tax in Lieu of VLF revenue is anticipated to be approximately 3% slightly higher than budgeted.
3. Property Tax Transfer Tax is anticipated to be 50% more than the budgeted amount.
4. LAIF interest is anticipated to be 60% lower than what was budgeted (\$55,000).

### Expenditures

Overall, through the first six months of the fiscal year, expenditures for all departments and programs totaled more than 1.1 million or 33% of the budget. The projected year-end expenditures are anticipated to be \$156,659 (4.6%) lower than originally budgeted.

Below are a few variations in City's departmental expenditures pattern through December:

1. Salaries & Benefits is projected to be 7% lower than budgeted due to delay in hiring of Administrative Analyst.
2. Miscellaneous Expense is anticipated to be approximately \$50,000 over budget mainly due to entering into an agreement with Resolute for lobbying services. A budget adjustment of \$50,000 is recommended.
3. The cancelling of the 2020 Fiesta due to the Pandemic has led to a savings of approximately \$110,000
4. Expense associated with engineering contract staff time is anticipated to slightly increase. This can be attributed mostly to contract staff work on the Round Meadow/Mureau Road Entry Landscaping and Undergrounding project.

### Transfers

The transfer of \$1,200,000 from City reserves represents funds to be used for the Long Valley Undergrounding Project. A separate account has been created for Capital Improvement Projects,

and is now being reported separately from General Operating Account in an effort to present more clarity.

### COVID-19 Relief

The attached chart details City's use of COVID related relief funds. In summary, the City has applied over \$111,000 of either FEMA relief or CARES act funds to offset expenses associated with the COVID-19 pandemic.

### Recommendation

It is suggested that the City Council review the attached mid-year budget report, and provide direction to the City Manager relative to the City budget as deemed appropriate.

It is further recommended the City Council approve a budget adjustment in the amount of \$50,000 for the Lobbying services agreement.

### Attachments:

1. Mid-Year Budget Review FY 2020-21 – General Fund
2. Mid-Year Budget Review FY 2020-21 – Capital Projects Fund
3. COVID-19 Relief Fund Summary

**CITY OF HIDDEN HILLS**  
**Mid-Year Budget Review FY 2020-21**

10 - General Fund	FY 2019-20	FY 2020-21			
	Prior Year Actual	Mid Year Actual	Year End Projected	Adopted Budget	Over/ (Under)
<b>Revenues</b>					
<b>Property Tax</b>					
4100-00 Secured/Unsecured Property Tax	1,115,909.70	506,178.59	1,208,000.00	1,175,202.00	32,798
4115-10 Property Tax - Library	418,830.96	190,210.97	450,000.00	441,284.00	8,716
<b>TOTAL - Property Taxes</b>	<b>1,534,740.66</b>	<b>696,389.56</b>	<b>1,658,000.00</b>	<b>1,616,486.00</b>	<b>41,514</b>
<b>Other Local Taxes</b>					
4210-10 Real Property Transfer Tax	101,599.58	96,306.38	150,000.00	100,000.00	50,000
4220-10 Sales & Use Tax	5,505.60	13,069.56	16,000.00	5,000.00	11,000
<b>TOTAL - Local Taxes</b>	<b>107,105.18</b>	<b>109,375.94</b>	<b>166,000.00</b>	<b>105,000.00</b>	<b>61,000</b>
<b>Interest Income</b>					
4400-10 LAIF & Banks	51,870.71	5,071.95	18,461.81	55,000.00	(36,538)
4401-10 Charles Schwab	250,303.65	127,278.62	200,000.00	200,000.00	0
<b>TOTAL - Interest Income</b>	<b>302,174.36</b>	<b>132,350.57</b>	<b>218,461.81</b>	<b>255,000.00</b>	<b>(36,538)</b>
<b>Other Taxing Entities</b>					
4120-10 Property Tax in Lieu of VLF	279,674.00	-	305,530.00	296,454.00	9,076
4245-10 Motor Vehicle In Lieu	1,491.96	-	1,000.00	1,000.00	0
<b>TOTAL - Other Taxing Entities</b>	<b>281,165.96</b>	<b>-</b>	<b>306,530.00</b>	<b>297,454.00</b>	<b>9,076</b>
<b>Building and Safety</b>					
4613-10 Building & Safety Permits	665,036.66	309,396.97	600,000.00	600,000.00	0
4614-10 Planning Fees	18,816.01	7,331.00	21,800.00	21,800.00	0
4615-10 Engineering Fees	7,941.32	16,000.79	17,000.00	14,800.00	2,200
4616-10 Environmental Fees	13,396.57	5,489.88	11,960.00	11,960.00	0
<b>TOTAL - Building &amp; Safety</b>	<b>705,190.56</b>	<b>338,218.64</b>	<b>650,760.00</b>	<b>648,560.00</b>	<b>2,200</b>
<b>Fiesta</b>					
4830-10 Fiesta	32,479.10	-	-	33,000.00	(33,000)
<b>TOTAL - Fiesta</b>	<b>32,479.10</b>	<b>-</b>	<b>-</b>	<b>33,000.00</b>	<b>(33,000)</b>
<b>Other Revenue</b>					
4105-10 PSAF Revenue	22,924.97	7,904.79	23,000.00	23,000.00	0
4215-10 Schwab Market Revenue	71,909.38	40,043.04	-	-	0
4350-10 Settlement Proceeds	1,076,769.82	-	-	-	0
4605-10 Franchise Fees - AT&T	3,737.69	897.27	4,000.00	4,000.00	0
4610-10 Franchise Fees - Edison	55,770.79	-	56,000.00	56,000.00	0
4620-10 Franchise Fees - Gas	14,426.79	-	15,000.00	15,000.00	0
4621-10 Franchise Fees - Waste Hauler	53,039.18	16,371.46	50,000.00	50,000.00	0
4622-10 Franchise Fees - Cable	9,590.76	2,540.48	9,000.00	9,000.00	0
4623-10 Waste Management Fee	7,700.00	2,002.00	8,000.00	8,000.00	0
4625-10 Alarm Registration	10,990.00	2,130.00	8,000.00	8,000.00	0
4850-10 Miscellaneous Income	12,355.37	2,300.40	2,300.40	2,000.00	300
6560-10 Grant Revenue	59,905.00	64,677.00	160,000.00	160,000.00	0
<b>TOTAL - Other Revenue</b>	<b>1,399,119.75</b>	<b>138,866.44</b>	<b>335,300.40</b>	<b>335,000.00</b>	<b>300</b>
<b>Total Revenue</b>	<b>4,361,975.57</b>	<b>1,415,201.15</b>	<b>3,335,052.21</b>	<b>3,290,500.00</b>	<b>44,552</b>

**CITY OF HIDDEN HILLS**  
**Mid-Year Budget Review FY 2020-21**

10 - General Fund	FY 2019-20	FY 2020-21			
	Prior Year Actual	Mid Year Actual	Year End Projected	Adopted Budget	Over/ (Under)
<b>Transfers In</b>					
4901-10 Transfer from COPS Fund	158,985.12	56,804.64	145,110.06	100,000.00	45,110
4905-10 Transfer from Gas Tax	47,659.02	8,127.00	46,000.00	73,108.00	(27,108)
4907-10 Transfer from Measure W	-	-	-	80,000.00	(80,000)
<b>TOTAL - Transfers In</b>	<b>206,644.14</b>	<b>64,931.64</b>	<b>191,110.06</b>	<b>253,108.00</b>	<b>(61,998)</b>
<b>Total Revenues &amp; Transfers</b>	<b>4,568,619.71</b>	<b>1,480,132.79</b>	<b>3,526,162.27</b>	<b>3,543,608.00</b>	<b>(17,446)</b>
<b>Expenditures</b>					
<b>Salaries &amp; Benefits</b>					
5100-10 City Manager Salary	178,369.24	93,500.03	187,000.00	187,000.00	0
5115-10 Cell Phone Allowance	900.00	449.94	900.00	900.00	0
5120-10 Administrative Analyst	-	2,560.00	36,864.00	62,000.00	(25,136)
5130-10 City Clerk	83,846.64	43,393.61	86,787.22	87,000.00	(213)
5140-10 Accounting Specialist	75,206.92	38,563.20	77,868.03	78,000.00	(132)
5150-10 Payroll Taxes	9,647.01	5,050.34	12,000.00	13,000.00	(1,000)
5160-10 Workers Comp	6,415.94	1,695.01	7,000.00	9,000.00	(2,000)
5170-10 CalPERS Retirement	44,724.23	24,800.57	53,000.00	60,000.00	(7,000)
5175-10 CalPERS Unfunded Liability	566,992.44	488.00	488.00	505.00	(17)
5180-10 Group Health Insurance	42,468.72	22,456.74	53,840.50	56,000.00	(2,160)
5190-10 Dental & Vision Insurance	3,992.40	1,996.38	4,391.76	5,500.00	(1,108)
<b>TOTAL - Payroll</b>	<b>1,012,563.54</b>	<b>234,953.82</b>	<b>520,139.51</b>	<b>558,905.00</b>	<b>(38,765)</b>
<b>Administration</b>					
5200-10 City Attorney	78,465.27	31,719.11	80,000.00	80,000.00	0
5205-10 City Auditor	31,220.00	5,380.00	32,000.00	38,000.00	(6,000)
5210-10 Dues - LVMCOG	20,000.00	20,000.00	20,000.00	20,000.00	0
5215-10 Dues & Subscriptions	15,905.14	5,505.94	12,500.00	12,500.00	0
5220-10 Liability Insurance	16,863.00	22,703.00	22,703.00	22,517.00	186
5225-10 Blanket Fidelity Bond	750.00	788.00	788.00	800.00	(12)
5230-10 Property Insurance	3,968.00	4,520.00	4,520.00	4,300.00	220
5240-10 Community Assistance	2,500.00	10,397.85	15,000.00	15,000.00	0
5250-10 Election	331.84	292.60	11,000.00	11,000.00	0
5255-10 Miscellaneous Expense	246.38	15,000.00	55,000.00	5,000.00	50,000
5260-10 Newsletter	16,741.23	8,617.96	17,135.92	17,000.00	136
5270-10 Office Expense	52,698.19	19,385.28	37,522.04	35,000.00	2,522
5275-10 Data Processing/IT Support	20,908.35	8,085.88	28,376.76	28,000.00	377
5280-10 Telephone	6,848.50	2,732.93	8,836.82	10,500.00	(1,663)
5285-10 Utilities	38,626.18	18,067.55	32,533.76	32,000.00	534
5290-10 Travel & Meetings	10,037.45	413.00	4,563.00	13,000.00	(8,437)
5295-10 Schwab Service Charges	39,946.56	20,570.83	42,000.00	42,000.00	0
<b>TOTAL - Admin</b>	<b>356,056.09</b>	<b>194,179.93</b>	<b>424,479.30</b>	<b>386,617.00</b>	<b>37,862</b>

**CITY OF HIDDEN HILLS**  
**Mid-Year Budget Review FY 2020-21**

10 - General Fund	FY 2019-20	FY 2020-21			
	Prior Year Actual	Mid Year Actual	Year End Projected	Adopted Budget	Over/ (Under)
<b>Community Services</b>					
5500-10 Fiesta	136,152.75	2,500.00	-	140,000.00	(140,000)
5510-10 Library	418,830.96	20,028.22	450,000.00	441,284.00	8,716
<b>TOTAL - Fiesta</b>	<b>554,983.71</b>	<b>22,528.22</b>	<b>450,000.00</b>	<b>581,284.00</b>	<b>(131,284)</b>
<b>Public Safety</b>					
5600-10 Police Protection/STAR	516,736.47	171,574.17	590,687.00	590,687.00	0
5610-10 Supplemental P.S. Support	168,220.63	32,555.92	144,510.00	181,750.00	(37,240)
5620-10 Emergency Svcs Coordinator	35,650.00	12,050.00	36,000.00	36,000.00	0
5625-10 Disaster Preparedness	30,883.43	22,166.18	30,000.00	30,000.00	0
5640-10 Animal Control	2,523.63	2,649.02	6,000.00	6,000.00	0
<b>TOTAL - Public Safety</b>	<b>754,014.16</b>	<b>240,995.29</b>	<b>807,197.00</b>	<b>844,437.00</b>	<b>(37,240)</b>
<b>Building &amp; Safety</b>					
5700-10 Engineering	203,955.30	76,851.26	190,609.51	184,949.00	5,661
5710-10 Building and Safety	394,933.58	139,455.69	380,000.00	380,000.00	0
5720-10 Planning	50,206.13	11,242.55	67,224.30	62,000.00	5,224
5730-10 NPDES/Environmental	161,029.46	85,807.95	181,164.70	179,132.00	2,033
<b>TOTAL - Building &amp; Safety</b>	<b>810,124.47</b>	<b>313,357.45</b>	<b>818,998.51</b>	<b>806,081.00</b>	<b>12,918</b>
<b>Maintenance</b>					
5800-10 Janitorial	16,370.46	10,850.00	24,850.00	24,000.00	850
5805-10 Street Cleaning	2,041.20	850.50	2,041.20	2,041.00	0
5810-10 Garden Service	4,072.00	1,894.00	4,000.00	5,000.00	(1,000)
5820-10 Repairs/Maintenance	17,171.75	12,506.44	21,000.00	21,000.00	0
<b>TOTAL - Maintenance</b>	<b>39,655.41</b>	<b>26,100.94</b>	<b>51,891.20</b>	<b>52,041.00</b>	<b>(150)</b>
<b>Capital Improvement</b>					
5901-10 City Hall Improvement	27,709.00	2,795.00	100,000.00	100,000.00	0
5909-10 Utility Undergrounding	7,051.91	78,952.14	-	-	0
5910-10 Fiber to the Home	30,073.90	10,605.00	100,000.00	100,000.00	0
<b>TOTAL - Capital Improvement</b>	<b>64,834.81</b>	<b>92,352.14</b>	<b>200,000.00</b>	<b>200,000.00</b>	<b>0</b>
<b>Total Expenditures</b>	<b>3,592,232.19</b>	<b>1,124,467.79</b>	<b>3,272,705.52</b>	<b>3,429,365.00</b>	<b>(156,659)</b>
<b>Transfers Out</b>					
7604-10 Transfer to Measure R Hwy	64,481.00	-	112,500.00	112,500.00	0
<b>TOTAL - Transfers In</b>	<b>64,481.00</b>	<b>-</b>	<b>112,500.00</b>	<b>112,500.00</b>	<b>0</b>
<b>Total Expenditures &amp; Transfers</b>	<b>3,656,713.19</b>	<b>1,124,467.79</b>	<b>3,385,205.52</b>	<b>3,541,865.00</b>	<b>(156,659)</b>
<b>Excess of Revenues Over/ Under Expenditures</b>	<b>911,906.52</b>	<b>355,665.00</b>	<b>140,956.75</b>	<b>1,743.00</b>	

**CITY OF HIDDEN HILLS**  
**Mid-Year Budget Review FY 2020-21**

<b>15 - Capital Projects Fund</b>	FY 2020-21			
	Mid Year Actual	Year End Projected	Adopted Budget	Over/ (Under)
<b>Revenues</b>				
<b>Other Revenue</b>				
6560-10 Grant Revenue (Rule A)	-	-	24,895.00	(24,895)
<b>TOTAL - Other Revenue</b>	-	-	24,895.00	(24,895)
<b>Total Revenue</b>	-	-	24,895.00	(24,895)
<b>Transfers In</b>				
4902-10 Transfer from General Fund	-	-	-	0
4910-10 Transfer from Fund Reserve	-	1,200,000.00	2,575,105.00	(1,375,105)
<b>TOTAL - Transfers In</b>	-	1,200,000.00	2,575,105.00	(1,375,105)
<b>Total Revenues &amp; Transfers</b>	-	1,200,000.00	2,600,000.00	(1,400,000)
<b>Expenditures</b>				
<b>Capital Improvement</b>				
5909-10 Utility Undergrounding	-	1,200,000.00	2,600,000.00	(1,400,000)
<b>TOTAL - Capital Improvement</b>	-	1,200,000.00	2,600,000.00	(1,400,000)
<b>Total Expenditures</b>	-	1,200,000.00	2,600,000.00	(1,400,000)
<b>Transfers Out</b>				
7601-10 Transfer to General Fund	-	-	-	0
<b>TOTAL - Transfers In</b>	-	-	-	0
<b>Total Expenditures &amp; Transfers</b>	-	1,200,000.00	2,600,000.00	(1,400,000)
<b>Excess of Revenues Over/ Under Expenditures</b>	-	-	-	

**CITY OF HIDDEN HILLS**  
**COVID-19 Relief Funding Summary**

	COVID-19 Grants				Total
	FEMA		CARES Act		
	FY19-20	FY20-21	FY19-20	FY20-21	
<b>COVID-19 Budgeted</b>	79,874.00		50,000.00		
<b>Funding Received</b>	59,905.00		50,000.00		109,905.00
<b>Expenditures</b>					
<b>Salaries &amp; Benefits</b>					
5100-10 City Manager Salary			6,742.50	2,697.00	9,439.50
5130-10 City Clerk			4,995.97	1,251.60	6,247.57
5140-10 Accounting Specialist	1,054.11		889.92	667.44	2,611.47
5150-10 Payroll Taxes	30.57		366.22	133.87	530.66
5160-10 Workers Comp	2.46		296.74	115.65	414.85
<b>TOTAL - Payroll</b>	<b>1,087.14</b>	<b>-</b>	<b>13,291.35</b>	<b>4,865.56</b>	<b>19,244.05</b>
<b>Administration</b>					
5200-10 City Attorney	10,754.00	1,387.00			12,141.00
5215-10 Dues & Subscriptions	5,250.00				5,250.00
5270-10 Office Expense	10,696.38		1,780.05	38.11	12,514.54
5275-10 Data Processing/IT Support	340.00				340.00
<b>TOTAL - Admin</b>	<b>27,040.38</b>	<b>1,387.00</b>	<b>1,780.05</b>	<b>38.11</b>	<b>30,245.54</b>
<b>Public Safety</b>					
5600-10 Police Protection/STAR				2,469.49	2,469.49
5620-10 Emergency Svcs Coordinator	10,850.00	4,800.00			15,650.00
5625-10 Disaster Preparedness	5,335.73	6,985.71		5,195.14	17,516.58
<b>TOTAL - Public Safety</b>	<b>16,185.73</b>	<b>11,785.71</b>	<b>-</b>	<b>7,664.63</b>	<b>35,636.07</b>
<b>Building &amp; Safety</b>					
5700-10 Engineering	2,831.00				2,831.00
<b>TOTAL - Building &amp; Safety</b>	<b>2,831.00</b>	<b>-</b>	<b>-</b>	<b>-</b>	<b>2,831.00</b>
<b>Maintenance</b>					
5800-10 Janitorial	7,970.46	12,850.00			20,820.46
5820-10 Repairs/Maintenance	-	2,385.00			2,385.00
<b>TOTAL - Maintenance</b>	<b>7,970.46</b>	<b>15,235.00</b>	<b>-</b>	<b>-</b>	<b>23,205.46</b>
<b>Total Expenditures</b>	<b>55,114.71</b>	<b>28,407.71</b>	<b>15,071.40</b>	<b>12,568.30</b>	<b>111,162.12</b>
<b>Total Cost</b>		<b>83,522.42</b>		<b>27,639.70</b>	<b>111,162.12</b>
<b>Amount Applied to Grant</b>		<b>59,905.00</b>		<b>27,639.70</b>	
<b>City Cost Share - FEMA 25%</b>				<b>19,968.50</b>	
<b>FEMA Expenses Over Budget</b>				<b>3,648.42</b>	
<b>Total</b>		<b>59,905.00</b>		<b>51,256.62</b>	<b>111,161.62</b>