

CLASSICAL GUITAR E-BOOK

PRIMARY

Compiled by Redmond O'Toole

All rights reserved. This e-Book or parts thereof may not be reproduced in any form or by any means, electronic or mechanical, including photocopying, recording or any information storage and retrieval system now known or to be invented, with or without permission from the publisher.

The compositions contained within have been granted by the composers for the sole use of free distribution for the RIAM Exams. As such, the retail or resale of any of these pieces is prohibited. The compositions remain under the ownership of each composer. Any request for use of these music items for anything other than RIAM Exams should be directed to the composer in question.

Bartok's Dance

Bela Bartok
(For Children No.33)

The musical score is written in 4/4 time. The first staff contains four measures of music. The first measure has a staccato pattern of eighth notes with fingerings 2, 0, 2, 0. The second measure has a staccato pattern of eighth notes with fingerings 1, 2, 1. The third measure has a staccato pattern of eighth notes with fingerings 2, 0, 2, 0. The fourth measure has a staccato pattern of eighth notes with fingerings 1, 2, 1. The word '*simile' is written below the second measure. The second staff starts with a measure number '5' and contains four measures of music. Each measure has a staccato pattern of eighth notes with fingerings 0, 3, 2, 3, 2, 0. The piece ends with a double bar line and repeat dots.

* play the remaining bars with the same staccato pattern

The Carousel

Redmond O'Toole
(b. 1977)

Measures 1-8 of the piece. The music is in G major (one sharp) and 2/4 time. The melody consists of eighth notes with various triplets and fingerings. The bass line consists of quarter notes. Measure 1: Treble clef, G4 (fingering 3), A4 (fingering 0), B4, C5. Bass: G3. Measure 2: Treble: A4 (fingering 2), B4 (fingering 1), C5, D5. Bass: A2. Measure 3: Treble: B4 (fingering 3), C5 (fingering 0), D5, E5. Bass: B2. Measure 4: Treble: C5 (fingering 0), D5 (fingering 1), E5, F5. Bass: C3. Measure 5: Treble: D5 (fingering 3), E5 (fingering 1), F5, G5. Bass: D3. Measure 6: Treble: E5 (fingering 3), F5 (fingering 1), G5, A5. Bass: E3. Measure 7: Treble: F5 (fingering 3), G5 (fingering 1), A5, B5. Bass: F3. Measure 8: Treble: G5 (fingering 3), A5 (fingering 1), B5, C6. Bass: G3. The piece ends with a double bar line.

Measures 9-13 of the piece. Measure 9: Treble: A5 (fingering 3), B5 (fingering 0), C6, D6. Bass: A3. Measure 10: Treble: B5 (fingering 2), C6 (fingering 1), D6, E6. Bass: B3. Measure 11: Treble: C6 (fingering 3), D6 (fingering 0), E6, F6. Bass: C4. Measure 12: Treble: D6 (fingering 0), E6 (fingering 1), F6, G6. Bass: D4. Measure 13: Treble: E6 (fingering 0), F6 (fingering 1), G6, A6. Bass: E4. The piece ends with a double bar line.

Measures 14-18 of the piece. Measure 14: Treble: B5 (fingering 3), C6 (fingering 1), D6, E6. Bass: B3. Measure 15: Treble: C6 (fingering 3), D6 (fingering 1), E6, F6. Bass: C4. Measure 16: Treble: D6 (fingering 3), E6 (fingering 1), F6, G6. Bass: D4. Measure 17: Treble: E6 (fingering 3), F6 (fingering 1), G6, A6. Bass: E4. Measure 18: Treble: F6 (fingering 3), G6 (fingering 1), A6, B6. Bass: F4. The piece ends with a double bar line.

The Drunken Sailor

Traditional English
Arr. Redmond O'Toole

0 1 0 0 2 0 3 1 0

6 1 2 0 2 0 1 3 1 0 1 0 0 2

12 0 3 1 0 1 2 0 2 0 1 3 1 0

Frere Jacques

French Traditional
(Arr. Redmond O'Toole)

Harm. 12th

Musical notation for the first system of 'Frere Jacques'. It features a treble clef, a key signature of three sharps (F#, C#, G#), and a 4/4 time signature. The melody is written on a single staff with fingerings: 5 6 5, 5 6 5, 1 0 2 1, and 2 3 0. The bass line consists of four whole notes: C2, G1, C2, G1.

7

Musical notation for the second system of 'Frere Jacques'. It features a treble clef, a key signature of three sharps (F#, C#, G#), and a 4/4 time signature. The melody is written on a single staff with fingerings: 0 2 0 3 2 1, 1 2 1 2, 0 0 0, and 5 6 5, 5 6 5. The bass line consists of four whole notes: C2, G1, C2, G1. The system ends with a double bar line and repeat dots.

Minuet

Johann Sebastian Bach (1685-1750)

The image shows a musical score for a Minuet by Johann Sebastian Bach, written in G major and 3/4 time. The score is presented on three staves, each with guitar fret numbers indicated above the notes. The first staff contains measures 1 through 7, the second staff contains measures 8 through 12, and the third staff contains measures 13 through 16. The piece concludes with a double bar line at the end of the final measure.

3 0 2 0 1 3 0 0 1 3 0 2 3 0 1 3 1 0 2 0 1 0 2 0 4 0 2 0 0

8 2 3 0 2 0 1 3 0 0 1 3 0 2 3 0

13 1 3 1 0 2 0 1 0 2 0 2 0 2 0 4 0

Spanish Study

Redmond O'Toole

2 0 0 0 0 0 2 0 2 0 3

p i m i m

7 2 0 2 0 0 1 0 3 0

13 ② 0 0

p i p i

Sicilienne

Matteo Carcassi (1792-1853)

The image displays a musical score for the piece "Sicilienne" by Matteo Carcassi. The score is written for guitar and consists of three systems of music. The first system begins with a treble clef, a 3/4 time signature, and a key signature of one sharp (F#). The music features a melodic line with various note values and rests, accompanied by a bass line with chords and single notes. Fingering numbers (0, 1, 2, 3) are placed above the notes to indicate fingerings. The second system starts at measure 9 and continues the melodic and harmonic development. The third system starts at measure 13 and concludes the piece with a double bar line. The notation includes slurs, ties, and specific fingering instructions throughout.

Study No.1, opus 60

Fernando Sor

The image shows a musical score for a guitar study in 4/4 time. It consists of three staves of music. The first staff contains measures 1 through 6. The second staff contains measures 7 through 11, including a repeat sign. The third staff contains measures 12 through 15, ending with a double bar line. Fingering numbers (0, 1, 2, 3, 4) are placed above the notes to indicate fingerings. Measure 7 includes a sharp sign (#) above a note. Measure 15 ends with a double bar line and a repeat sign.

**CLASSICAL GUITAR
E-BOOK**

**PRIMARY
SCALES & ARPEGGIOS**

Primary Scales and Arpeggios


C major



Musical notation for the C major scale in treble clef. The scale is written as a sequence of eighth notes: C4, D4, E4, F4, G4, A4, B4, C5, B4, A4, G4, F4, E4, D4, C4. Fingering numbers are placed above each note: 3, 0, 2, 3, 0, 2, 0, 1, 0, 2, 0, 3, 2, 0, 3. The piece ends with a double bar line and a sharp sign indicating the key signature.

R.H. i,m or m,i

G major




Musical notation for the G major scale in treble clef. The scale is written as a sequence of eighth notes: G4, A4, B4, C5, D5, E5, F#5, G5, F#5, E5, D5, C5, B4, A4, G4. Fingering numbers are placed above each note: 5, 0, 2, 0, 1, 3, 0, 2, 3, 2, 0, 3, 1, 0, 2, 0. The piece ends with a double bar line and a sharp sign indicating the key signature.

A harmonic minor




Musical notation for the A harmonic minor scale in treble clef. The scale is written as a sequence of eighth notes: A4, B4, C5, D5, E5, F#5, G5, F#5, E5, D5, C5, B4, A4. Fingering numbers are placed above each note: 9, 0, 2, 3, 0, 2, 3, 1, 2, 1, 3, 2, 0, 3, 2, 0. The piece ends with a double bar line.

G major arpeggio



Musical notation for the G major arpeggio in treble clef. The notes are G4, B4, D5, G5, B4, G4. Fingering numbers are placed above each note: 13, 0, 0, 3, 4, 3, 0, 0. The notes are labeled with letters: p, i, m, a, m, i, p.

E minor arpeggio



Musical notation for the E minor arpeggio in treble clef. The notes are E4, G4, B4, E5, G4, E4. Fingering numbers are placed above each note: 15, 2, 0, 0, 0, 0, 0, 2. The notes are labeled with letters: p, i, m, a, m, i, p.