

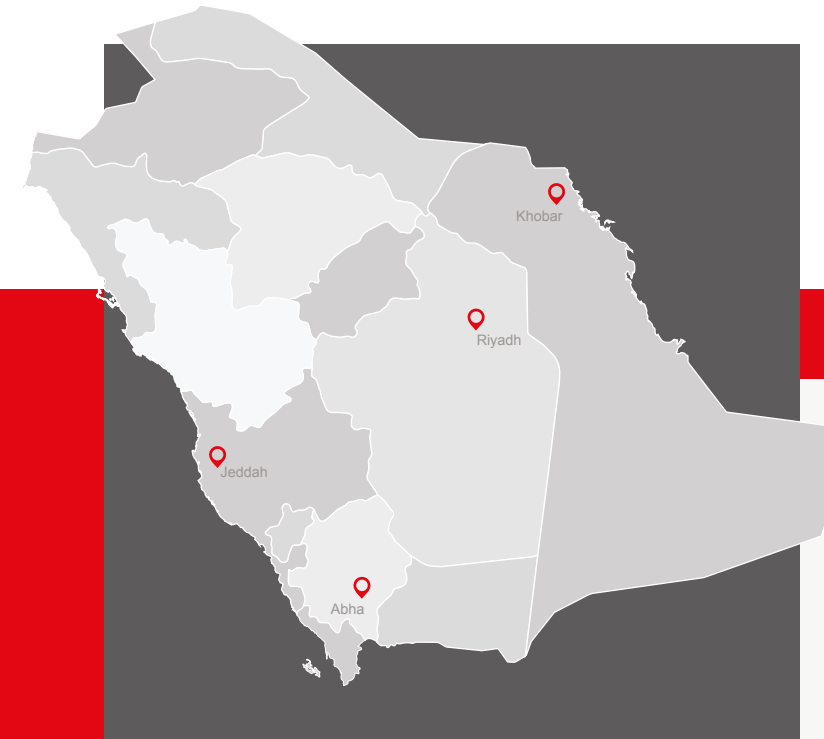
CLINICAL PROFILE



SAMIR TRADING & MARKETING

SAMIR is a family business rich in heritage and remarkable growth. Established in 1953 by Mr. Hamed Mahmoud Al-Hindi, as a leading Sales and Marketing Company, it evolved over the years from the iconic Studio SAMIR to the ever expanding Samir Trading & Marketing Company.

Today, a Closed Joint Stock Company with over 600 employees, and offices in Riyadh, Jeddah, Khobar, and Abha, SAMIR is one of the largest Saudi companies specializing in the distribution of advanced products and solutions covering a number of lucrative industries.

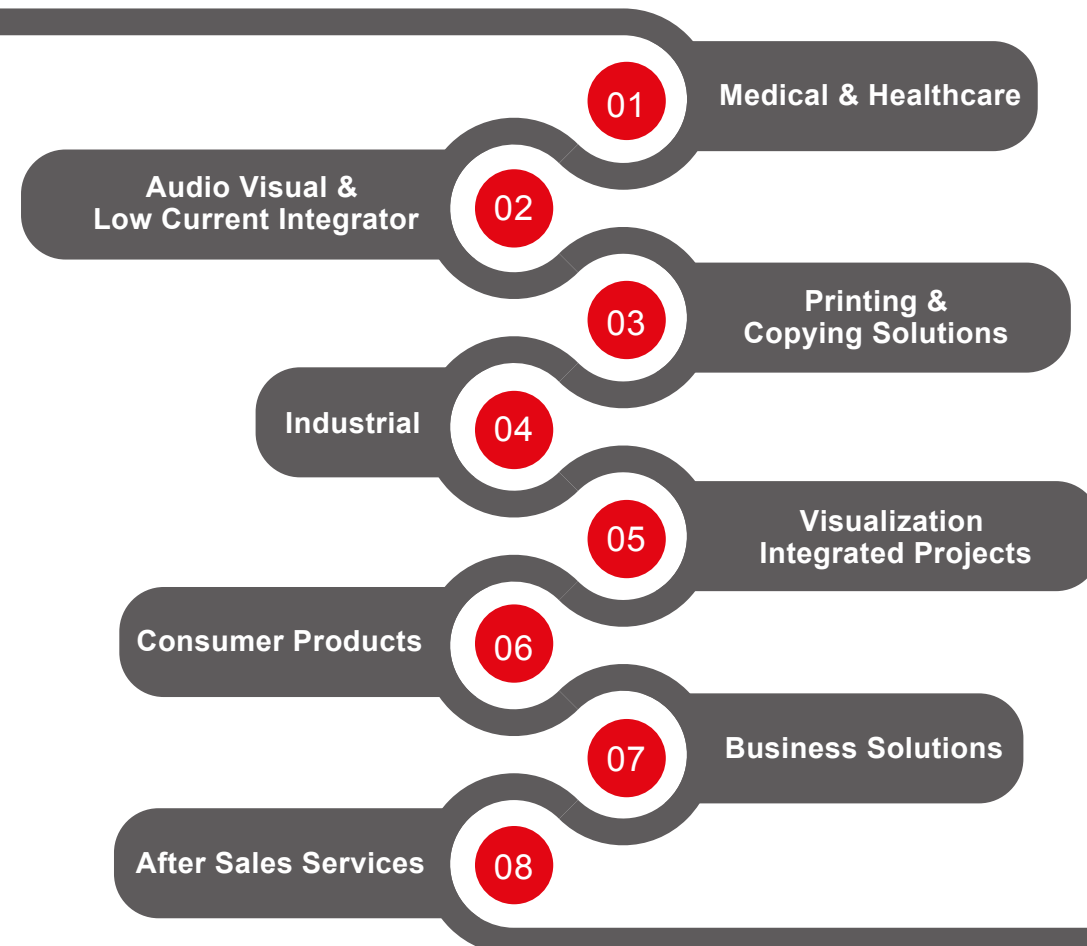


The company represents world renowned, multinational brands that are leaders in their fields, offering a wide range of products and solutions. From Medical and Health Imaging and Clinical Laboratory Equipment to Dental and Therapeutics & Diagnostics technology. Picture Archiving and Communication Systems and high volume printers, large format scanners. As well as audio-visual educational products, conference room projectors, and AV control rooms. In addition to a number of consumer products and appliances.

Since its inception, the company has been consistently growing, marking achievements and earning a respectable reputation in serving the community, and providing the Saudi market with state of the art digital products. By doing this, the company has become among the top suppliers in the medical, office equipment and imaging industry across the Kingdom.

At SAMIR , we are leaders in our industry and we understand the meaning of success. We value our customers by offering them high-quality products and premium services that develop their loyalty and exceed their expectations. We believe that we will be successful if our clients are successful. We believe in honesty, trust, and integrity...At SAMIR , we believe in FUTURE.

OUR DIVISIONS



CLINICAL

Science does not make it possible to know the future, but, it certainly shapes how life progresses. When a diagnosis is made, the path to health becomes clearer. Better choices can be made and it all begins with empowering the laboratory.

Thus, supporting clinical professionals for improving patient care is the reason for the establishment of Clinical Division in our organization where devoted team works diligently to provide total solutions for the following different clinical lines may it be through screening, diagnosing, monitoring or confirming diseases early before they put lives at risk.

Our diagnostic fields are Autoimmune diagnostics, Infectious serology, Allergy diagnostic, Food intolerance diagnostic, Antigen detection and Molecular & Automation Diagnostic. Using Serological detection methods of Indirect Immunofluorescence, Elisa, Multipara meter Line blots, Microarray. All while using advanced Automation and laboratory management systems.

- | Chemistry (Dry & Wet)
- | Immunoassays (Serology, Virology & Hormones)
- | Immuno Haematology
- | Transfusion Medicine
- | Microbiology
- | Haematology

Ortho Clinical Diagnostics

HORIBA

CERUS

EUROIMMUN



Ortho Clinical Diagnostics serves the transfusion medicine community and laboratories around the world. We're the leading provider of total solutions for screening, diagnosing, monitoring and confirming diseases early before they put lives at risk. Our single focus is to help hospitals, laboratories and blood centers worldwide deliver results that help patients experience a better quality of life.

Chemistry Analyzers VITROS Family:

All VITROS systems are standardized with our proven and patented enabling technologies that are self-monitoring, highly efficient, and best of all, easy to use. With minimal staff interventions and reduced error potential, you get quality results and maximum uptime. All VITROS® systems also use single use disposable tips to address carry over and contamination concerns to ensure the right result, first time and on time.

VITROS® 5600 Integrated System

The VITROS® 5600 features a broad menu of assays that covers 90% of the menu needs and 99% of the testing volume of a typical lab. The VITROS® 5600 is designed to help you efficiently consolidate critical testing to deliver quality and timely results to the physicians and patients who depend on you.



VITROS® 4600 Chemistry System

The broad menu of VITROS® assays enables specialty testing, including MicroTip Partnership Assays (MPAs) that cover novel markers. With configurable assay ranges, your lab can account for seven demographic attributes for greater specificity. So you can give clinicians the insights they need, and patients can get to treatment quickly.



VITROS® 3600 Immunodiagnostic System

The VITROS® 3600 Immunodiagnostic System offers your lab the menu that combines breadth, quality results and standardization. It also brings together critical performance factors of accuracy, efficiency and uptime with patented enabling technologies to empower your lab. No reagents. No additional sample volume. No impact on workflow.



VITROS® XT 3400 System

VITROS® XT Systems are powered by a new digital reflectometer, connecting your labs ecosystem better than ever before, driving your efficiency, productivity and improving the quality of care you can provide to your patients.



Pre-analytical System

Pre-analytical system offers flexible configurations to meet the specific needs of laboratory within the available space. One configuration can include several modules of the same type depending on laboratory's workload.



Cold Storage

TCAutomation Cold Storage is a refrigerated storage unit from which samples can be automatically retrieved back to the track for re-testing or discharged according to the programmable timing. Cold Storage can be equipped with racks accommodating fixed tube size of 13 mm in diameter. Four different storage profiles, programmable according to the test and automatic discharge function, can be selected. TCAutomation system can support multiple Cold Storage units allowing scalable storage capacity according to the changing needs.



Blood Bank systems

ORTHO VISION™ Analyzer

The ORTHO VISION™ Analyzer automates the full range of immunohematology testing including serial dilutions for titration studies and selected cell panels, which helps to eliminate manual testing even specialty testing.

- | ABO/Rh Grouping
- | ABO/Rh Confirmation
- | Antibody Screen
- | Antibody Identification
- | Selected Cell Panel
- | RH Phenotype (C,c,E,e)
- | Donor Confirmation
- | Antigen Typing
- | Serial Dilutions for Titration Studies
- | Eluates
- | DAT (POLYSPECIFIC)
- | Cord Blood Testing
- | Crossmatch (AHG)



ORTHO™ Workstation

Increase precision and accuracy

Provide the accuracy your patients deserve with a validated system of ID-MTS™ Gel Cards the serological standard for blood banks with centrifuge and incubator. Proven reliable ID-MTS™ Gel Cards offer clear, stable, well-defined end points, objective interpretation of results, and a full assay portfolio.

ORTHO™ Workstation menu of tests:

- | ABO Grouping/Rh Testing
- | NeoNatal Blood Type (Forward Only)
- | Blood Unit Confirmation (Group A, B, AB)
- | Blood Unit Confirmation (Group O)
- | Indirect Antiglobulin Testing
- | Compatibility Testing (Coombs Crossmatch)
- | Compatibility Testing (Immediate Spin Crossmatch)
- | Direct Antiglobulin Testing
- | Rh Phenotyping
- | Rh Typing



Test systems from Ortho Clinical Diagnostics

Total antibody solution

VITROS® Anti-SARS-COV-2 Total test qualitatively measures total (ALL) antibodies to the SARS-CoV-2 virus (IgG, IgM, IgA and other isotypes) and therefore has the widest clinical utility to measure immune response. This antibody test can be used to aid in the diagnosis of acute or past infection in conjunction with other laboratory tests and or clinical information. In addition, this test may be used in population surveillance for viral exposure.

IgG antibody solution

The VITROS® Anti-SARS-COV-2 IgG test qualitatively measures IgG Antibodies to the SARS-CoV-2 virus. This antibody test has long-term applicability in identifying patients with an adaptive immune response, indicating recent or prior infection. In addition, this test may be used in population surveillance for viral exposure.

Ortho's antibody tests can be used in a hospital setting as part of patient care management. The tests can also be used in an outpatient care setting to help determine prevalence of the disease in a population

Total Antibody

Indicates a recent or prior infection

Detects all antibodies - IgM, IgA, and IgG

Helps identify current or past exposure to SARS-CoV-2

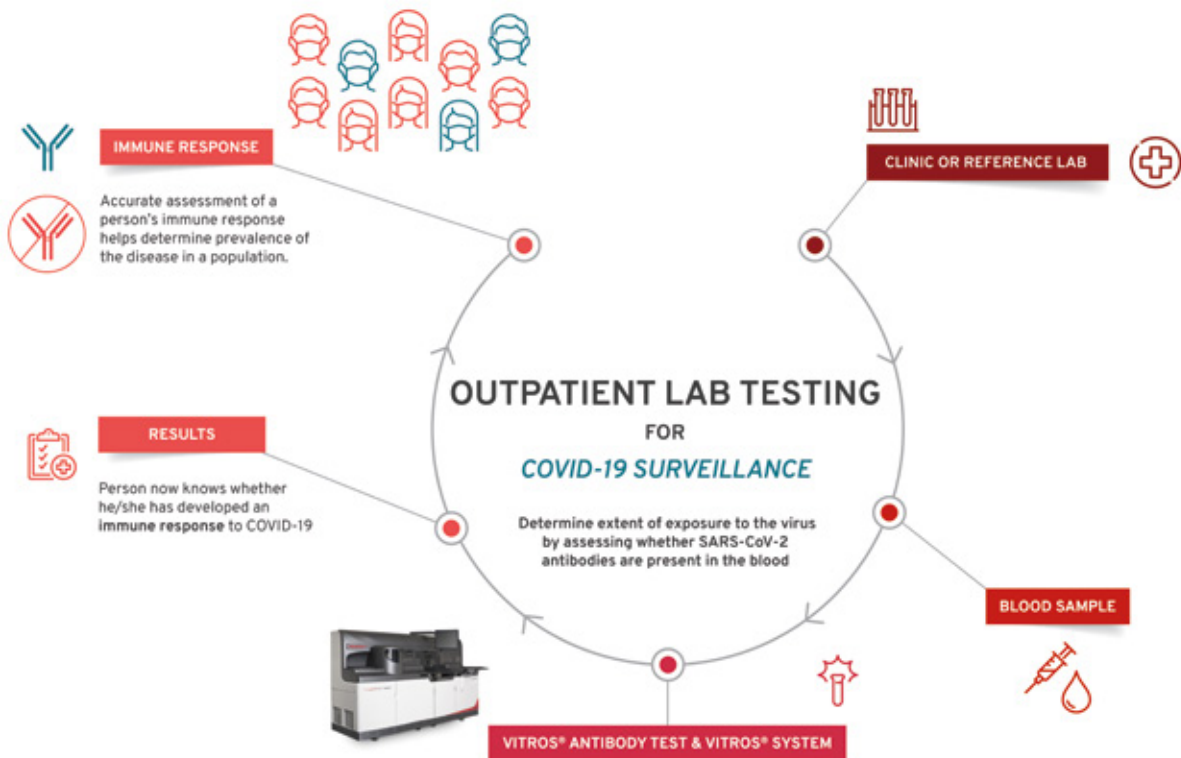
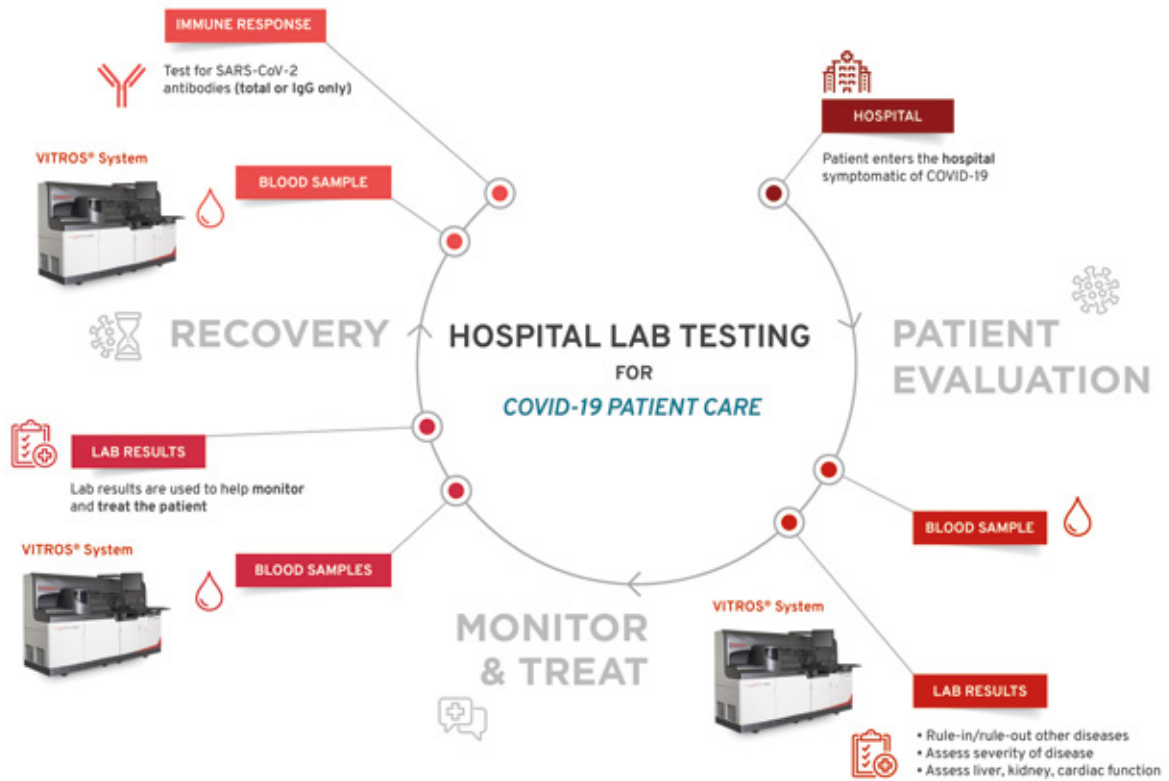
IgG Antibody

Indicates a recent or prior infection

Detects the IgG antibody

Helps identify an adaptive immune response

Test systems from Ortho Clinical Diagnostics



A chemical reaction occurs that generates a light signal that is measured by the system to determine whether the specimen is reactive or non-reactive.

Reactive = antibodies are present.
Non-reactive = antibodies are not present.

The HORIBA Medical Segment designs, develops and distributes worldwide, in vitro diagnostic systems mainly destined for biological analysis in medical laboratories. These automated analyzers meet the needs of various users including patients, doctors, private laboratories, clinics and university hospitals. HORIBA expertise in in vitro diagnostics is one of the most respected in hematology worldwide and contribute today to the health of tomorrow.

Pentra XLR

Compact and Reliable Hematology Platform Including Reticulocytes bt Fluorescence.

- | Compact and reliable Hematology Platform Including Reticulocytes
- | Standard Lab Process and Traceability
- | Add Value to your Hematology Lab
- | Benefit from Proven Technology.
- | Time, Cost and quality
- | Full Retic Parameters with only 35micro liters
- | 36 Parameters



Pentra XL 80

Compact and reliable hematology platform

- | Approximately Up to 80 samples / hour
- | Large walk-away capacity
- | 26 parameters
- | Customized Dilution Ratio (CDR)
- | Integrated workstation and validation station



MICROS ES60 (3 Part Diff. CBC Analyzer)

- | Highly compact and lightweight
- | Micro-sampling on whole blood: 10µL
- | Precise cellular identification through electronic impedance variation method



Yumizen H500 Open Tube (OT) & Closed Tube (CT) Cost Effective Hematology Solution For Small Mid-Size Laboratories

- | Compact System easy handling
- | Only 3 reagents use for Diff analysis
- | 27 parameters
- | Whole blood 20 μ L sampling
- | 50 tests / hour
- | Open tube and closed tube version



Yumizen H550 Full Walk Away Hematology Solution for Small Mid-Size Laboratories

- | Only 3 Reagent for Diff Analysis
- | 27 Parameters
- | 50 Tests/Hour
- | With Auto Sampling system
- | With Safe Management, is able to deliver a one hour



YumizenG200 Semi Automated Hemostasis Instrument

- | 2 independent measuring channels
- | Easy to operate, innovative user interface
- | QC management
- | Master calibration curve (no calibration needed)



Yumizen G400 Semi-automated Hemostasis Instrument

- | 4 independent measuring channels
- | 20 incubation positions
- | Easy to operate, innovative user interface
- | QC management
- | Master calibration curve (no calibration need)
- | With D-Dimer



Yumizen G800

Fully Automated Hemostasis Instrument

- | 4 independent measuring channels
- | 14 cooled + 4 reagent embedded positions
- | 10 samples + 5 STAT sample positions
- | Automatic reflex and rerun capacity
- | Master calibration curve (no calibration needed)



Yumizen H1500

The new generation of HORIBA Medical automated hematology analyzer answers customer's expectations of solid and reliable diagnostic technology

- | A real throughput of 120 samples per hour for CBC-DIFF NRBC and slides
- | Expert multi sites validation station embedding standard rules packages (ISLH rules, Rerun, Reflex, Comment, Validation)
- | On board reagents (4 for Yumizen H1500)
- | Automatic 360° rotate sample mixing for perfect homogeneity
- | Up to 55 parameters



P8000 Real time Worklist

Hematology Middleware and expert validation station with Multi site management capacities dedicated for patient's results monitoring, centralized Quality Controls management, Multi instrument connectivity, global TAT monitoring and remote access

- | Download
- | In progress
- | Rerun
- | Blocked
- | Upload to LIS



Cerus Corporation is a biomedical products company focused in the field of blood safety. The INTERCEPT Blood System is designed to reduce the risk of transfusion-transmitted infections by inactivating a broad range of pathogens such as viruses, bacteria and parasites that may be present in donated blood. The nucleic acid targeting mechanism of action of the INTERCEPT treatment is designed to inactivate established transfusion threats, such as hepatitis B and C, HIV, West Nile virus and bacteria, as well as emerging pathogens such as Chikungunya, malaria and dengue. Cerus currently markets and sells the INTERCEPT Blood System for both platelets and plasma in the United States, Europe, the Commonwealth of Independent States, the Middle East and selected countries in other regions around the world. The INTERCEPT red blood cell system is in clinical development.

INTERCEPT INT100 Illuminator

The INTERCEPT Blood System is a new approach to blood safety designed to reduce the risks from bacteria, viruses and parasites, as well as harmful leukocytes, in donated blood components. It is the first pathogen inactivation system approved in Europe to treat both platelets and plasma for transfusions.



Intercept Platelets processing set



Intercept Plasma processing set

EUROIMMUN 

EUROIMMUN products are used in over 8000 laboratories, operating through 12 subsidiaries and 98 Distributors worldwide. These products are used for the diagnosis of autoimmune, infectious diseases and allergies, and to perform genetic analyses. The company is the leader in the development of new tests for IFT and Elisa, as well as developing automated immunofluorescence microscopy (CIFM), multipara metric microarrays for identification of genetic polymorphisms, tumors or pathogenic organisms. Part of the company is the Institute for Experimental Immunology for basic research in cooperation with universities, clinics and research institutes. EUROIMMUN also runs its own Reference Laboratory for Autoimmunity and Neuronal diagnostics and receives patient samples from all over the world. They also produce Antigens based on scientific cooperation with international research institutions.




EUROIMMUN Analyzer I



EUROBlotOne



EUROPattern



Anti-SARS-CoV-2 ELISA IgG

- | Specific detection of IgG antibodies against SARS-CoV-2 using the S1 domain of the spike protein including the immunologically relevant receptor binding domain (RBD)
- | RBD represents important target antigen for virus neutralising antibodies
- | Excellent performance and good correlations with neutralisation tests confirmed in external studies
- | Programmes for vaccine development worldwide are based on the spike protein as the antigen
- | Fully automated processing and evaluation possible
- | Also validated for the use of dried capillary blood (dried blood spots – DBS) as alternative sample material; fully automated DBS processing possible

Anti-SARS-CoV-2 NCP ELISA (IgG)

- | Sensitive detection of IgG antibodies against SARS-CoV-2 using the nucleocapsid protein
- | Antigen with the strongest immune dominance in the coronavirus family
- | Optimised specificity of the ELISA due to the use of a modified nucleocapsid protein (NCP) that only contains diagnostically relevant epitopes
- | Fully automated processing and evaluation possible
- | Also validated for the use of dried capillary blood (dried blood spots – DBS) as alternative sample material; fully automated DBS processing possible

Anti-SARS-CoV-2 NCP ELISA (IgM)

- | Sensitive detection of IgM antibodies against SARS-CoV-2 using the nucleocapsid protein
- | RBD represents important target antigen for virus neutralising antibodies
- | Antigen with the strongest immune dominance in the coronavirus family
- | Optimised specificity of the ELISA due to the use of a modified nucleocapsid protein (NCP) that only contains diagnostically relevant epitopes
- | Fully automated processing and evaluation possible

Anti-SARS-CoV-2 ELISA IgA

- | Sensitive ELISA for the determination of IgA against SARS-CoV-2
- | Use of the S1 domain of the spike protein as the antigen
- | For monitoring of the immune response after positive direct pathogen detection
- | Fully automated processing and evaluation possible

Key Projects

Sector	Name
Ministry of Health	<ul style="list-style-type: none"> Diabetic Centre Jeddah GCC MOH tenders for Clinical Chemistry & Blood Bank Hospitals KW for Virology Fully Automated Elisa System King Abdullah Medical Complex King Khalid Hospital King Saud Medical City Pathogen Inactivation Project King Saud Medical City Blood Irradiators National Reference Laboratory Prince Sultan Humanitarian City Clinical Chemistry Psychiatric Hospitals Project Elisa System Regional Laboratory Jeddah, Madina, Taif, Asir, Tabuk Yanbu General Hospital Al-Qunfudah General Hospital Prince Mishari Bin Saud Hospital baljurashi Al-Rass General Hospital King Fahad General hospital
Ministry of Defence and Interior	<ul style="list-style-type: none"> Al Hada Military Hospital, Taif King Fahad Military Hospital, Dammam King Fahad Armed Forces Hospital, Jeddah National Guard Health Affairs Naval Base, Jubail Prince Sultan Military Medical City For Blood Bank Project Prince Sultan Military ESR & Sickledex project Prince Sultan Military Medical City Blood Irradiators Security Forces Dammam Security Forces Hospital, Riyadh Blood Irradiators
Universities	<ul style="list-style-type: none"> AlKhobar Teaching Hospital Blood Bank, Alkhobar Ibn Sina Medical College, Jeddah Islamic University Hospital, Madina KAUST , Thuwwal King AbdulAziz University Hospital, Jeddah King Faisal University, AlHassa King Saud Medical City, Riyadh

Sector

Name

Universities

- | Prince Naif Research Centre King Saud University, Riyadh
- | Prince Salman University Research Lab, Riyadh
- | Umm UI Qurra Hospital, Makkah

Private Sector

- | AlAbeer Group
- | Alawi Tunsi Hospital
- | AlBorg Laboratories
- | AlHamra Hospital
- | AlJedani Group
- | AlMana
- | AlManea Medical Group
- | AlMowasat Medical Group
- | AlMouwasat Hospital
- | AlRawdah General Hospital
- | ARAMCO
- | Dr. Baksh Hospital
- | Dr. Khalid Idrees Hospital
- | Erfan & Bagedo Hospital
- | Gama Private Hospital
- | Ghassan Pharoan Hospital
- | International Medical Centre (IMC)
- | Makkah Medical Centre
- | New Jeddah Clinic
- | Shifa Hospital
- | United Doctors Hospital
- | Al-Yamamah Hospital
- | Johns Hopkins Aramco Healthcare
- | Mouwasat Hospital AL Khobar

