


CLUTCHING - POLARIS

DALTON "TR" TEAM HELIX

For most newer 800/850 models, and many others of the late model Polaris snowmobiles that use a Team TSS-04 (LWT) secondary clutch with Electronic Reverse (2 stroke engine models)

- Polaris TSS-04 Team helixes



"TR" Helix - Standard Angle			
Angle			
TP 42-33.15 ER	TP 44-40.46 ER	TP 52-42.46 ER	TP 48-44.46 ER
TP 44-33.15 ER	TP 50-40.46 ER	TP 56-42.36 ER	TP 58-44.36 ER
TP 42-36.36 ER	TP 52-40.46 ER	TP 56-42.46 ER	TP 58-44.46 ER
TP 42-38.36 ER	TP 54-40.46 ER	TP 58-42.36 ER	TP 60-44.36 ER
TP 50-38.36 ER	TP 56-40.36 ER	TP 58-42.46 ER	TP 60-44.46 ER
TP 56-38.36 ER	TP 58-40.36 ER	TP 60-42.36 ER	TP 64-44.46 ER
TP 60-38.46 ER	TP 58-40.46 ER	TP 62-42.46 ER	TP 66-44.46 ER
TP 59-39.36ER	TP 60-40.36 ER	TP 64-42.46 ER	TP 70-44.46 ER
TP 59-39.46 ER	TP 60-40.46 ER	TP 78-42.46 ER	TP 60-46.36 ER
"TR" Helix - Progressive Angle			Progressive Reverse Angle
Angle			
TP 44/36P ER	TP 48/40P ER	TP 56/38P ER	48/50P ER
TP 44/38P ER	TP 50/40P ER	TP 58/34P ER	48/53P ER
TP 46/36P ER	TP 50/42P ER	TP 58/38P ER	
TP 46/38P ER	TP 50/44P ER	TP 58/40P ER	
TP 46/40P ER	TP 52/40P ER		
TP 46/42P ER	TP 52/42P ER		

DALTON "P" HELIX

Fits the Polaris P-85 button clutch from older Polaris models

- Progressive cut - start at one angle and progress to another.



"P" Helix - Progressive Angle						
Angle						
32	40/38	45	47/39	50/34	52/46	56/38
33	41	45/33	48	50/36	53/36	56/40
34	41/35	45/34	48/32	50/38	53/38	56/42
34/30	42	45/37	48/34	50/40	54/32	56/44
34/32	42/32	45/39	48/36	50/42	54/34	56/46
35	42/34	45/44	48/38	50/44	54/35	56/48
36	42-36	46	48/40	51/35	54/36	56/50
36/32	42/38	46/32	48/42	51/36	54/38	58/32
37	42/40	46/34	48/44	51/37	54/40	58/34
38/32	43	46/36	49	41/39	54/42	58/36
38/34	44	46/38	49/35	52/32	54/44	58/38
39	44/30	46/40	49/37	52/34	54/46	58/40
39/33	44/32	46/42	49/39	52/36	54/48	58/42
39/35	44/34	46/44	49/41	52/38	55/36	58/44
40	44/36	47	50	52/40	56/32	60/34
40/32	44/38	47/35	50/30	52/42	56/34	60/36
40/34	44/40	47/37	50/32	52/44	56/36	60/38
40/36						
"P" Helix - Reverse Progressive Angle						
Angle						
32/46	34/38	36/44	39/44			



CLUTCHING - POLARIS

DALTON "P2" HELIX

The Polaris P-2 driven clutch was offered on some models in 09 such as the 600 Shift 136 model and some RMK mountain versions. It is used in some of the more current 600 models in the Pro Ride / Indy chassis.

- Partial progressive are the factory type of cut, with the first short duration portion being a blended curve, then followed by a straight angle.

"P2" Helix - Partial Progressive Angle

Angle				
50/40 .40	56/40 .40	58/42 .45	62/38 .45	64/46 .45
50/40 .45	56/40 .45	58/44 .45	62/40 .45	66/42 .45
54/40 .40	56/42 .40	60/40 .35	62/42 .45	66/44 .45
54/40 .4	56/42 .45	60/40 .45	62/44 .45	66/46 .45
54/42 .40	56/44 .45	60/40 .55	64/40 .45	68/42 .45
54/42 .45	58/38 .45	60/42 .45	64/42 .45	70/44 .45
56/36 .45	58/40 .45	60/44 .45	64/44 .45	

"P2" Helix - Straight Angle

Angle				
32	34	38	42	44
34	36	40		

"P2" Helix - Partial Progressive with blended main angle

Angle					
These models have the same short duration blend as factory at first, but after the initial blended portion, the remainder is a progressive curve to the end of the ramp.					
60/40-38 .55	60/42-40 .55	60/44-40 .45	62/42-40 .45	64/44-40 .45	66/44-42 .45

"P2" Helix - Full Progressive Angle

Angle				
40/36	48/36	50/38	52/45	56/40
44/38	48/38	50/40	54/34	56/44
44/40	48/40	50/42	54/36	58/36
46/34	48/44	50/44	54/38	58/42
46/40	50/34	52/36	56/36	60/38
46/42	50/36	52/36	56/38	60/42

EPI POLARIS P85 HELIX

PROGRESSIVE HELIX	
Part #	Angle
212-1301	55/51

TRI-ANGLE	
Part #	Angle
212-2111	38/36/34
212-2112A	
212-2113	42/40/38
212-2113A	44/40/38
212-2114	44/42/40



QUAD-ANGLE	
Part #	Angle
212-2153	44/42/40/38

EPI HELIX SHIM

212-2000

\$3.95-L



AAEN HARDENED STEEL HELIX CAM

Design to work with the Aaen Roller Plate

ANGLE	PART #
36°	210-12600
42° - 38°	210-12604



CLUTCHING - POLARIS

DALTON PRIMARY SPRINGS

TCI #	MFG #	COLOR	LOAD @ 2.5"	LOAD @ 2.375"	LOAD @1.375"	LOAD @ 1.25"
	DPPS-B/GY	Black/Gray	100 lb	120 lb	290 lb	305 lb
238-5137	DPPS-W/G	White/Green	120 lb	125 lb	275 lb	300 lb
238-5100	DPPS-B/GD	Black/Gold	135 lb	147 lb	287 lb	310 lb
238-5124	DPPS-R/B	Red/Black	150 lb	165 lb	300 lb	320 lb

AAEN SECONDARY CLUTCH SPRING

210-12417 White (longer spring with higher side pretension) Medium Rating Torsion 306 lbs / rev

EPI SECONDARY SPRINGS

- Designed from the highest quality materials.
 - EPI springs manufactured using less than a 5% tolerance.
- 212-2901 White @ 2 1/2" - 32 lb. @ 1 1/4" - 63 lb.
 212-2904 Silver @ 2 1/2" - 44 lb. @ 1 1/4" - 91 lb.

DALTON SECONDARY SPRINGS

Manufactured from high quality chrome silicon wire to exacting tolerances, stress relieved and shot peened for long lasting durability.

TCI #	MFG #	COLOR	WIRE DIAMETER	LOAD @2.5"	LOAD @1.375"
238-5149	DPSS-B/R/S	Black/Red-Silver	.187	44 lb	77 lb
238-5146	DPSS-B/R/BL	Black/Red-Blue	.192	48 lb	89 lb

SLP BLACK SECONDARY SPRING 210-0403

- THICKNESS: 0.177 in.
- Spring Rate: 40/66

DALTON QUICK ADJUST "QAP" FLYWEIGHTS

This method of adjustment allows you to add or subtract mass from the main body of the flyweight without even removing the weights from the drive clutch. Like having many sets of flyweights in one kit.

TCI #	MFG#	WEIGHT
238-5386	QAP-1	58 - 65.5 gr
238-5392	QAP-2	62 - 69.5 g
238-5388	QAP-3	66 - 73.5 g
238-5381	QAP-3B	68 - 75.5 g
238-5396	QAP-4	70 - 77.5 g
238-5397	QAP-5	73.5 - 81 g
238-5398	QAP-6	77.5 - 85 g



DALTON QUICK ADJUST SCREW HARDWARE

238-5391

This pkg of hardware is a replacement pack. They are sold as a pack for each quick adjust individual flyweight. Fits all Dalton Snowmobile quick adjust flyweights. 1/4" UNC with pre applied nylon patch.

- one pkg of 6 assorted for one flyweight



DALTON QUICK ADJUST "DPP" FLYWEIGHTS

High quality billet steel, gram matched, professional heat treating and blackening process. DaltonPro flyweights are made from highest quality materials specifically to fit the Polaris drive clutch.

TCI #	MFG#	WEIGHT
238-5386	DPP-60	60 gr
238-5392	DPP-70	70 g
238-5388	DPP-72.5	72.5 g
238-5381	DPP-76	76 g
238-5396	DPP-78	78 g
238-5397	DPP-80	80 g



POLARIS CAM SLIDER SHOES & ROLLERS

MODEL	YEAR	OEM #	PART #
340 Edge, Edge Classis	2003	5430766	03-151-04
Indy (all except listed below)	73-02	5430265	03-151-03
Indy Lite. Dlx, GT	91-98	5430766	03-151-04
Indy Trail, Dlx	1993	5430766	03-151-04
Sport	93-99	5430766	03-151-04
Sport, GT	91-92	5430766	03-151-04
SS	93-99	5430766	03-151-04
Starlite	91-95	5430766	03-151-04
Touring	93-99	5430766	03-151-04
Transport	97-99	5430766	03-151-04




03-151-03



03-151-04

POLARIS SPIDER GUIDE BUTTONS

MODEL	YEAR	PART #	MODEL	YEAR	PART #
Most Models	83-18	03-151-15	Except Below		
Centurian 500, Indy	79-82	03-151-15	Cobra (all)	78-79	03-151-16
Colt (all)	74-78	03-151-16	Custom II 250, 400, 530	1974	03-151-16
Cutlass 340, 440 (all)	81-82	03-151-16	Electra 340, 440 (all)	74-77	03-151-16
Galaxy 340, 440 (all)	80-81	03-151-16	Gemini (all)	79-83	03-151-16
Indy (all models)	73-98	03-151-15	Long Track Reverse	1989	03-151-15
S/S 340	1978	03-151-16	S/S	83-84	03-151-16
S/S	85-86	03-151-15	Sport	1983	03-151-16
Sport, GT	1990	03-151-15	Sprint	1986	03-151-15
Sprint ES	86, 89-90	03-151-15	Star	83-84	03-151-16
Star	85-86	03-151-15	Star	89-90	03-151-15
Star Long Track	1984	03-151-16	Starfire Series 250, 340	1976	03-151-15
Startrak	89-90	03-151-15	TC	74-75	03-151-16
TX (all)	74-75	03-151-16	TX (all)	76-80	03-151-15
TX-C 340	79-80	03-151-15	TX-C 440	1982	03-151-15
TX-C 440C	1981	03-151-15	TX-L (all)	77-82	03-151-15
TX Starfire	1973	03-151-16			



03-151-15
OEM 5430445 / 5430728



03-151-16
OEM 5430269


POLARIS CLUTCH REBUILD KITS

POLARIS CLUTCH PARTS FOR P85 AND P90 POLARIS CLUTCH

MODEL/DESCRIPTION

- Primary Rebuild Kit P85/P90 (Narrow Sleeve)
- Primary Rebuild Kit Storm/XC (Wide Roller)
- Primary Brass Cover Bushing (OEM 3576510) 1.125 OD x 1.125 IDx .5" wide
(Replacement brass bushing for P85 & P90 Polaris Clutch cover 90-97)
- Clutch Fiber Bushing Pol P85 & P90 Clutch Cover
- Primary Fibre Cover Bushing (OEM 3576510) 1.279 OD x 1.125 ID x .5" wide
(Replacement brass bushing for P85 & P90 Polaris Clutch cover 98-03)
- Fibre Moveable Sheave Bushing (OEM 3576502) 1.89 OD x 1.125 ID x .5" wide
(Replacement Primary fiber bushing for moveable sheave)
- Primary Clutch Button
- Driven Clutch Bushing P85 (3 Cam Buttons)

- PART #
- 03-153-07
 - 03-153-08
 - 03-154-01
 - 214-3098
 - 03-154-04
 - 03-154
 - 03-151-15
 - 03-153-09



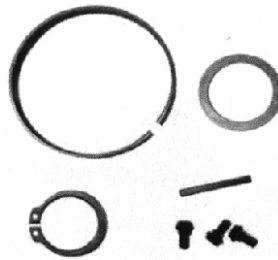
214-3098



03-154-01



03-153-07



03-153-09



03-153-08

"COMPLETE" DRIVE (PRIMARY) CLUTCH REBUILD KIT - POLARIS

- Each kit includes enough parts to rebuild your Polaris P85 or P90 drive (primary) clutch
- The P85 clutch comes on most Polaris snowmobiles except: Indy Lite (all), Indy Sport (all), Super Sport '92-96
- Roller width: Narrow .350"
Wide .540"

Kit Includes: Cover Bushing and Retainer, Moveable Bushing and Retainer, Rollers, Roller Pins, Roller Washers, Buttons Shims, Weight Pins and Nuts

Kit components vary slightly by model

CLUTCH	FITMENT	ROLLER SIZE	TCI PART #
P85/90	Spider Rebuild	Narrow	214-6051
P85	All Polaris 98-01	Narrow	214-6054
P85	All 94-97	Wide	214-6055
P85	All other 98-04	Wide	214-6056 (except models listed below)



DOES NOT FIT: 800 RMK 00-03, 800 Edge X '01-03, 800 SKS '03, 800 XC SP '01-04, 800 Pro X '03-04, 800 Pro X2 '04, 800 Pro XR '04, 800 Switchback '04, 800 RMK Vertical Escape '03-04, 800 Vertical Edge '03-04, 800 Classic and Classic Touring '03-04

"COMPLETE" DRIVEN (SECONDARY) REBUILD KIT FOR POLARIS

- Each kit includes enough parts to rebuild your Polaris P85 or P90 driven (secondary) clutch

CLUTCH	DESCRIPTION	TCI #
P85	Team Roller Clutch	212-6002
P85	Button Clutch	212-6003
P90		212-6004

- Kit includes rollers, roller washers, e-clips, snap ring and helix bolts
- Kit includes bushing, buttons, snap ring, shim and helix key
- Kit includes bushings, buttons, snap ring and shim