

## Colvin Run Mill Historic Site

Fairfax County Park Authority

10017 Colvin Run Road

Great Falls, VA 22066

Phone: 703-759-2771

[www.fairfaxcounty.gov/parks/colvinrunmill](http://www.fairfaxcounty.gov/parks/colvinrunmill)

Questions or comments?

Email: [danielle.manley@fairfaxcounty.gov](mailto:danielle.manley@fairfaxcounty.gov)



## Mini-Miller Must Sees

### Independent Tour

An activity guide for mini-millers  
aged 5 to 12

A publication of Fairfax County, VA



Share your experience with us on social media!

@fairfaxparks

#SupportYourLocalGristmill

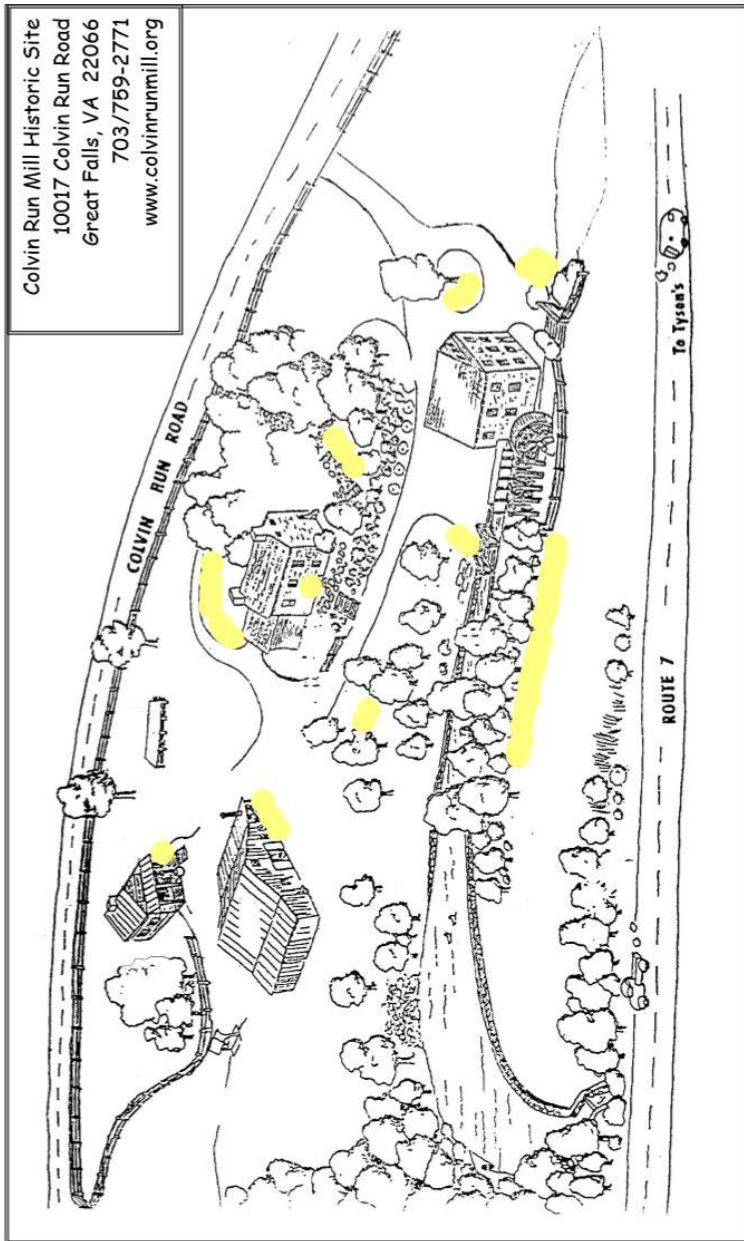
#MiniMiller



To request reasonable ADA  
accommodations, call 703-759-2771,  
TTY 711



# Site Map



Site of Colvin Run Mill Historic Site with quiet areas marked in yellow

## So, you want to be a Mini-Miller?

Name: \_\_\_\_\_

How old are you? \_\_\_\_\_

Sections:

-  - nature
-  - history
-  - milling

Ages 5 - 7: Complete 1-2 activities from each section

Ages 8 - 11: Complete 2-3 activities from each section

Ages 12 and up: Complete all activities!

Check your answers on the last page of the book.



## A Quick History of Colvin Run Mill

Colvin Run Mill was built around 1811 and was used until 1934.

The family that we know the most about during that time is the Millard family. They were the first owner-operators of the Mill and lived in the Miller's House from 1883 to 1934.



*The Millard Family on the porch of the Miller's House, courtesy of Fairfax County Park Authority*

Fairfax County Park Authority got the site in 1965 and restored the Mill to its present condition.

### Fun Fact

The land where the Mill stands was once owned by a famous president. Can you guess who? \_\_\_\_\_

(We'll give you a hint – he lived at Mt. Vernon with his wife, Martha!)

## Milling Terms




T S V G U C M C W L O A I R C O R N Y F  
W A T E R W H E E L I K R X C S R Y U W  
A Z R Y P H E Z F P B L R P N M O C J Z  
T A C R T R A D E T S X B O R T B W M S  
F Q B L N A T G U Q G C E J D W X C I E  
O Z M L M G U R Z K K F L O U R R A L Q  
N O B L D I T I B X J U E W F M Y Z L S  
P R E V W S H S C F K E G O Q Z U Y S R  
R J M V C G E T N E Y X E U R S P O S Y  
A M O A L R R M U U H J J L X U P U M F  
X V L D J I J I L C I E C N N Y N J P F  
T R B C M T B L E X N P U U Q X O B X J  
A G X M R S R L E G L Z M S N R N B L S  
I B T J K P H L K J O W Y S J F C I V F  
L E X V T K J A G R I N D S T O N E S Q  
R X B X B V L G Q X Y D Q X R T G C W J  
A B V M F Z F Z L C H E A D R A C E H F  
C T M C C E S K Z T E T F L U M E T E D  
E Y C C T Z V K T U R B R I C K I W A Y  
V D W O A E M J G M D U S V M A R Z T B

- |            |            |           |          |
|------------|------------|-----------|----------|
| grindstone | waterwheel | gristmill | headrace |
| wheat      | grits      | flour     | flume    |
| brick      | corn       | tailrace  | mill     |

**Colvin Run Mill** is a historic merchant gristmill.

That means the miller bought grain from farmers, ground it, then sold it to stores in Alexandria and Baltimore. These stores sold the flour to soldiers and sailors, who used it to make hard tack or ship's biscuits.



## Around the Mill

Outside the Mill, there are examples of grind stones. What are three words that describe how the stones feel?

---

---

---

How much do you think the stones weigh? \_\_\_\_\_

The grindstones you see here were once used by millers all over the east coast of the United States. Can you sketch one of the stones below?



## Grain Types in the Mill

Colvin Run Mill grinds 4 types of grain: wheat, corn, buckwheat, rye.

Wheat and corn are the most commonly ground grains at Colvin Run Mill.



Corn



Wheat

Can you list 3 foods that you like that are made with wheat flour?

---

Can you name a food you like that is made of corn flour or corn meal?

---



## Powering the Mill

The Mill was built in 1811 and is powered by water! Standing on the small bridge by the mill, you can see our power source. The water you see below you is part of the head race. This water flows from Colvin Run, through the head race, and into the wooden flume before it goes over the waterwheel.

Walk around the mill to see the waterwheel.

Can you guess how tall it is? \_\_\_\_\_

What is it made of? \_\_\_\_\_

Does it look like anything else you have seen?

\_\_\_\_\_



Wooden waterwheel at Colvin Run Mill


## Imaginary Orchard



When the Millard family lived at Colvin Run Mill, they had an orchard in the field by the head race. Which of the following fruit do you think they grew in their orchard? See the back of the booklet to check your answer!

- peaches
- lemons
- apples
- oranges

In this box, draw what you would grow in your orchard!





## Flower Search


Spring is here! Flowers are blooming in beds around the General Store and Miller's House.

How many different types of flowers do you see?

-----

What color is your favorite flower?

-----



Remember, the flowers are for everyone to enjoy! Please do not pick the flowers or walk in the flower beds.



## Animal Observations

Find a quiet spot at the site. Take a seat with your adult or sibling and look around. How many animals do you see? Sit for 5 minutes and count how many birds, mammals, and insects you see. If you see any of the animals listed below, put a check in the circle!

- squirrel
- butterfly
- bee
- duck
- goose
- chipmunk
- mouse
- fox
- song bird

Total Animal Count:



## Tree ID

There are a lot of trees on the site and around the Mill. Two types of tree were very important to the Mill: white oak and maple.

White oak was very important in building the structure of the Mill, while maple was used to build the gears and machinery.

While white oaks are not as common now, there are several maples at Colvin Run Mill. Try to find one! Use the leaf outline here to identify as many maples as you can.



**Norway maple**

## Check out the blacksmith shop




The blacksmith shop is located on the side of the Education Center. This is where the blacksmith would have worked creating nails, horseshoes, and other tools.

From the fence, look into the blacksmith shop. Do you see any tools you recognize? With your adult or siblings, try to identify as many tools as possible.

What do you think the blacksmith needed most to do his or her job?

-----





## Lines on the House



*Miller's House with Millard additions.  
Photo courtesy of Fairfax County Public*

The Miller's House at Colvin Run Mill has undergone many changes since it was first built in the early 1800s! The first picture shows the wooden

additions that were

added to the house while the Millard family owned the Mill. The Millards had 20 children, so they needed some extra space!

The photo on the next page the house in the 1960s when all the additions had been removed. You can see the lines where the additions used to be.

Can you still see those lines on the house today?

What would you add to the house? Use the box on the next page to draw your own dream additions to the Miller's House.



*Miller's House during 1970s site restoration. Photo courtesy of Fairfax County Public Library*

My Miller's House





## Spot the Differences

The General Store at Colvin Run Mill has served the community since early 1900. The store was not just a place to shop. People would gather here to talk to neighbors, read the newspaper, make phone calls, and get their mail.

The image below is the General Store in the 1920s. Circle or describe the differences you see between the store in the picture and the store on site.



General Store at Colvin Run. Courtesy of Fairfax County Park Authority.

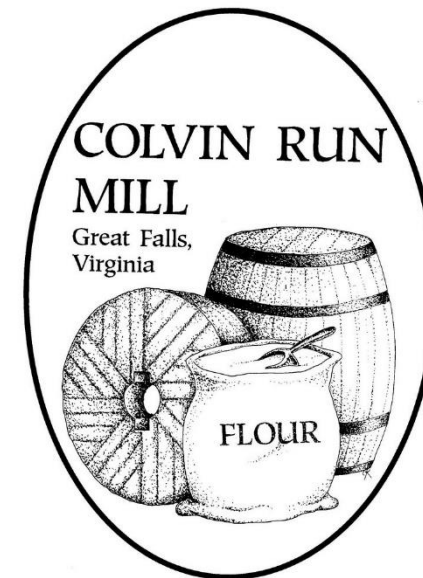
## Answer Key

The president who owned the land where Colvin Run Mill stands: George Washington

Each millstone weighs around 1 ton, or 2000 pounds!

The water wheel is 20 feet tall and made almost entirely of wood.

The Millards had a peach orchard.



Congratulations! You are now a Mini-Miller!