
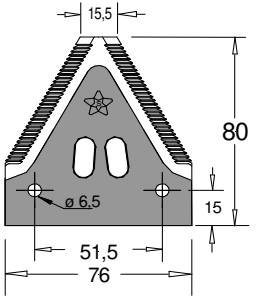
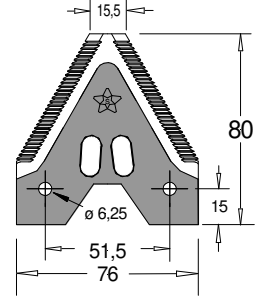
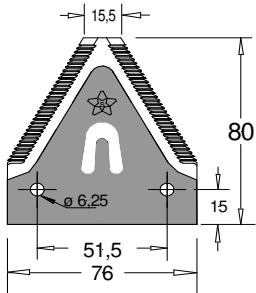
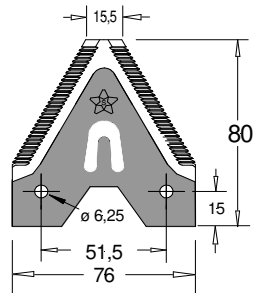
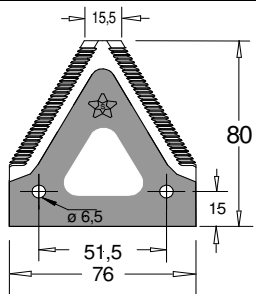
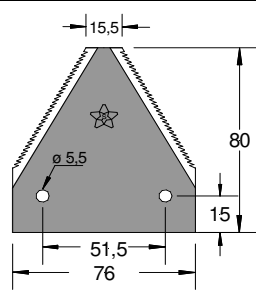
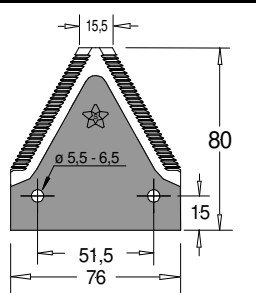
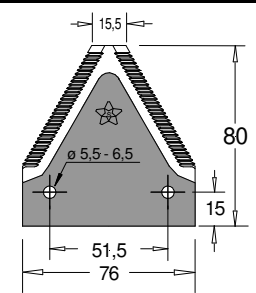
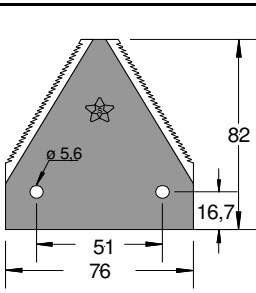
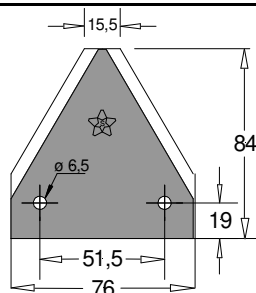


COMBINE HARVESTER BLADES SICKLE SECTIONS

www.stellalame.com



SEZIONI DI LAME MIETTITREBBIA - COMBINE HARVESTER BLADES
MAHDRESCHER - MOISSONNEUSES BATTEUSES
SECCIONES DE COSECHADORA - СЕГМЕНТЫ ДЛЯ ЗЕРНОУБОРОЧНЫХ КОМБАЙНОВ

Code	Adaptable to:	Code	Adaptable to:
222 20  <p>Top serrated Thickness 2,7</p> <p>Sch 420100045 E28 - Sch 10961.06 (d.ti 20) Sch 420100046 C23 - Sch 10966.06 (d.ti 25) Sch 10978.06 (d.ti 14) - Agco 71386924 J.D. Z93077 (d.ti 20) - J.D. Z93078 (d.ti 25) J.D. AZ52672 - AZ40032 - AZ47493 Deutz Fahr 16007763 - CNH 4260714246 Laverda 322702850 - Laverda 327840145</p>	Available version Galvanized (ZN)	222 20F  <p>Top serrated Thickness 2,7</p>	<p>J.Deere Deutz Fahr</p>
222 U  <p>Top serrated Thickness 2,7</p>	<p>Sch 420 100 015 J.Deere AZ 40032</p>	222 UF  <p>Top serrated Thickness 2,7</p>	<p>J.Deere AZ 40032 Sch 420 100 015 M.D.W - Fortschritt 4260-71424-6</p>
222 T  <p>Top serrated Thickness 2,7</p>	<p>Sch 10961.03 J.Deere Z47493 Sch 420.100.001 Deutz Fahr 065.035.30</p>	DIN 80 S / L  <p>Under serrated / regular Thickness 2 <i>Available also thickness 3</i></p>	<p>Deutz Fahr 06227771 (S) Deutz Fahr 06227769 (L) Claas 522187 (S) Claas 522188 (L) J.Deere New Holland 80 420.016</p>
DIN 80 3SR - DIN LAND 300  <p>Top serrated Thickness 2,7</p>	<p>Claas Din Land 300</p>	DIN 80 2SR  <p>Top serrated Thickness 2</p>	<p>J. Deere Claas 522187 New Holland 80 420.019 = MZ534.062.05</p>
E 76371 S  <p>Under serrated Thickness 3</p>	<p>(CR) J.Deere E 76371 - H 21530</p>	611318 L  <p>Regular Thickness 3</p>	<p>Claas 611318</p>



