

February 10-16 2 Nephi 6-10

# "O HOW GREAT THE PLAN OF OUR GOD!"

1. Infinite Atonement – Tell them that we’re going to talk about something so big and important, it’s called “infinite.” What does infinite/infinity mean?
  - Look at picture of sand (below). Try to count the little pieces of sand. Do the same with the picture of sugar. Would it be really hard to count ALL of these things?? If you were on a beach, could you count ALL of the grains of sand on it? That would be a really big number! Infinite means even more than however big that number would be! 2 Nephi 9:7 says that Christ’s Atonement is an “infinite” atonement. Christ’s Atonement is a very big and important thing!
  - Could also follow directions for the “Cupboard Counter” activity in *The Ensign* Family Fun Section for this: <https://www.churchofjesuschrist.org/study/ensign/2020/02/family-study-fun?lang=eng>
2. Monster vs. Christ Activity – (Through His Atonement, Jesus Christ Delivers All People from Physical and Spiritual Death)
  - The manual says, “*What words or images would you use to communicate to someone our desperate need for a Redeemer to rescue us from death and sin? Jacob used the words ‘awful’ and ‘monster.’*”
  - Monster: Ask, “*What would happen to us without the Atonement of Jesus Christ?*” Show them the monster face and explain that Jacob (Nephi’s younger brother) used the words “awful” and “monster” to explain what sin and death would be like if it weren’t for Christ’s Atonement. Cut out the face parts and let the kids choose them one at a time to glue onto the monster face. As each is being glued, ask if it sounds like an awful, scary thing. Discuss what it means and how it describes how our lives would be different without Christ’s Atonement.
  - Christ: After helping kids realize how scary life without the Atonement sounds, hold up the picture of Christ and discuss how he can save us from these scary things (death and sin). Talk about what the word “deliver” means. If you had been captured by this awful monster, what would it look like to be “delivered” from him? Read 2 Nephi 9:10-13. Have them hold up both the monster and the Christ pictures. Tell them to listen carefully for the words “escape” and “deliver.” Whenever they hear those words while you read these verses, they can use the pictures to act out Christ chasing the monster away.
3. Stuck in a Bucket with a Monster – Have everyone write their names or draw a quick sketch of themselves on the smiley face squares (below). Review that because of The Fall (when Adam and Eve chose to leave the Garden of Eden), without any additional help, we would be stuck with the “awful monster” of death and sin.
  - Bucket: Get a small bucket out and put a label on the side of it that says “SIN.” Put the monster picture in the bucket as well as each of the squares with people’s names on them. Remind them that everyone sins (makes mistakes). Then place the “DEATH” label on top of the bucket. Talk about how it feels to be trapped in the bucket with the awful monster.
  - Christ: Hold up the picture of Christ. Remind them that Christ saved us from death, and because of Him, we will be resurrected. Remove the death label from the top of the bucket.
  - Ladder: Christ also saves us from sins, but this requires a little work on our part. Explain that this bucket is too deep for us to get ourselves out on our own. We need help. Place the ladder inside of the bucket. Talk about mistakes we might make that make us feel like we’re “stuck in a bucket with a monster.” After each one, discuss steps we could make to fix these mistakes while moving the paper pieces with our names up the ladder. Remind them that Jesus is the one who gave us this ladder, or a way to get free from our sins. Show picture of Christ at Gethsemane and remind them that the Atonement included Gethsemane and the Crucifixion. Share testimonies of Christ and His Atonement.
  - If you have older kids with longer attention spans than mine, you could read “Atonement of Jesus Christ” from Gospel Topics with them: <https://www.churchofjesuschrist.org/study/manual/gospel-topics/atonement-of-jesus-christ?lang=eng>
4. Song – Why did Heavenly Father and Jesus include the Savior’s Atonement as part of their plan? (Because they love us). Sing/discuss “I Feel My Savior’s Love” <https://www.youtube.com/watch?v=CiBbCsfRghg> .
5. “Oh No!” Game (I Can Come Unto Christ and Receive the Glorious Blessings of His Atonement) –
  - The manual says, “*Jesus Christ came ‘into the world that he may save all men if they will hearken unto his voice.’ (2 Nephi 9:21). In other words, we must be willing to accept the saving blessings He offers.*”

*After describing the great plan of redemption, Jacob gave important warnings and invitations, found in 2 Nephi 9:27-54, to help us receive the blessings of the Atonement.”*

- Warnings: Have them stand by the picture of Christ from the monster activity (maybe tape it onto the wall). Explain that the word “wo” in the scriptures we’re about to read isn’t really a good thing. Have them listen carefully while you read 2 Nephi 9:27-40. Each time they hear the word “wo,” they’ll say, “Oh no!” and then hop one hop away from the Christ picture. Briefly summarize what each verse means after they’ve hopped and talk about how those things would take us farther away from Christ.
- Invitations: Do we want to stay far away from Christ? Does He want us to be far away from Him? Read the following invitations from this chapter one at a time. As each one is read and discussed, they can hop closer to the Savior.
  - “But to be learned is good if they hearken unto the counsels of God.” (2 Nephi 2:29)
  - “Give ear to my words” (2 Nephi 9:40)
  - “Come unto the Lord, the Holy One” (2 Nephi 9:41)
  - “And whoso knocketh, to him will he open” (2 Nephi 9:42)
  - “O, my beloved brethren, remember my words” (2 Nephi 9:44)
  - “O, my beloved brethren, turn away from your sins; shake off the chains of him that would bind you fast; come unto that God who is the rock of your salvation.” (2 Nephi 9:45)
  - “Prepare your souls for that glorious day when justice shall be administered to the righteous, even the day of judgment, that ye may not shrink with awful fear.” (2 Nephi 9:46)
  - “Behold, my beloved brethren, remember the words of your God; pray unto him continually by day, and give thanks unto his holy name by night. Let your hearts rejoice.” (2 Nephi 9:52)

6. Because of the Sacrifice of Jesus Christ, I can “Cheer Up” My Heart – The manual says, “*Jacob’s message was a joyful one. ‘I speak unto you these things,’ he said, ‘that ye may rejoice, and lift up your heads forever (2 Nephi 9:3).’*” Find matches from this month’s Friend page “Blessings From Jesus” to talk about some of the ways we can be blessed and happy because of Jesus Christ:

<https://www.churchofjesuschrist.org/study/friend/2020/02/blessings-from-jesus?lang=eng>

7. Garden Cupcake Treat (the Lord can turn the deserts of our lives into gardens) - The manual says, “*When you read 2 Nephi 8:3, you could show pictures of a desert and a garden. How does the Lord turn the deserts of our lives into gardens? In verses 4–7, what does the Lord counsel us to do in order to receive the joy described in verse 3?*”

- Show pictures of desert and garden (below) while talking about some of the beautiful things that can be in our lives because of Jesus.
- Make brown cupcakes (or a cake to share) with no frosting to represent the desert. Place green frosting and icing flowers on top to model how Christ can help make our lives beautiful like a garden with lots of flowers. If you’re crafty and know how to make your own frosting flowers, feel free to do that. I’m not a crafty person, so we’ll probably just buy some pre-made ones like any of these:

From Amazon: [https://www.amazon.com/Cupcake-Toppers-Wedding-Birthday-Decoration/dp/B07GTNKM74/ref=sr\\_1\\_9?keywords=icing+flowers&qid=1580706266&sr=8-9](https://www.amazon.com/Cupcake-Toppers-Wedding-Birthday-Decoration/dp/B07GTNKM74/ref=sr_1_9?keywords=icing+flowers&qid=1580706266&sr=8-9)

From Hobby Lobby: <https://www.hobbylobby.com/Party-Baking/Baking-Supplies/Sprinkles-Decorations/Pink-Flower-Icing-Decorations/p/48145>

#### Additional Ideas:

Book of Mormon videos: <https://www.churchofjesuschrist.org/study/come-follow-me/individuals-and-families/book-of-mormon-2020/book-of-mormon-videos?lang=eng>

Support Articles and Activities: <https://www.churchofjesuschrist.org/study/ensign/2020/02/come-follow-me-book-of-mormon-support-articles-and-activities/2-nephi-6-10?lang=eng>

More Great Ideas: [www.theredcrystal.org](http://www.theredcrystal.org)

“How Do We Overcome Death?” (physical and spiritual explanation):

<https://www.churchofjesuschrist.org/study/ensign/2020/02/weekly-book-of-mormon-insights/how-do-we-overcome-death?lang=eng>

# INFINITE ATONEMENT


What does infinite/infinity mean? Look at the picture of sand. Try to count the little pieces of sand. Do the same with the picture of sugar. Would it be really hard to count ALL of these things?? If you were on a beach, could you count ALL of the grains of sand on it? That would be a really big number! Infinite means even more than however big that number would be! 2 Nephi 9:7 says that Christ's Atonement is an "infinite" atonement. Christ's Atonement is a very big and important thing!




Monster vs. Christ Activity:

- Ask, "What would happen to us without the Atonement of Jesus Christ?"
- Monster: Show the monster face and explain that Jacob (Nephi's younger brother) used the words "awful" and "monster" to explain what sin and death would be like if weren't for Christ's Atonement.
- Cut out the face parts and let the kids choose them one at a time to glue onto the monster face. As each is being glued, ask if it sounds like an awful, scary thing. Discuss what it means and how it describes how our lives would be different without Christ's Atonement.
- Christ: After helping kids realize how scary life without the Atonement sounds, hold up the picture of Christ and discuss how he can save us from these scary things (death and sin).
- Talk about what the word "deliver" means. If you had been captured by this awful monster, what would it look like to be "delivered" from him?
- Read 2 Nephi 9:10-13. Have them hold up both the monster and the Christ pictures. Tell them to listen carefully for the words "escape" and "deliver." Whenever they hear those words while you read these verses, they can use the pictures to act out Christ chasing the monster away.

"Without the Atonement of Jesus Christ, death and sin would be like  
**AWFUL MONSTERS.**"





theredcrystal.org & comefollowmekid.com





"O how great the goodness of our God, who prepareth a way for our escape from the grasp of this awful monster, death and hell, which I call the death of the body, and also the death of the spirit."  
2 Nephi 9:10


After discussing the awful monster (while assembling the monster) and how scary it sounds, hold up the picture of Jesus and read the scripture, then discuss how grateful we are for our Savior.












Stuck in a Bucket with a Monster – Have everyone write their names or draw a quick sketch of themselves on the smiley face squares (below). Review that because of The Fall (when Adam and Eve chose to leave the Garden of Eden), without any additional help, we would be stuck with the “awful monster” of death and sin.

- Bucket: Get a small bucket out and put the “SIN” label on the side of it. Inside the bucket, put the monster as well as each of the smiley face squares with people’s names on them. Remind them that everyone sins (makes mistakes). Then place the “DEATH” label on top of the bucket. Talk about how it feels to be trapped in the bucket with the awful monster.
- Christ: Hold up the picture of Christ. Remind them that Christ saved us from death, and because of Him, we will be resurrected. Remove the death label from the top of the bucket.
- Ladder: Christ also saves us from sins, but this requires a little work on our part. Place the ladder inside of the bucket. Talk about mistakes we might make that make us feel like we’re “stuck in a bucket with a monster.” After each one, discuss steps we could make to fix these mistakes while moving the paper pieces with our names up the ladder. Remind them that Jesus is the one who gave us this ladder, or a way to get free from our sins. Share testimonies of Christ and His Atonement.



The  
Atonement

of Jesus  
Christ

allows us  
to repent

and be  
forgiven of  
our sins.

# SIN





*Not My Will, But Thine, Be Done*, by Harry Anderson

# DESERT AND GARDEN

