



Bobcat®

COMPACT EXCAVATORS

E45 E50 E55



One Tough Animal™

RELIABILITY IS A GIVEN



Less stress in tight space with Zero Tail Swing

Enjoy true peace of mind in narrow and confined spaces with our Zero Tail Swing and front corners which stay in the track-width when you slew the house. It lets you focus on your work, instead of worrying about hitting objects. Even the open door stays inside the counterweight radius.

A durable product – built to last

We build in durability from the ground up. For full protection, all hoses are situated on top of the boom. The boom and dipperstick are built with internal welds, gussets and castings on both boom ends, providing more resistance.

Quicklock hydraulic fittings on the control valve prevent leakage.

For the rear and side covers, we have used an impact-resistant polymer plastic (DCPD), and subjected all components to severe testing and selection criteria. Furthermore, the big counterweight offset protects the tail cover, acting as a bumper.



BE SMOOTH, BE POWERFUL!



While the superb cushioning in the boom cylinder improves overall smoothness, the fast cycle times combined with a smoother workgroup and increased breakout forces enhance productivity.

Lift more, lift higher

With enhanced stability and lifting capacity combined with their best-in-class proportionally controlled auxiliary flow of 75.7 l/min, the E45, E50 and E55 allow you to operate a wide range of attachments, offering you high versatility.

Precision work, with no rough edges

Fast reactions, simultaneous operations while travelling straight – plus reduced fuel consumption! All thanks to the closed centre hydraulic system with load sensing pump and valve that direct oil flow where needed.

Moreover, our auto-idle feature saves fuel, reduces noise levels and creates a more comfortable environment for everyone.



NO COMPROMISE ON COMFORT

Great features for extra comfort

Bobcat's spacious and fully featured cabs are legendary, and the Bobcat E45 - E50 - E55 cab is no exception. In the E45, E50 and E55 you have less vibration, heat and noise thanks to a lot of features like the new engine, air intake, cooling and exhaust systems. And our cab design gives you more space, visibility and overall comfort. This allows the operator to work without getting tired.

1. Instrument panel

The display is clear and easy to reach. It features an indicator for the automatic light switch-off function, optional keyless ignition and operational information such as hours, rpm and job clock.

2. Floating blade


Automatically controlled blade flotation for quick and easy performance of levelling operations.



1 - Standard display



1 - Deluxe display



3. Second speed, auto-shift and auto-idle

The travel motors automatically return to high speed after downshifting under load. This allows smoother turns and easier dozing work. Auto-idle is available as an option to reduce fuel consumption.

4. Thumb control for boom swing and auxiliary hydraulics

A thumb control is integrated in the joystick for better metering of the boom swing and the proportional auxiliary hydraulics.

5. External fuel cap

The external lockable fuel cap makes refuelling easy and safe. For extra convenience when refilling, a warning beep sounds when the maximum fuel level has been reached.

6. Zero tail swing design

Even when operated with the door open, the upperstructure still remains within the width of the tracks.

7. Ergonomical work space

Easy-to-operate gas spring-assisted light and rigid front window.



YOU HAVE THE CHOICE...

E45

- 4.6 t – Zero Tail Swing
- More compact machine
- Digging force (over bucket): 35.8 kN
- Engine power: 30.2 kW



E50

- 5.0 t – Zero Tail Swing
- More front lifting performance
- Digging force (over bucket): 42.0 kN
- Engine power: 35.4 kW



E55

- 5.5 t – Conventional Tail Swing
- More side lifting performance
- Higher stability and swing torque
- Engine power: 35.4 kW



Options that make the difference!

The E45, E50 and E55 offer a host of options, including:

Cab with heat and airconditioning, Steel tracks, Angle blade, Deluxe display, Long Dipperstick, 2nd Auxilliary hydraulic lines, Auxilliary quick couplers on dipperstick, Deluxe seat, Direct to tank line, Travel motion alarm, Boom load holding valve, Object handling certified, Keyless ignition, Bobcat hydraulic pin grabber, Hydraulic clamp, Klac and Lehnhoff mechanical couplers.



For greater safety, switch the battery off when needed.



Angle blade

The angle blade provides simultaneous up/down and angle adjustment, up to 25 degrees left or right. The Bobcat bolt-on replaceable cutting edge that is easy to rotate and simple to replace, providing lower operating costs.



Save time on servicing

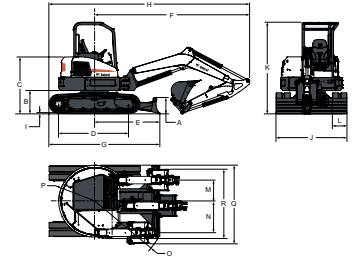
Servicing is simple and fast, thanks to easy access to all daily maintenance components and the main valve. Plus, the auto-tensioning fan and alternator belts eliminate the need for adjustment.

E45 E50 E55 — SPECIFICATIONS

	E45	E50	E55
WEIGHTS			
Operating weight with heated cab	4763 kg	5143 kg	5555 kg
ENGINE			
Make / Model	Kubota V2403-M-D1-E3B-BC-5	Kubota V2403-M-D1-TE3B-BC-4	
Fuel / Cooling		Diesel / Liquid	
Maximum power (ISO 14396)	30.7 kW (at 2200 RPM)	36.0 kW (at 2200 RPM)	
Torque (SAE J1995)	155.9 Nm (at 1400 RPM)	183.0 Nm (at 1200 RPM)	
Number of cylinders		4	
Displacement		2.4 l	
Bore / Stroke		87.1 mm / 102.4 mm	
Alternator	12 V – 90 A – open frame with internal regulator		
Starter	12 V – reduction on drive – 2.0 kW		
CONTROLS			
Steering	Direction and speed controlled by two hand levers or foot pedals		
HYDRAULIC SYSTEM			
Pump type	Single outlet variable displacement, load sensing torque limited pump		
Piston pump capacity	99.1 l/min	138.5 l/min	
Auxiliary flow		75.7 l/min	
Control valve	9-spool, closed centre, individually compensated		
PERFORMANCE			
Digging force (standard dipperstick)	23720 N	29997 N	25580 N
Digging force (long dipperstick)	20865 N	25580 N	-
Digging force, bucket	34030 N	39930 N	39930 N
Drawbar pull	40447 N	52343 N	52343 N
Travel speed, low range	2.4 km/h	3.1 km/h	3.1 km/h
Travel speed, high range	4.2 km/h	5.0 km/h	5.0 km/h
SLEW SYSTEM			
Boom swing, left		75°	
Boom swing, right		50°	
Slew rate		9.0 RPM	
FLUID CAPACITIES			
Cooling system		8.3 l	
Engine lubrication plus oil filter		7.1 l	
Fuel reservoir		79.9 l	
Hydraulic reservoir		15.1 l	
Hydraulic system with bucket and dipper cylinder retracted, bucket on the ground, and blade down		54.9 l	
ENVIRONMENTAL			
Noise level LpA (EU Directive 2000/14/EC)	80 dB(A)	81 dB(A)	80 dB(A)
Noise level LwA (EU Directive 2000/14/EC)	95 dB(A)	96 dB(A)	96 dB(A)
Whole body vibration (ISO 2631-1)	0.115 ms ⁻²	0.157 ms ⁻²	0.170 ms ⁻²
Hand-arm vibration (ISO 5349-1)	0.304 ms ⁻²	0.427 ms ⁻²	0.490 ms ⁻²
OPTIONS			
Cab with heat and airconditioning	Direct to tank line		
Steel tracks	Travel motion alarm		
Angleblade	Boom load holding valve		
Deluxe display	Object handling certified		
Long Dipperstick	Keyless ignition		
2nd Auxilliary hydraulic lines	Bobcat hydraulic pin grabber		
Auxilliary quick couplers on dipperstick	Hydraulic clamp		
Deluxe seat	Klac and Lehnhoff mechanical couplers		

DIMENSIONS

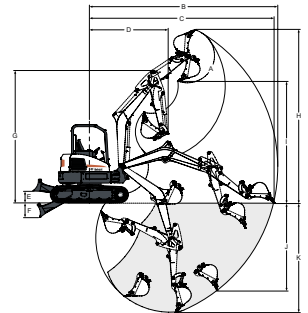
All dimensions in mm.



	E45	E50	E55
A	446	446	446
B	640	640	618
C	1575	1575	1575
D	1998	1998	1998
E	1797	1788	1796
F	4092	4294	3872
G	3058	3049	3057
H	5353	5555	5194
I	25	25	25
J	1960	1960	1960
K	2532	2532	2532
L	400	400	400
M	586	586	394
N	872	675	631
O	3973	2027	2041
P	980	997	1322
Q	2074	2074	2290
R	1874	1874	1949

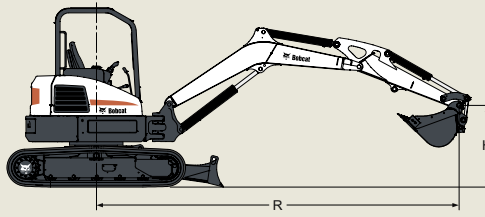
WORKING RANGE

All dimensions in mm.



	E45	E50	E55
A	185°	185°	185°
B	5802	6062	6191
C	5670	5939	6083
D	2491	2541	2389
E	385	385	385
F	465	465	465
G	4095	4263	4269
H	5345	5595	5850
I	3697	3924	4179
J	2531	2815	3199
K	3300	3524	3923

E45 E50 E55 — LIFTING CAPACITIES



RATED LIFT CAPACITY - OVER BLADE BLADE DOWN						RATED LIFT CAPACITY - OVER SIDE BLADE UP				
E45 - STANDARD DIPPERSTICK, STANDARD COUNTERWEIGHT										
Lift Point Height [H]	Lift radius [R] (kg)			Max. radius [R] (mm)	Lift at max. radius (kg)	Lift radius [R] (kg)			Max. radius [R] (mm)	Lift at max. radius (kg)
	2000 mm	3000 mm	4000 mm			2000 mm	3000 mm	4000 mm		
4000 mm				3703	885*				3703	566
3000 mm			882*	4489	959*			493	4489	367
2000 mm		1401*	1097*	4886	1017*	779		474	4886	277
1000 mm		2073*	1353*	4977	1085*	702		436	4977	247
Ground		2328*	1500*	4823	1175*	659		400	4823	252
-1000 mm	3695*	2238*	1436*	4350	1268*	1335	664	390	4350	336

RATED LIFT CAPACITY - OVER BLADE BLADE DOWN						RATED LIFT CAPACITY - OVER SIDE BLADE UP				
E45 - LONG DIPPERSTICK, HEAVY COUNTERWEIGHT										
Lift Point Height [H]	Lift radius [R] (kg)			Max. radius [R] (mm)	Lift at max. radius (kg)	Lift radius [R] (kg)			Max. radius [R] (mm)	Lift at max. radius (kg)
	2000 mm	3000 mm	4000 mm			2000 mm	3000 mm	4000 mm		
4000 mm			719*	4134	767*			719*	4134	525
3000 mm			711*	4836	852*			711*	4836	357
2000 mm		1138*	959*	5170	912*	1138*		522	5170	298
1000 mm		1934*	1249*	5237	985*	788		476	5237	270
Ground		2305*	1454*	5102	1076*	731		433	5102	278
-1000 mm	3716*	2307*	1470*	4682	1212*	1458	678	430	4682	341

RATED LIFT CAPACITY - OVER BLADE BLADE DOWN						RATED LIFT CAPACITY - OVER SIDE BLADE UP				
E50 - STANDARD DIPPERSTICK, STANDARD COUNTERWEIGHT										
Lift Point Height [H]	Lift radius [R] (kg)			Max. radius [R] (mm)	Lift at max. radius (kg)	Lift radius [R] (kg)			Max. radius [R] (mm)	Lift at max. radius (kg)
	2000 mm	3000 mm	4000 mm			2000 mm	3000 mm	4000 mm		
4000 mm			967*	4075	1013*			562	4075	522
3000 mm			979*	4850	1065*			560	4850	369
2000 mm		1603*	1246*	5250	1117*	886		537	5250	295
1000 mm		2454*	1559*	5325	1184*	794		485	5325	280
Ground		2737*	1760*	5175	1259*	730		451	5175	289
-1000 mm	4023*	2652*	1717*	4705	1341*	1378	734	454	4705	343

RATED LIFT CAPACITY - OVER BLADE BLADE DOWN						RATED LIFT CAPACITY - OVER SIDE BLADE UP				
E50 - LONG DIPPERSTICK, HEAVY COUNTERWEIGHT										
Lift Point Height [H]	Lift radius [R] (kg)			Max. radius [R] (mm)	Lift at max. radius (kg)	Lift radius [R] (kg)			Max. radius [R] (mm)	Lift at max. radius (kg)
	2000 mm	3000 mm	4000 mm			2000 mm	3000 mm	4000 mm		
4000 mm		660*		4600	554*			683*	4600	482
3000 mm		759*	729*	5150	575*			692	5150	371
2000 mm	1202*	996*	973*	5480	759*	1090	661	420	5480	302
1000 mm	2152*	1406*	1131*	5570	932*	929	602	386	5570	275
Ground	2688*	1686*	1268*	5400	1126*	906	558	366	5400	289
-1000 mm	2777*	1770*	1238*	5050	1215*	876	570	367	5050	340

RATED LIFT CAPACITY - OVER BLADE BLADE DOWN							RATED LIFT CAPACITY - OVER SIDE BLADE UP					
E55 - LONG DIPPERSTICK, STANDARD COUNTERWEIGHT												
Lift Point Height [H]	Lift radius [R] (kg)				Max. radius [R] (mm)	Lift at max. radius (kg)	Lift radius [R] (kg)				Max. radius [R] (mm)	Lift at max. radius (kg)
	2000 mm	3000 mm	4000 mm	5000 mm			2000 mm	3000 mm	4000 mm	5000 mm		
4000 mm			802*		4315	867*			839*	4315	918*	
3000 mm			815*		4947	918*			861*	4947	633	
2000 mm		1214*	1025*	973*	5246	959*	1248*	1048*	608	5246	552	
1000 mm		1885*	1315*	1078*	5283	1029*	1370	865	589	5283	529	
Ground		2268*	1530*	1169*	5149	1106*	1307	837	579	5149	546	
-1000 mm	3012*	2373*	1569*		4738	1208*	2532	1288	820	4738	618	

* Rated hydraulic lift capacity

The lifting capacities are based on ISO 10567 and do not exceed 75 % of the static tilt load of the machine or 87 % of the hydraulic lifting capacity of the machine. The lifting capacities include a standard 500 mm bucket (69 kg)



Bobcat is a Doosan Company.

Doosan is a global leader in construction equipment, power & water solutions, engines, and engineering proudly serving customers and communities for more than a century. Bobcat and the Bobcat logo are registered trademarks of Bobcat Company in the United States and various other countries.
©2016 Bobcat Company. All Rights Reserved.



Bobcat®

www.bobcat.com

Specifications and design are subject to change without notice. Pictures of Bobcat products may show other than standard equipment.

