

# Complete Collection



# GARAGA®

Every detail guaranteed™



## Build your garage door

Visualize your home with  
a new garage door. Visit  
[garaga.com/designcentre](https://garaga.com/designcentre)  
or scan the QR code.




# TRADITIONAL

## MODEL PATTERNS AND LAYOUTS

### Prestige



Prestige XL




Prestige XL

### Shaker-Flat<sup>1</sup>



Shaker-Flat  
CC/Short



Shaker-Flat  
CC/Short



Shaker-Flat  
XL/Long



Shaker-Flat  
XL/Long


**Novatech**

Match your Prestige garage door with the Orleans, London or Sydney entry doors from Novatech's Prestige Collection.

### Classic



Classic  
CC/Short



Classic  
CC/Short



Classic  
MIX



Classic  
MIX



Classic  
XL/Long



Classic  
XL/Long


<sup>1</sup>Depending on the door construction, some patterns have a bead line above and below. The configurations shown are equivalent to 9' x 7' and 16' x 7' doors.



Shaker-Flat CC, 9' x 7', Black, Clear windows

< Cover: Princeton P-21, 9' x 7', Chocolate Walnut, 8 lite Panoramic windows

More inspiration  
[garaga.com/traditional](http://garaga.com/traditional)



Traditional



Shaker-Flat XL, 16' x 8', Desert Sand, 4 vertical lite Orion windows



Prestige XL, 9' x 8', Moka Brown, Cachet windows / Coordinated with Orleans entry door with Cachet stained glass from Novatech's Prestige Collection

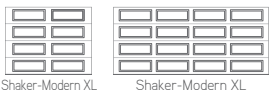


Classic CC, 9' x 7', Ice White, windows with Richmond Inserts

# CONTEMPORARY

## MODEL PATTERNS AND LAYOUTS

### Shaker-Modern



Shaker-Modern XL

Shaker-Modern XL

**Novatech**

Match your Shaker-Modern garage door with the Soho, Victoria Shaker or Brixton entry doors from Novatech's Shaker Collection.

### Vog®



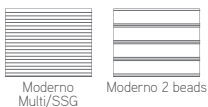

Vog

Vog

**Novatech**

Match your Vog garage door with a Vog entry door from Novatech's Design Collection.

### Moderno



Moderno  
Multi/SSG

Moderno 2 beads

### Grooved



Grooved

### Flush



Flush



## WINDOW LAYOUTS



Left-side Harmony

Visit [garaga.com/windowlayouts](http://garaga.com/windowlayouts) to see all the available options or scan the QR code.

The configurations shown are equivalent to 9' x 7' and 16' x 7' doors.

More inspiration  
[garaga.com/contemporary](http://garaga.com/contemporary)



Contemporary



Shaker-Modern XL, 16' x 8', Iron Ore Walnut, Sandblasted windows



Moderno Multi, 16' x 8', Chocolate Walnut, window layout: Left-side Harmony



Vog, 8' x 8', Black, Screen windows / Coordinated with Vog entry door from Novatech


# CARRIAGE HOUSE

## MODEL PATTERNS AND LAYOUTS

### Shaker-CS<sup>1</sup>




Shaker-CS Short



Shaker-CS Short



Shaker-CS LP/Long



Shaker-CS LP/Long

### Shaker-Flat<sup>1</sup>



Shaker-Flat XS/XSmall



Shaker-Flat XS/XSmall

### North Hatley



North Hatley SP



North Hatley SP



North Hatley LP



North Hatley LP

For a carriage house look, add decorative hardware



Standard



Lis



Cottage



Door knockers

<sup>1</sup> Depending on the door construction, some patterns have a bead line above and below.

The configurations shown are equivalent to 9' x 7' and 16' x 7' doors.



Shaker-CS Short, 9' x 7', White, windows with Double Stockton Arch Inserts

More inspiration  
[garaga.com/carriagehouse](http://garaga.com/carriagehouse)



Carriage House



Shaker-Flat XS, 9' x 8', Iron Ore Walnut, Clear windows




North Hatley SP, 9' x 7', Dark Sand, windows with Double Stockton Arch Inserts



North Hatley LP, 9' x 8', Chocolate Walnut, 8 lite Orion windows

# Townships Collection<sup>®</sup>



## Princeton



Princeton P-11



Princeton P-12



Princeton P-13



Princeton P-21



Princeton P-22



Princeton P-23

## Eastman



Eastman E-11



Eastman E-12



Eastman E-13



Eastman E-21



Eastman E-22



Eastman E-23

## Cambridge



Cambridge CS



Cambridge CM



Cambridge CL

The configurations shown are equivalent to 9' x 7' doors.



Princeton P-13, 9' x 7', Ice White doors and overlays, 8 lite Panoramic windows



More inspiration  
[garaga.com/townships-collection](https://garaga.com/townships-collection)



Townships



Princeton P-23, 8' x 7', Desert Sand doors and overlays, 8 lite Panoramic windows




Cambridge CL, 15' x 7', Chocolate Walnut door and overlays

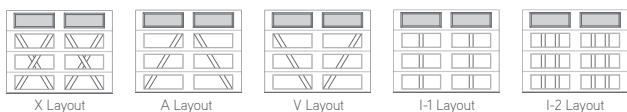


Eastman E-21, 9' x 8', Moka Brown doors and Ice White overlays, 8 lite Panoramic windows

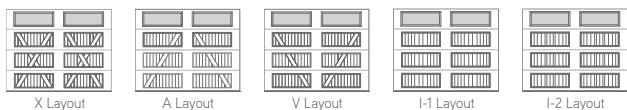
# Village Collection™



## Flat Base

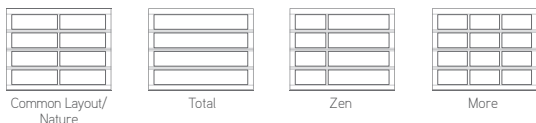


## Plank Base



The configurations shown are equivalent to 9' x 7' doors.

# California™



## Frame colors

Standard



Semi-custom†



†Semi-custom color doors are coated with an acrylic resin-based liquid paint.

## Windows

More than 20 choices available.

More inspiration  
[garaga.com/village-collection](http://garaga.com/village-collection)



Village



Village Collection X Layout, Flat base, 9' x 7', White, windows with Stockton Inserts



Village Collection I-1 Layout, Plank base, 9' x 8', Brown, windows with Richmond Arch Inserts

More inspiration  
[garaga.com/california](http://garaga.com/california)




California



California, 9' x 7', Black aluminum frame, Sandblasted glass


# WINDOWS



The windows and inserts' availability depends on the garage door model you choose. To find the perfect ones for you among the sizes and options available, build your door at [garaga.com/designcentre](http://garaga.com/designcentre) or scan the QR code.

Privacy Level: **X/5**

## Stained glass



Patina caming



Zinc caming



Cachet

## Types of glass




Azur



Masterline



Chinchilla



Screen



Pinhead



Soft



Fluid




Glue Chip



Sandblasted / Satin



Graylite 2



Clear \*

\* **Ar** Clear 40" x 13" thermopane glass is also available with the Low-E Argon energy option.

## Coordinated with **Novatech**

Garaga is proud to collaborate with the entry door manufacturer Novatech, so we can offer you products that go together perfectly. Visit [garaga.com/novatech](http://garaga.com/novatech) or scan the QR code.



## Orion



This window has aluminum grids inserted between the two panes of glass.



4 lites



4 vertical lites



8 lites

## Decorative inserts



Decorative inserts are installed on the exterior side of the window (easy to remove).



Stockton



Prairie



Cathedral



Sherwood



Cascade



Waterton



Richmond



Williamsburg<sup>†</sup>



Richmond Arch



Williamsburg<sup>†</sup>



Double Stockton Arch

<sup>†</sup>For all the available Williamsburg Inserts, visit [garaga.com/inserts](http://garaga.com/inserts).

## Panoramic (Townships Collection only)



These windows can only be installed in the top section.



Without grids



4 vertical lites



8 lites



# COLORS

The colors' availability depends on the garage door model you choose.  
Visit [garaga.com/designcentre](http://garaga.com/designcentre) to build the perfect door for you.

## Standard



Ice White\* / White



Desert Sand\* / Almond




Sahara



Claystone\* / Sandstone



Dark Sand / Terrastone




Moka Brown / Brown

## Premium




Charcoal




Black\* / Black Ice




Iron Ore Walnut




Chocolate Walnut\*



American Walnut



Dark Walnut



Cherry



Evergreen

\*Colors of overlays available for Townships Collection garage doors.

Gentek: visit [garaga.com/gentek](http://garaga.com/gentek) to see Gentek's equivalent aluminum capping.

Premium option: low additional fees apply.

Visit [garaga.com/premiumcolors](http://garaga.com/premiumcolors) to learn more about Garaga's Premium colors.

# SUMMARY

MODELS	Townships Collection	Village Collection	Standard+	Acadia 138	Vantage	Regal
<b>TECHNICAL FEATURES</b>						
Construction	3 layers Polyurethane R-16	Same as Vantage & Regal	3 layers Polyurethane R-16	3 layers Polyurethane R-12	3 layers Polystyrene	2 layers Polystyrene or Non-insulated
Thickness	2 3/8"	2"	1 3/4"	1 3/8"	2"	2"
Warranty	Lifetime (limited)	Lifetime (limited)	Lifetime (limited)	Lifetime (limited)	Lifetime (limited)	15 years (limited)
<b>COLORS</b>						
Ice White / White	•	•	•	•	•	24, N24, N25
Desert Sand / Almond	•	•	•	•	•	N24, N25
Sahara		•			•	N24, N25
Claystone / Sandstone	•	•	•	•	•	N24, N25
Dark Sand / Terrastone	•	•	•	•	•	N24
Moka Brown / Brown	•	•	•	•	•	N24
Black / Black Ice	•	•	•	•	•	N24
Charcoal	•		•	•		
Iron Ore Walnut	•		•			
Chocolate Walnut	•		•	•		
American Walnut <sup>1</sup>			•			
Dark Walnut		•			•	N24
Cherry		•			•	N24
Evergreen <sup>2</sup>	•		•			
<b>MODEL PATTERNS AND LAYOUTS</b>						
Princeton, Eastman, Cambridge	•					
Village X, A, V, I-1, I-2		•				
Prestige XL			•			
Shaker-Modern XL			•			
Shaker-Flat CC/Short, Shaker-Flat XL/Long			•		•	N24
Shaker-Flat XS/XSmall			•		•	N24, N25
Shaker-CS Short					•	N24, N25
Shaker-CS LP/Long					•	N24, N25
Classic CC/Short, Classic XL/Long			•	•	•	24, N24, N25
Classic MIX			•	•		
Vog			•			
Moderno 2 beads			•	•		
Moderno Multi/SSG <sup>3</sup>			•		•	
Grooved			•	•		
Flush			•	•	•	24, N24
North Hatley SP			•	•		
North Hatley LP			•	•		

<sup>1</sup> American Walnut color is not available for the following Standard+ patterns: Vog, Flush, Moderno and Grooved.

<sup>2</sup> Evergreen color is not available for the following Standard+ patterns: Vog, Prestige and Shaker patterns.

<sup>3</sup> The Moderno SSG pattern is only available in White, Brown and Black Ice.



# 3 STEPS TO CHANGE YOUR

## 1 Choose your style

Whatever style you desire, you will find it with Garaga. Consider the different possibilities of **model patterns**, **layouts** and **windows**, and make a choice from among the models of our 3 different looks: Traditional, Contemporary, Carriage House.

## 2 Choose your color

Whether you opt for a classic color or one more modern, choose one that blends well with the other exterior features of your home.



## 3 Choose your construction

From among our varied garage door compositions, you are sure to find the insulation level and air infiltration performance (transfer of heat or cold between inside and outside) that you require.

Why have millions of GARAGA garage



### Superior performance

Get a product that exceeds your expectations. Our garage doors are **strong** and constructed with **long-lasting components**, rigorously selected.

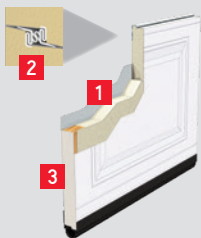
### One of the largest selections in the industry

With **thousands of possible combinations**, you are sure to find the garage door you are looking for.



# GARAGE DOOR


## 3 layers, polyurethane insulation R-16 and R-12




- 1 Polyurethane insulation** acts as a thermal break to prevent transfer of cold or heat
- 2 InterLok™ joints** block air infiltration for superior thermal insulation
- 3 Wood end blocks** are one of the most effective thermal breaks

**Models:** Townships Collection, Standard+, Acadia 138, H-Tech and Top Tech


## 3 layers, polystyrene insulation




- 1 Polystyrene insulation** pressure bonded between two layers of steel for energy efficiency
- 2 2" tongue and groove** meeting rail to provide a weather-tight seal between sections, and rails are hemmed the entire length of the section for added strength and safety
- 3 Full length reinforcing plates** to solidly attach hinges and struts

**Models:** Village Collection, Vantage 

## 2 layers, polystyrene insulation OR 1 layer, non-insulated



- 1 3 options of outside layer:** steel, heavy duty steel or commercial grade steel for high durability
- 2 Tongue and groove joints** between sections that fit seamlessly
- 3 Polystyrene insulation** available as an option

**Models:** Village Collection, Regal  24 and N24 constructions only


\* The Garage Wind Load Option is only available for specific regions. Talk to your local garage door dealer for more information.


## doors been installed since 1983?

### A detailed quote for an informed choice

All the options you want can be **quickly** calculated then presented to you in a **clear, illustrated quotation**. Once your garage door has been chosen, your quotation is automatically transmitted to our factory to be **precisely custom-crafted**.

In garage door comparison tests, Garaga construction wins hands down. Watch our 45-second videos at [garaga.com/lab](http://garaga.com/lab) or scan the QR code.



Garaga 

# GARAGE DOOR OPENERS

## LiftMaster

POWERED BY myQ

Quiet and reliable  
garage door openers

### ELITE SERIES®



- Ultra quiet
- Belt or chain drive
- ¾ HP, AC or DC power
- Integrated camera for some models



- Ultra quiet
- Jackshaft
- DC power

### PREMIUM SERIES®



- Quiet
- Belt or chain drive
- ½ HP, AC or DC power

### CONTRACTOR SERIES®



- Quiet
- Belt or chain drive
- ½ HP, AC or DC power

### Useful accessories



Keyless and wireless  
entry system

- Open or close your garage door without using a remote control and program it with a 4-digit code



Automatic Garage  
Door Lock

- To ensure greater security for your home.

Consult [garaga.com/res-openers](http://garaga.com/res-openers)  
or scan the QR code to view all available  
openers and accessories.

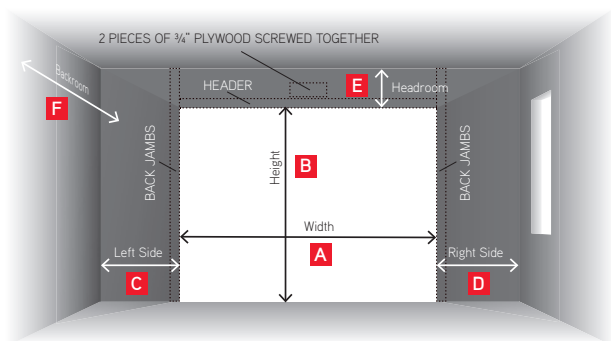


## myQ Technology

Allows you to open or close your  
garage door from anywhere by  
using a smart device such as  
a watch, smartphone or tablet.



# TAKE MEASUREMENT



1) Measure existing door opening's width **A** and height **B** in feet and inches. This determines the size of door needed. Never base your measurements on the size of the existing door but on the door's opening instead.

2) Measure for sideroom, left side **C** and right side **D**.

- 6 inches is required on each side for installation of vertical track.
- Make sure no entry door will interfere with the horizontal track of the door.

3) Measure area labeled "headroom" **E**. Distance between the top of the door opening and the ceiling (or floor joist);

- 8 1/2" is required for standard extension spring.
- 12" is required for standard torsion spring.
- Add 2" more for electric opener.
- If you have restricted headroom, special hardware is available.

*NOTE: If door height extends above the opening, the headroom measurement should be taken from the top of the top section to the ceiling.*

4) Measure area labeled "backroom" **F**. Distance is measured from the garage door opening toward the back wall of the garage.

- Door height plus 24" is required.
- Additional backroom (door height + 48") may be required for installation of an automatic garage door opener.
- Make sure no lighting or other material will interfere with the door sections when moving.

## Getting the opening ready

1) Make sure the size of the opening matches the size of the door. For example: a door of 9' x 7' needs an opening of 9' wide by 7' high.

2) The position of the header and back jambs (2" x 6") are very important. The header must be flush with back jambs (on the same plane). The back jambs must be perpendicular, plumb and square.

For more details, visit [garaga.com/measures](https://garaga.com/measures) or scan the QR Code.





**IN-GARAGE DELIVERY READY**  
with a reliable Garaga garage door!



Find out the must-haves and the steps to get started. Keep your online deliveries safe, visit [garaga.com/ingaragedelivery](https://garaga.com/ingaragedelivery) or scan the QR code.



**GARAGA®**

**LiftMaster**

POWERED BY myQ



**GARAGA®**

US Head Office  
1 844 918-2828  
Ponca City OK

Canadian Head Office  
1 800 464-2724  
St-Georges QC

[info@garaga.com](mailto:info@garaga.com)  
[garaga.com](https://garaga.com)



logo FSC

**YOUR  
GARAGA  
DISTRIBUTOR**