



Concealed ceiling units



Daikin concealed ceiling units

an invisible improvement to any space

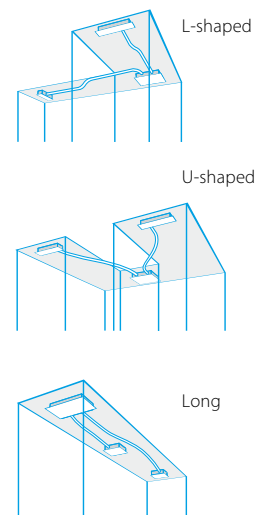
Why choose Daikin?

Daikin is a world leader in air conditioning and heating. So no matter what your needs, you will find the ideal solution in our **wide range of products**, both for heating and cooling. As an environmentally responsible company, all our products are designed to be **highly efficient** all year round with features like intelligent eye and weekly timer. Their low energy consumption is also reflected in **lower energy bills**. Our expertise makes life easier for you too, allowing you to **control** your system via a user-friendly remote control. Our units are **whisper quiet** and, with the perfect airflow pattern, they will create your **ideal indoor climate**. Daikin products are renowned for their **reliability** and efficiency and you can rely on service to match.

Why choose Daikin concealed ceiling units?

Flexibility and comfort

- › Daikin concealed ceiling units offer maximum flexibility and performance in rooms with limited space or with irregular shape (L-shaped, U-shaped or long rooms).
- › Ideal for use in small and large areas: External static pressure (ESP) is a deciding factor when choosing a type of duct.
- › Flexible installation, as the air suction direction can be altered from rear to bottom suction.
- › Their automatic air flow adjustment means that they are draught-free and can quickly reach the temperature you require.
- › They are whisper quiet, operating at sound levels lower than 25 decibels.



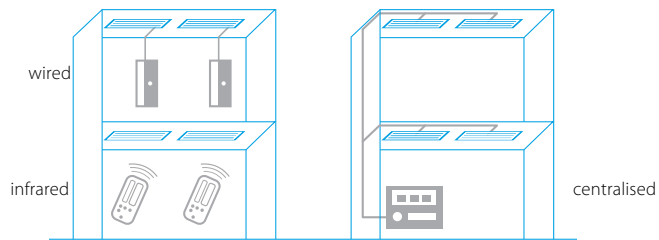

Unobtrusive design

Concealed ceiling units offer an extremely unobtrusive solution as they are compact and only the discharge and intake grilles are visible.

Energy efficient

- › Daikin concealed units have energy efficiency ratings of up to A++ and a low consumption DC motor.





What is an air-to-air heat pump?

Daikin heat pumps are silent and discreet, and use state-of-the-art technology to keep energy bills as low as possible. With a Daikin heat pump, **75% of the energy used to heat your premises comes from the outside air even in cold weather**, A free and infinitely renewable resource. Only 25% is coming from electricity. For cooling, the system is reversed, extracting heat from the indoor air.

Complete control

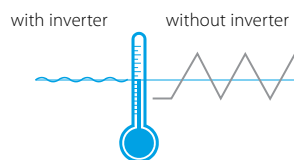
Every system comes with user-friendly controls so that you can manage your internal climate and airflow.

- > Individual
 - > Centralised
 - > Building management system
- Flexible scheduling control adapts to different seasons, it can monitor an entire building through an app or connect your controls to a building management system.

Inverter control optimises efficiency

Daikin's **inverter technology** is a **true innovation** in the field of climate control. The principle is simple: inverters adjust the power used to suit the actual requirement. This technology provides two clear benefits:

- > **Comfort:** an inverter continuously regulates the heating and cooling output to adjust a room's temperature, thus improving comfort levels. The inverter reduces start-up time, reaching required room temperature more quickly. Once reached, the inverter ensures that it is maintained.
- > **Energy efficient:** by monitoring and adjusting the ambient temperature, energy consumption drops by 30% compared to a traditional on/off system.





Concealed ceiling unit with medium ESP

Slim, silent and discrete solution

Slimmest unit on the market in its range

- NEW** › With only **245mm height**, ceiling voids are no challenge any more. These units can swiftly be integrated in narrow ceiling voids

Easy to install and to set-up

- › Unique Automatic air flow adjustment function selects the most appropriate fan curve to achieve the best comfort. With these concealed ceiling units, over 10 fan curves can be selected to select the most appropriate fan curve for your application
- › Bottom & rear suction allow installation both at low depth and low height ceiling voids
- › Up to **150Pa** external static pressure (**ESP**) to cope with most of duct & grille setups

NEW



Enhanced comfort

- NEW** › **Sound** level down to **25dB(A)** (FBQ) comparable to a bedroom at night time

Energy efficient solution

- NEW** › Top efficiency in the market! **A++** *
* For FBQ50D + RXS50L

Benefits

- › Unnoticeable in operation
- › Outstanding reliability
- › Easy installation, even in the smallest of ceiling spaces
- › Extremely efficient

Solution for commercial applications



The solution for the light commercial sector

Sky Air is Daikin's industry-leading range for **light commercial applications**. It has been designed to offer **optimum seasonal energy efficiency**. The Sky Air range offers **complete comfort solutions** for all kinds of commercial spaces.

Three complementary outdoor units

Depending on your requirements, you can choose between **three complementary outdoor units**, each designed to offer the ideal solution for different situations.

Seasonal Smart units offer you advanced technologies and the highest seasonal efficiency values, as well as providing flexible installation and optimum comfort in all weather conditions.

Seasonal Classic units are highly efficient outdoor units which offer an excellent combination of technology and comfort in commercial applications and can operate at temperatures as low as -15°C.

Siesta Sky Air indoor units provide basic cooling and heating solutions for shops, offices and restaurants, leaving maximum floor space for furniture, decoration and fittings.



The solution for every medium to large commercial application

Daikin has over 90 years of expertise in heat pumps and has been market leader in VRV (Variable Refrigerant Volume) systems since the company invented them in 1982. **VRV** offers you the **ultimate in customised comfort, intelligent control** and **maximum energy efficiency**.

VRV for all climate conditions and needs

Depending on where you live or the solution you require, you can choose between **different VRV outdoor units**, each designed to offer the ideal solution for different situations.

Heat pump

Both cooling and heating can be supplied by the same unit, with 75% of the heat coming from the outside air and only 25% from the electricity supply.

Heat recovery

Both cooling and heating can be provided by the same unit, with only 25% coming from the electricity supply as 75% of the heat comes from the outside air. Heat can also be transferred from one place to another in the same building thus reducing energy cost even more!

Replacement

Update your older R-22 or R-407C system quickly, economically and efficiently with minimal downtime.

Water cooled

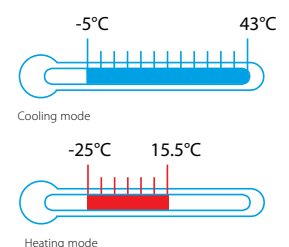
The VRV IV water cooled series offers an ideal solution for high rise buildings using water as a heat source.

Optimised for heating

Where heating takes priority without compromising on efficiency, with guaranteed operation down to -25°C.

Mini VRV

Space saving solution for residential and light commercial applications without compromising on efficiency.



Products overview concealed ceiling units



Small concealed ceiling unit

FDBQ-B / FXDQ-M9

Designed for hotel bedrooms

- › Compact dimensions enable installation in narrow ceiling voids leaving only the grilles visible
- › No disturbing sound to ensure a good night rest
- › Flexible installation as the air suction direction can be altered from rear to bottom suction
- › Easy mounting: drain pan can be located left or right of the unit

Slim concealed ceiling unit

FDXS-F(9) / FXDQ-A

ESP up to 44Pa, slim design for flexible installation

- › Compact dimensions enable installation in narrow ceiling voids leaving only the grilles visible
- › Medium external static pressure up to 40Pa (FDXS-F), up to 44Pa (FXDQ-A)
- › Small capacity unit developed for small or well insulated rooms

NEW Concealed ceiling unit with medium ESP

FBQ-D / FXSQ-A

ESP up to 150Pa, optimum comfort guaranteed no matter the length of ductwork or type of grilles

- › Amongst the slimmest concealed ceiling units in the market: a height of only 245mm
- › Assuring comfort at all times: flexibility to set the required fan curve manually or automatically selecting the correct fan curve
- › **A++** Top efficiency in the market!
- › 15 class unit especially developed for small or well-insulated rooms, such as hotel bedrooms, small offices etc.
- › Sound levels down to 25dB(A)
- › Flexible installation, as the air suction direction can be altered from rear to bottom suction
- › Standard built-in drain pump increases flexibility and installation speed

Concealed ceiling unit with high ESP

FDQ-C / FXMQ-P7

ESP up to 200Pa, ideal for large sized buildings

- › Optimum comfort guaranteed no matter the length of ductwork or type of grilles, thanks to automatic air flow adjustment
- › Discretely concealed in the ceiling: only the grilles are visible
- › Flexible installation as the air suction direction can be altered from rear to bottom suction

FDQ-B / FXMQ-MA9

ESP up to 250Pa (FDQ-B), ESP up to 270Pa (FXMQ-MA9), Ideal for extra large sized spaces

- › Discretely concealed in the ceiling: only the suction and discharge grilles are visible
- › Up to 26.4kW (FDQ-B), up to 31.5kW (FXMQ-MA9) in heating mode



























Siesta Concealed ceiling unit

ABQ-C

ESP up to 150Pa, ideal for medium sized shops with false ceilings

- › Discretely concealed in the ceiling: only the grilles are visible
- › Air filter ensures steady supply of clean air
- › Easy installation and maintenance
- › Exclusively offered for pair applications


Benefits overview

		FDBQ-B	FXDQ-M9	FDX5-F	FXDQ-A	FBQ-D	FXSQ-A	FDQ-C	FXMQ-P7	FDQ-B	FXMQ-MA9	ABQ-C	
													
		25	20-25	25-60	15-63	35-140	15-140	125	50-125	200-250	200-250	71-140	
We care icons	 Seasonal efficiency - Smart use of energy	Seasonal efficiency gives a more realistic indication on how efficient air conditioners operate over an entire heating or cooling season.		●		●		●				●	
	 Inverter technology	In combination with inverter controlled outdoor units.		●	●	●	●	●	●	●	●	●	
	 Home leave operation	During absence, the indoor temperature can be maintained at a certain level.		●	●	●	●	●	●	●	●		
	 Fan only	The air conditioner can be used as fan, blowing air without cooling or heating.		●	●	●	●	●	●	●	●	●	
Comfort	 Whisper quiet	Daikin indoor units are whisper quiet. Also the outdoor units are guaranteed not to disturb the quiet of the neighbourhood.		●		●	●	●		●		●	
	 Auto cooling-heating changeover	Automatically selects cooling or heating mode to achieve the set temperature.		●	●	●	●	●	●	●	●	●	
Air treatment	 Air filter	Removes airborne dust particles to ensure a steady supply of clean air.		●	●	●	●	●	●	●	●	●	
Humidity control	 Dry programme	Allows humidity levels to be reduced without variations in room temperature.		●	●	●	●	●	●	●	●		
Air	 Fan speed steps	Allows to select up to the given number of fan speed.		2	2	3	3	3	3	2	2	2	3
Remote control & timer	 Weekly timer	Timer can be set to start operation anytime on a daily or weekly basis.		●	●	● depending on controller	●	●	●	●	●	●	●
	 Infrared remote control	Infrared remote control with LCD to start, stop and regulate the air conditioner from a distance.			optional	optional	optional	optional		optional		optional	
	 Wired remote control	Wired remote control to start, stop and regulate the air conditioner from a distance.		optional	optional	optional	optional	optional	optional	optional	optional	optional	standard
	 Centralised control	Centralised control to start, stop and regulate several air conditioners from one central point.			optional	optional	optional	optional	optional	optional	optional	optional	
Other functions	 Auto-restart	The unit restarts automatically at the original settings after power failure.		●	●	●	●	●	●	●	●	●	
	 Self-diagnosis	Simplifies maintenance by indicating system faults or operating anomalies.		●	●	●	●	●	●	●	●	●	
	 Drain pump kit	Facilitates condensation draining from the indoor unit.			optional		standard	standard	standard	standard	standard	optional	
	 Multi tenant	The indoor unit's main power supply can be turned off when leaving the hotel or office building.			●		●		●				
	 Twin/triple/double twin application	2, 3 or 4 indoor units can be connected to only 1 outdoor unit even if they have different capacities. All indoor units operate within the same mode (cooling or heating) from one remote control.					●		●		●		
	 Multi model application	Up to 5 indoor units (even different capacities) can be connected to a single outdoor unit. All indoor units can individually be operated within the same mode.		●	●		●						
	 VRV for residential application	Up to 9 indoor units (even different capacities and up to 71 class) can be connected to a single outdoor unit. All indoor units can individually be operated within the same mode.		●			●						

Small concealed ceiling unit

Designed for hotel applications

- › Compact unit (230mm high & 652mm deep), can easily be mounted in narrow ceiling voids
- › Discretely concealed in the ceiling: only the suction and discharge grilles are visible
- › Whisper quiet operation: down to 28dBA sound pressure level
- › Flexible installation, as the air suction direction can be altered from rear to bottom suction
- › For easy mounting, the drain pan can be located to the left or right of the unit



FDBQ25B / FXDQ-M9

BRC1E52A/B

BRC4C62 (FXDQ-M9)



Fully integrated solutions for medium to large commercial environments

Indoor unit			FXDQ	20M9	25M9
Cooling capacity	Nom.		kW	2.2	2.8
Heating capacity	Nom.		kW	2.5	3.2
Power input - 50Hz	Cooling	Nom.	kW		0.050
	Heating	Nom.	kW		0.050
Dimensions	Unit	Height	mm		230
		Width	mm		502
		Depth	mm		652
Required ceiling void >			mm		250
Weight	Unit		kg		17
Casing	Colour				Unpainted
	Material				Galvanised steel
Fan-Air flow rate - 50Hz	Cooling	High/Low	m ³ /min	6.7/5.2	7.4/5.8
	Heating	High/Low	m ³ /min	6.7/5.2	7.4/5.8
Air filter	Type				Resin net with mold resistance
Sound power level	Cooling	Nom.	dBa		50
Sound pressure level	Cooling	High/Low	dBa		37/32
	Heating	High/Low	dBa		37/32
Refrigerant	Type / GWP				R-410A / 2,087,5
	Liquid	OD	mm		6.35
Piping connections	Gas	OD	mm		12.7
	Drain				I.D. 21,6, O.D. 27,2
Power supply	Phase/Frequency/Voltage		Hz/V		1~/50/230
Current - 50Hz	Maximum fuse amps (MFA)		A		16
Control systems	Infrared remote control				BRC4C62
	Simplified wired remote control for hotel applications				BRC2E52C (heat recovery type) / BRC3E52C (heat pump type)
	Wired remote control				BRC1D52 / BRC1E52A/B



Indoor unit			FDBQ	25B
Dimensions	Unit	HeightxWidthxDepth	mm	230x652x502
Sound power level	Cooling		dBa	55
	Heating		dBa	55
Sound pressure level	Cooling	High/Low	dBa	35.0/28.0
	Heating	High/Low	dBa	35.0/29.0
Control systems	Wired remote control			BRC1D52 / BRC1E52A/B

(1) Contains fluorinated greenhouse gases

Combination with multi outdoor units is ideal for smaller applications such as retail or residential applications

Outdoor unit	only available in multi model application
--------------	---

Slim concealed ceiling unit

Slim design for flexible installation

- › Compact dimensions, can easily be mounted in a ceiling void of only 240mm



FDXS25-35F / FXDQ15-32A

BRC1E52A/B BRC4C65

- › Medium external static pressure up to 40Pa (FDXS) and 44Pa (FXDQ) facilitates unit use with flexible ducts of varying lengths
- › Discretely concealed in the ceiling: only the suction and discharge grilles are visible
- › 15 class unit especially developed for small or well-insulated rooms, such as hotel bedrooms, small offices, etc. (FXDQ)

- › Standard drain pump with 750mm lift increases flexibility and installation speed (FXDQ)



Fully integrated solutions for medium to large commercial environments

Indoor unit			FXDQ	15A	20A	25A	32A	40A	50A	63A
Cooling capacity	Nom.		kW	1.7	2.2	2.8	3.6	4.5	5.6	7.1
Heating capacity	Nom.		kW	1.9	2.5	3.2	4.0	5.0	6.3	8.0
Power input - 50Hz	Cooling	Nom.	kW	0.071			0.078			0.110
	Heating	Nom.	kW	0.068			0.075			0.107
Dimensions	Unit	HeightxWidthxDepth	mm	200x750x620			200x950x620			200x1,150x620
Required ceiling void >			mm	240						
Weight	Unit		kg	22			26			29
Fan-Air flow rate - 50Hz	Cooling	High/Nom./Low	m ³ /min	7.5/7.0/6.4		8.0/7.2/6.4		10.5/9.5/8.5		12.5/11.0/10.0
Fan-External static pressure - 50Hz		High/Nom.	Pa	30/10						
Air filter	Type			Removable / washable / mildew proof						
Sound power level	Cooling	Nom.	dB(A)	50		51		52		54
Sound pressure level	Cooling	High/Nom./Low	dB(A)	32/31/27		33/31/27		34/32/28		35/33/29
Refrigerant	Type / GWP			R-410A / 2.087,5						
Piping connections	Liquid	OD	mm	9.52						
	Gas	OD	mm	12.7						
	Drain			VP20 (I.D. 20/O.D. 26)						
Power supply	Phase/Frequency/Voltage		Hz/V	1~/50/60/220-240/220						
Current - 50Hz	Maximum fuse amps (MFA)		A	16						
Control systems	Infrared remote control			BRC4C65						
	Simplified wired remote control for hotel applications			BRC2E52C (heat recovery type) / BRC3E52C (heat pump type)						
	Wired remote control			BRC1D52 / BRC1E52A/B						

(1) Contains fluorinated greenhouse gases



Indoor unit			FDXS	25F	35F	50F9	60F
Dimensions	Unit	HeightxWidthxDepth	mm	200x750x620		200x1,150x620	
Sound power level	Cooling		dB(A)	53		56	
	Heating		dB(A)	35/33/27		38/36/30	
Sound pressure level	Cooling	High/Nom./Low	dB(A)	35/33/27		38/36/30	
	Heating	High/Nom./Low	dB(A)	35/33/27		38/36/30	
Control systems	Wired remote control			BRC1E52A/B		BRC1E52A/B	

Operating sound is based on the rear side suction inlet and ESP 40Pa. Operating sound for under side suction inlet; (operation sound for rear side suction inlet) +5dB. However, when installation to which the ESP becomes low is carried out, 5dB or more may go up

Combination with split outdoor units is ideal for smaller applications such as retail or residential applications

Efficiency data			FDXS + RXS	25F + 25L3	35F + 35L3	50F9 + 50L	60F + 60L
Cooling capacity	Nom.		kW	2.40	3.40	1.7/5.0/5.3	1.7/6.0/6.5
Heating capacity	Nom.		kW	3.20	4.00	1.7/5.8/6.0	1.7/7.0/8.0
Power input	Cooling	Nom.	kW	0.65	1.15	1.650	2.060
	Heating	Nom.	kW	0.80	1.15	1.870	2.180
Seasonal efficiency (according to EN14825)	Cooling	Energy label		A+	A	A+	A
		Pdesign	kW	2.4	3.40	5.00	6.00
		SEER		5.63	5.21	5.72	5.51
		Annual energy consumption	kWh	149	228	306	381
	Heating (Average climate)	Energy label		A+	A	A	A
Pdesign		kW	2.60	2.90	4.00	4.60	
SCOP			4.24	3.88	3.93	3.80	
	Annual energy consumption	kWh	858	1,047	1,425	1,693	
Nominal efficiency	EER/COP			3.74/4.00	2.96/3.48	3.03/3.10	2.91/3.21
	Annual energy consumption		kWh	321	574	825	1,030
	Energy label	Cooling/Heating		A/A	C/B	B/D	C/C

EER/COP according to Eurovent 2012, for use outside EU only | Nominal efficiency: cooling at 35°/27° nominal load, heating at 7°/20° nominal load

Outdoor unit			RXS	25L3	35L3	50L	60L
Dimensions	Unit	HeightxWidthxDepth	mm	550x765x285		735x825x300	
Sound power level	Cooling/Heating		dB(A)	59/59		62/62	
Operation range	Cooling	Ambient	Min.-Max. °CDB	-10~46		-10~46	
	Heating	Ambient	Min.-Max. °CWB	-15~18		-15~18	
Refrigerant	Type/GWP		kg	R-410A/2,087.5		R-410A/2,087.5	
	Charge		kg/TCO,Eq	1/2.1		1.7/3.5	
Power supply	Phase/Frequency/Voltage		Hz/V	1~/50/220-240		1~/50/220-230-240	

Contains fluorinated greenhouse gases

Concealed ceiling unit with medium ESP

Optimum comfort guaranteed no matter the length of ductwork or type of grilles

- > Top efficiency in the market
- > Automatic air flow adjustment function selects the most appropriate fan curve to achieve the best comfort
- > Compact unit can easily be mounted in a ceiling void of only 285mm, leaving only suction and discharge grilles visible
- > Sound levels lower than 29dBA
- > Medium external static pressure up to 150Pa facilitates using flexible ducts of varying lengths
- > Flexible installation as the air suction direction can be altered from rear to bottom suction
- > Standard built-in drain pump increases the reliability of the drain system
- > Standard plug and play connection with intelligent control systems



VRV Fully integrated solutions for medium to large commercial environments

Indoor unit			FXSQ	15A	20A	25A	32A	40A	50A	63A	80A	100A	125A	140A	
Cooling capacity	Nom.		kW	1.7	2.2	2.8	3.6	4.5	5.6	7.1	9.0	11.2	14.0	16.0	
Heating capacity	Nom.		kW	1.9	2.5	3.2	4.0	5.0	6.3	8.0	10.0	10.0	26.0	18.0	
Power input - 50Hz	Cooling	Nom.	kW	41			45	92	95	95	121	157	214	-	
	Heating	Nom.	kW	38			42	89	92	92	118	154	211	-	
Dimensions	Unit	HeightxWidthxDepth	mm	245x550x800			245x700x800			245x1,000x800			245x1,400x800		245x1,550x800
Weight	Unit		kg	23,5			24	28,5	29	35,5	36,5	46	47	51	
Fan-Air flow rate - 50Hz	Cooling	High/Low	m³/min	8/7/5/6/5		9/7/5/6/5	9/5/8/7	15/12/5/11	15/2/12/5/11	21/18/15	23/19/5/16	32/27/23	36/31/5/26	-	
Fan-External static pressure - 50Hz	High/Nom.		Pa	150/30			150/40			150/50		-			
Sound power level	Cooling	Nom.	dBA	54			55	60		59	61	61	64	-	
Sound pressure level	Cooling	High/Low	dBA	29.5/28/25		30/28/25	31/29/26	35/32/29		33/30/27	35/32/29	36/34/31	39/36/33	-	
Refrigerant	Type / GWP			R-410A / 2.087,5											
Piping connections	Liquid	OD	mm	Ø 6.35 (FLARE)			Ø 9.52 (FLARE)								
	Gas	OD	mm	Ø 12.7 (FLARE)			Ø 15.9 (FLARE)								
	Drain			VP20 (EXTERNAL DIA. 26. INTERNAL DIA. 20), drain height 625 mm											
Power supply	Phase/Frequency/Voltage		Hz/V	50Hz 220-240V											
Current - 50Hz	Maximum fuse amps (MFA)		A	16											
Control systems	Infrared remote control			BRC4C65											
	Simplified wired remote control for hotel applications			BRC2E52C (heat recovery type) / BRC3E52C (heat pump type)											
	Wired remote control			BRC1D52 / BRC1E52A/B											

Contains fluorinated greenhouse gases



Indoor unit			FBQ	35D	50D	60D	71D	100D	125D	140D
Dimensions	Unit	HeightxWidthxDepth	mm	245x700x800		245x1,000x800		245x1,400x800		140D
Fan-External static pressure	High/Nom.		Pa	150/30			150/40		150/30	
Sound power level	Cooling		dBA	60		56		58		62
Sound pressure level	Cooling	High/Medium/Low	dBA	35/32/29		30/28/25		34/32/30		37/35/32
Control systems	Infrared remote control			BRC4C65						
	Wired remote control			BRC1D527 / BRC1E52A/B						

EER/COP according to Eurovent 2012, for use outside EU only | Nominal efficiency: cooling at 35°/27° nominal load, heating at 7°/20° nominal load

Combination with split outdoor units is ideal for smaller applications such as retail or residential applications

Efficiency data			FBQ + RXS	35D + 35L3	50D + 50L	60D + 60L
Cooling capacity	Nom.		kW	3.40	5.00	5.70
Heating capacity	Nom.		kW	4.00	5.50	7.00
Power input	Cooling	Nom.	kW	0.85	1.42	1.65
	Heating	Nom.	kW	1.00	1.44	1.89
Seasonal efficiency (according to EN14825)	Cooling	Energy label		A++	A++	A+
		Pdesign	kW	3.40	5.00	6.80
		SEER		6.17	6.21	5.84
	Heating (Average climate)	Annual energy consumption	kWh	193	282	408
		Energy label		A+	A+	A+
		Pdesign	kW	2.90	4.40	6.00
Nominal efficiency	SCOP		4.07	4.06	4.01	
	Annual energy consumption	kWh	998	1,517	2,095	
	EER/COP		3.99/4.02	3.52/3.83	3.45/3.71	
Annual energy consumption		kWh	426	710	826	
	Energy label	Cooling/Heating		C/C	A/A	

EER/COP according to Eurovent 2012, for use outside EU only | Nominal efficiency: cooling at 35°/27° nominal load, heating at 7°/20° nominal load

Outdoor unit				RXS	35L3	50L	60L
Dimensions	Unit	HeightxWidthxDepth		mm	550x765x285		735x825x300
Sound power level	Cooling			dBA	61		62
	Heating			dBA	61		62
Sound pressure level	Cooling	High/Low		dBA	48/44		49/46
	Heating	High/Low		dBA	48/45		49/46
Operation range	Cooling	Ambient	Min.-Max.	°CDB			-10~46
	Heating	Ambient	Min.-Max.	°CWB			-15~18
Refrigerant	Type/GWP				R-410A/2,087.5		
	Charge			kg/TCO _{Eq}	1.2/2.51	1.7/3.5	1.5/3.1
Power supply	Phase/Frequency/Voltage			Hz/V	1~/50/220-240		

Contains fluorinated greenhouse gases

Seasonal Smart Combination with Seasonal Smart ensures high quality, optimal comfort, flexible installation and highest efficiency values

Efficiency data				FBQ + RZQG	71D + 71L9V1	100D + 100L9V1	125D + 125L9V1	140D + 140L9V1	71D + 71L8Y1	100D + 100L8Y1	125D + 125L8Y1	140D + 140L8Y1
Cooling capacity	Nom.			kW	6.8	9.5	12.0	13.4	6.8	9.5	12.0	13.4
Heating capacity	Nom.			kW	7.50	10.8	13.5	15.5	7.50	10.8	13.5	15.5
Power input	Cooling	Nom.		kW	1.98	2.84	3.13	4.00	1.98	2.84	3.13	4.00
	Heating	Nom.		kW	1.91	2.94	3.52	4.29	1.91	2.94	3.52	4.29
Seasonal efficiency (according to EN14825)	Cooling	Energy label			A++	A+	A++	-	A++	A+	A++	-
		Pdesign	kW	6.80	9.50	12.00	-	6.80	9.50	12.00	-	
		SEER		6.16	5.87	6.11	-	6.16	5.87	6.11	-	
	Annual energy consumption		kWh	386	566	687	-	386	566	687	-	
	Heating (Average climate)	Energy label			A+	A++	A+	-	A+	A++	A+	-
		Pdesign	kW	6.00	11.30	12.70	-	6.00	11.30	12.70	-	
SCOP			4.31	4.78	4.28	-	4.31	4.78	4.28	-		
Annual energy consumption		kWh	1,949	3,310	4,154	-	1,949	3,310	4,154	-		
Nominal efficiency	EER			3.43	3.94	3.35	3.35	3.43	3.94	3.35	3.35	
	COP			3.92	4.24	3.67	3.61	3.92	4.24	3.67	3.61	
	Annual energy consumption		kWh	991	1,206	1,418	2,000	991	1,206	1,418	2,000	
	Energy label		Cooling/Heating	C/C	A/A			-	C/C	A/A		

EER/COP according to Eurovent 2012, for use outside EU only | Nominal efficiency: cooling at 35°/27° nominal load, heating at 7°/20° nominal load

Outdoor unit				RZQG	71L9V1	100L9V1	125L9V1	140L9V1	71L8Y1	100L8Y1	125L8Y1	140L8Y1
Dimensions	Unit	HeightxWidthxDepth		mm	990x940x320	1,430x940x320			990x940x320	1,430x940x320		
Sound power level	Cooling			dBA	64	66	67	69	64	66	67	69
	Heating	Nom.		dBA	48	50	51	52	48	50	51	52
Sound pressure level	Cooling	Nom.		dBA	50	52	53		50	52	53	
	Night quiet mode	Level 1		dBA	43	45			43	45		
Operation range	Cooling	Ambient	Min.-Max.	°CDB	-15~50				-15~50			
	Heating	Ambient	Min.-Max.	°CWB	-20~-15.5				-20~-15.5			
Refrigerant	Type/Charge/GWP			kg	R-410A / 2.9 / 2,087.5	R-410A / 4 / 2,087.5			R-410A / 2.9 / 2,087.5	R-410A / 4 / 2,087.5		
	Charge			TCO _{Eq}	6.1	8.4			6.1	8.4		
Power supply	Phase/Frequency/Voltage			Hz/V	1~/50/220-240				3N~/50/380-415			

Contains fluorinated greenhouse gases

Seasonal Classic Combination with Seasonal Classic ensures good value for money for all types of light commercial applications

Efficiency data				FBQ + RZQSG	71D + 71L3V1	100D + 100L9V1	125D + 125L9V1	140D + 140L9V1	100D + 100L8Y1	125D + 125L8Y1	140D + 140L8Y1
Cooling capacity	Nom.			kW	6.8	9.5	12.0	13.4	9.5	12.0	13.4
Heating capacity	Nom.			kW	7.5	10.8	13.5	15.5	10.8	13.5	15.5
Power input	Cooling	Nom.		kW	1.98	2.84	3.72	4.38	2.84	3.72	4.38
	Heating	Nom.		kW	1.91	2.94	3.72	4.55	2.94	3.72	4.55
Seasonal efficiency (according to EN14825)	Cooling	Energy label			A+	A		-	A		-
		Pdesign	kW	6.80	9.50	12.00	-	9.50	12.00	-	
		SEER		5.84	5.57	5.22	-	5.57	5.22	-	
	Annual energy consumption		kWh	408	597	805	-	597	805	-	
	Heating (Average climate)	Energy label			A+			-	A+		-
		Pdesign	kW	6.00	11.30	12.70	-	11.30	12.70	-	
SCOP			4.10	4.15	4.05	-	4.15	4.05	-		
Annual energy consumption		kWh	2,049	3,812	4,390	-	3,812	4,390	-		
Nominal efficiency	EER			3.43	3.35	3.23	3.06	3.35	3.23	3.06	
	COP			3.92	3.67	3.63	3.41	3.67	3.63	3.41	
	Annual energy consumption		kWh	991	1,418	1,858	2,190	1,418	1,858	2,190	
	Energy label		Cooling/Heating	C/C	A/A			-	A/A		-

EER/COP according to Eurovent 2012, for use outside EU only | Nominal efficiency: cooling at 35°/27° nominal load, heating at 7°/20° nominal load

Outdoor unit				RZQSG	71L3V1	100L9V1	125L9V1	140L9V1	100L8Y1	125L8Y1	140L8Y1	
Dimensions	Unit	HeightxWidthxDepth		mm	770x900x320	990x940x320		1,430x940x320	990x940x320		1,430x940x320	
Sound power level	Cooling			dBA	65	70		69	69	70	69	
	Heating	Nom.		dBA	49	53	54	53	53	54	53	
Sound pressure level	Cooling	Silent operation		dBA	47	-		-	-	-	-	
	Heating	Nom.		dBA	51	57	58	54	57	58	54	
Operation range	Cooling	Ambient	Min.-Max.	°CDB	-15.0~46		-15~46		-15~46			
	Heating	Ambient	Min.-Max.	°CWB	-		-15~-15.5		-15~-15.5			
Refrigerant	Type/GWP				R-410A/2,087.5	R-410A/2,087.5		R-410A/2,087.5	R-410A/2,087.5		R-410A/2,087.5	
	Charge			kg/TCO _{Eq}	2.75/5.7	2.9/6.1		4/8.4	2.9/6.1		4/8.4	
Power supply	Phase/Frequency/Voltage			Hz/V	1~/50/220-240				3N~/50/380-415			

Contains fluorinated greenhouse gases

Concealed ceiling unit with high ESP

ESP up to 200, ideal for large sized spaces

- › High external static pressure up to 200Pa facilitates using flexible ducts of varying lengths
- › Automatic air flow adjustment function selects the most appropriate fan curve to achieve the best comfort
- › Reduced energy consumption thanks to specially developed DC fan motor
- › Possibility to change ESP via wired remote control allows optimisation of the supply air volume
- › Flexible installation as the air suction direction can be altered from rear to bottom suction
- › Standard built-in drain pump increases the flexibility and installation speed
- › No optional adapter needed for DIII-connection, link your unit into the wider building management system



Indoor unit		FDQ	125C
Casing	Colour		Not painted (galvanised)
	Unit	HeightxWidthxDepth mm	300x1,400x700
Dimensions	Colour		White (10Y9/0.5)
	Dimensions	HeightxWidthxDepth mm	55x1,500x500
Air filter	Type		Resin net with mold resistance
Sound power level	Cooling	dBA	66
	Heating	dBA	40/33
Sound pressure level	Cooling	High/Low dBA	40/33
	Heating	High/Low dBA	40/33
Control systems	Infrared remote control		BRC4C65
	Wired remote control		BRC1D52 / BRC1E52A/B

Seasonal Smart Combination with Seasonal Smart ensures high quality, optimal comfort, flexible installation and highest efficiency values

Seasonal Classic Combination with Seasonal Classic ensures good value for money for all types of light commercial applications

Efficiency data	FDQ + RZQG/RZQSG	Seasonal Smart		Seasonal Classic	
		125C + 125L9V1	125C + 125L8Y1	125C + 125L9V1	125C + 125L8Y1
Cooling capacity	Nom. kW		12.0		12.0
Heating capacity	Nom. kW		13.5		13.5
Power input	Cooling	Nom. kW	3.20		3.74
	Heating	Nom. kW	3.53		3.85
Seasonal efficiency (according to EN14825)	Cooling	Energy label	A+		A
		Pdesign kW	12.00		12.00
	SEER	5.81		5.20	
	Annual energy consumption kWh	722.892	723	807.692	808
Heating (Average climate)	Pdesign kW		A+		A
			12.71		7.60
	SCOP	4.21		3.90	
	Annual energy consumption kWh	4,226.603	4,227	2,728.205	2,728
Nominal efficiency	EER		3.75		3.21
	COP		3.83		3.51
	Annual energy consumption kWh		1,600		1,870
	Energy label	Cooling/Heating		A/A	

EER/COP according to Eurovent 2012, for use outside EU only | Nominal efficiency: cooling at 35°/27° nominal load, heating at 7°/20° nominal load

Outdoor unit		RZQG/RZQSG	125L9V1	125L8Y1	125L9V1	125L8Y1
Dimensions	Unit	HeightxWidthxDepth mm		1,430x940x320		990x940x320
Sound power level	Cooling	dBA		67		70
	Heating	dBA		51		54
Sound pressure level	Heating	Nom. dBA		53		58
	Night quiet mode	Level 1 dBA		45		49
	Cooling	Ambient Min.-Max. °CDB		-15~-50		-15~-46
Operation range	Heating	Ambient Min.-Max. °CWB		-20~-15.5		-15~-15.5
	Type/GWP		R-410A/2,087.5		R-410A/2,087.5	
Refrigerant	Charge	kg/TCO_Eq	4/8.4		2.9/6.1	
Power supply	Phase / Frequency / Voltage	Hz / V	1~ / 50 / 220-240	3N~ / 50 / 380-415	1~ / 50 / 220-240	3N~ / 50 / 380-415


Contains fluorinated greenhouse gases

Concealed ceiling unit with high ESP

Ideal for large sized spaces

FXMQ-P7: ESP up to 200

- › Automatic air flow adjustment function measures the air volume and static pressure and adjusts it towards the nominal air flow, whatever the length of duct, making installation easier and guaranteeing comfort. Moreover, the ESP can be changed via the wired remote control to optimize the supply air volume
- › High external static pressure up to 200Pa facilitates using flexible ducts of varying lengths
- › Discretely concealed in the ceiling: only the suction and discharge grilles are visible
- › Reduced energy consumption thanks to specially developed DC fan motor
- › Flexible installation, as the air suction direction can be altered from rear to bottom suction
- › Standard built-in drain pump increases increases flexibility and installation speed



FXMQ-MA9: ESP up to 270

- › High external static pressure up to 270Pa facilitates using flexible ducts of varying lengths
- › Discretely concealed in the ceiling: only the suction and discharge grilles are visible
- › Large capacity unit: up to 31.5 kW heating capacity



Fully integrated solutions for medium to large commercial environments

Indoor unit			FXMQ	50P7	63P7	80P7	100P7	125P7	200MA9	250MA9
Cooling capacity	Nom.		kW	5.6	7.1	9.0	11.2	14.0	22.4	28.0
Heating capacity	Nom.		kW	6.3	8.0	10.0	12.5	16.0	25.0	31.5
Power input - 50Hz	Cooling	Nom.	kW	0.110	0.120	0.171	0.176	0.241	1.294	1.465
	Heating	Nom.	kW	0.098	0.108	0.159	0.164	0.229	1.294	1.465
Dimensions	Unit	Height	mm	300			470			
		Width	mm	1,000			1,380			
		Depth	mm	700			1,100			
Required ceiling void >		mm	350			-				
Weight	Unit	kg	35			46			137	
Casing	Colour		Unpainted							-
	Material		Galvanised steel plate							-
Decoration panel	Model		BYBS71DJW1			BYBS125DJW1			-	
	Colour		White (10Y9/0.5)							-
Dimensions	HeightxWidthxDepth	mm	55x1,100x500			55x1,500x500			-x-x-	
	Weight	kg	4.5			6.5			-	
Fan-Air flow rate - 50Hz	Cooling	High/Nom./Low	m ³ /min	18/16.5/15	19.5/17.8/16	25/22.5/20	32/27.5/23	39/33.5/28	58/-/50	72/-/62
	Heating	High/Nom./Low	m ³ /min	18/16.5/15	19.5/17.8/16	25/22.5/20	32/27.5/23	39/33.5/28	-/-	-/-
Fan-External static pressure - 50Hz	High/Nom.	Pa	200/100						221/132	270/191
Air filter	Type		Resin net with mold resistance							-
Sound power level	Cooling	High/Nom.	dB(A)	61/-	64/-	67/-	65/-	70/-	-/-	-/-
Sound pressure level	Cooling	High/Nom./Low	dB(A)	41/39/37	42/40/38	43/41/39		44/42/40	48/-/45	
	Heating	High/Nom./Low	dB(A)	41/39/37	42/40/38	43/41/39		44/42/40	-/-	
Refrigerant	Type / GWP		R-410A / 2.087,5							
Piping connections	Liquid	OD	mm	6.35	9.52					
	Gas	OD	mm	12.7	15.9					19.1
	Drain			VP25 (I.D. 25/O.D. 32)					PS1B	
Power supply	Phase/Frequency/Voltage	Hz/V	1~/50/60/220-240/220							
Current - 50Hz	Maximum fuse amps (MFA)	A	16						15	
Control systems	Infrared remote control		BRC4C65							
	Simplified wired remote control for hotel applications		BRC2E52C (heat recovery type) / BRC3E52C (heat pump type)							
	Wired remote control		BRC1D52 / BRC1E52A/B							

Contains fluorinated greenhouse gases

Concealed ceiling unit with high ESP

ESP up to 250, ideal for extra large sized spaces

- › High external static pressure up to 250Pa facilitates using flexible ducts of varying lengths
- › Discretely concealed in the ceiling: only the suction and discharge grilles are visible
- › Up to 26.4kW in heating mode



Indoor unit		FDQ	200B	250B
Casing	Colour		Unpainted	
Dimensions	Unit	HeightxWidthxDepth	450x1,400x900	
Sound power level	Cooling		81	82
Sound pressure level	Cooling	High	45.0	47.0
	Heating	Low	45.0	47.0
Control systems	Wired remote control		BRC1D52 / BRC1E52A/B	



Combination with Super Inverter outdoor units ensure high quality solutions of commercial applications

Efficiency data		FDQ + RZQ	200B + 200C	250B + 250C	
Cooling capacity	Nom.	kW	20.0 (1)	24.1 (1)	
Heating capacity	Nom.	kW	23.0 (2)	26.4 (2)	
Power input	Cooling	Nom.	6.23	8.58	
	Heating	Nom.	6.74	8.22	
Seasonal efficiency (according to EN14825)	Cooling	Energy label	-	-	
		Pdesign	-	-	
		SEER	-	-	
	Heating (Average climate)	Annual energy consumption	kWh	-	-
		Energy label	-	-	
		Pdesign	-	-	
Nominal efficiency (cooling at 35°/27° nominal load, heating at 7°/20° nominal load)	EER		3.21	2.81	
	COP		3.41	3.21	
Annual energy consumption	Annual energy consumption	kWh	3,115	4,290	
	Energy label	Cooling/Heating		-/-	

EER/COP according to Eurovent 2012, for use outside EU only | Nominal efficiency: cooling at 35°/27° nominal load, heating at 7°/20° nominal load


Outdoor unit		RZQ	200C	250C
Dimensions	Unit	HeightxWidthxDepth	1,680x930x765	
Sound power level	Cooling		78	
	Heating		78	
Sound pressure level	Cooling		57	
	Heating		57	
Operation range	Cooling	Ambient	-5.0~46.0	
	Heating	Ambient	-15.0~15.0	
Refrigerant	Type/GWP		R-410A/2,087.5	R-410A/2,087.5
	Charge	kg/TCO _{Eq}	8.3/17.3	9.3/19.4
Power supply	Phase/Frequency/Voltage	Hz/V	3N~/50/380-415	

Power supply to the FDQ indoor unit is separate
Contains fluorinated greenhouse gases

Siesta concealed ceiling unit

Ideal for medium sized shops with false ceilings

- › Ideal solution for shops requiring maximum floor space for furniture, decorations and fittings
- › Discretely concealed in the ceiling: only the suction and discharge grilles are visible
- › fresh air intake integrated in the same system thus reducing installation cost as no additional ventilation is required
- › Easy installation and maintenance
- › Double-protection drainage system: primary and secondary drain pan
- › Exclusively offered for pair applications



Indoor unit		ABQ	71C	100C	125C	140C	
Dimensions	Unit	HeightxWidthxDepth	mm	285x600x1,007	378x541x1,045	378x541x1,299	378x541x1,499
Sound power level	Cooling		dBa	64	60	-	-
	Heating		dBa	64	60	-	-
Sound pressure level	Cooling	High	dBa	-	41	53	55
		Nom.	dBa	-	38	52	53
		Low	dBa	-	36	-	50
	Heating	High	dBa	-	41	53	55
		Nom.	dBa	-	38	52	53
		Low	dBa	-	36	-	50
Control systems	Wired remote control			ARCWB			



Combination with Seasonal Classic ensures good value for money for all types of light commercial applications

Efficiency data		ABQ + AZQS	71C + 71B2V1	100C + 100B8V1	125C + 125B8V1	140C + 140B8V1	100C + 100BY1	125C + 125BY1	140C + 140BY1
Cooling capacity	Nom.	kW	6.8	9.5	12.1	13.0	9.5	12.1	13.0
Heating capacity	Nom.	kW	7.5	10.8	13.5	15.5	10.8	13.5	15.5
Power input	Cooling	Nom.	2.33	3.63	4.31	4.32	3.63	4.31	4.32
	Heating	Nom.	2.13	3.16	3.96	4.55	3.16	3.96	4.55
Seasonal efficiency (according to EN14825)	Cooling	Energy label		B	-	-	B	-	-
		Pdesign	kW	6.80	9.50	-	9.50	-	-
		SEER		4.65	-	-	4.65	-	-
	Heating (Average climate)	Annual energy consumption	kWh	512	716	-	716	-	-
		Energy label		A	-	-	A	-	-
		Pdesign	kW	5.65	6.78	-	6.78	-	-
Nominal efficiency	SCOP		3.80	-	-	3.80	-	-	
	Annual energy consumption	kWh	2,082	2,498	-	2,498	-	-	
	EER		2.91	2.62	2.81	3.01	2.62	2.81	3.01
	COP		3.51	3.42	3.41	3.41	3.42	3.41	3.41
	Annual energy consumption	kWh	1,165	1,813	2,153	2,159	1,813	2,153	2,159
Energy label	Cooling/Heating	C/B	D/B	-/-	-/-	D/B	C/B	-/-	

EER/COP according to Eurovent 2012, for use outside EU only | Nominal efficiency: cooling at 35°/27° nominal load, heating at 7°/20° nominal load

Outdoor unit		AZQS	71B2V1	100B8V1	125B8V1	140B8V1	100BY1	125BY1	140BY1	
Dimensions	Unit	HeightxWidthxDepth	mm	770x900x320	990x940x320	1,430x940x320	990x940x320	1,430x940x320	1,430x940x320	
Sound power level	Cooling		dBa	65	70	71	70	71	70	
	Cooling	Nom.	dBa	48	53	54	53	54	53	
Sound pressure level	Heating	Nom.	dBa	43	-	-	-	-	-	
	Heating	Nom.	dBa	50	57	58	54	57	58	
	Night quiet mode	Level 1	dBa	-	-	49	-	-	49	
Operation range	Cooling	Ambient	Min.-Max.	°CDB				-5~46		
	Heating	Ambient	Min.-Max.	°CWB				-15~15.5		
Refrigerant	Type/GWP			R-410A/2,087.5	R-410A/2,087.5	R-410A/2,087.5	R-410A/2,087.5	R-410A/2,087.5	R-410A/2,087.5	
	Charge	kg/TCO _{Eq}		2.75/5.7	2.9/6.1	4/8.4	2.9/6.1	4/8.4	4/8.4	
Power supply	Phase/Frequency/Voltage	Hz/V		1~/50/220-240				3N~/50/380-415		

Contains fluorinated greenhouse gases



ABQ-C



FXMQ-P7




FBQ-D



FXDQ-P7

Daikin Europe N.V. Naamloze Vennootschap Zandvoordestraat 300 · 8400 Oostende · Belgium · www.daikin.eu · BE 0412 120 336 · RPR Oostende (Responsible Editor)



ECPEN15 - 106 xxx - 02/15



Daikin Europe N.V. participates in the Eurovent Certification programme for Liquid Chilling Packages (LCP), Air handling units (AHU), Fan coil units (FCU) and variable refrigerant flow systems (VRF) Check ongoing validity of certificate online: www.eurovent-certification.com or using: www.certiflash.com



The present publication is drawn up by way of information only and does not constitute an offer binding upon Daikin Europe N.V. Daikin Europe N.V. has compiled the content of this publication to the best of its knowledge. No express or implied warranty is given for the completeness, accuracy, reliability or fitness for particular purpose of its content and the products and services presented therein. Specifications are subject to change without prior notice. Daikin Europe N.V. explicitly rejects any liability for any direct or indirect damage, in the broadest sense, arising from or related to the use and/or interpretation of this publication. All content is copyrighted by Daikin Europe N.V.

Printed on non-chlorinated paper.