



Joan Kirner Women's and Children's

Continuity of Care Experience Guidelines and Information



The Joan Kirner Women’s and Children’s (JKWC) is a wing of the Sunshine Hospital that is dedicated to the provision of services for women and children.

Maternity services at Joan Kirner Women’s and Children’s wing deliver the third largest number of births of any hospital in the state. The birth rate is forecast to increase from around 5,500 births per annum to over 7,200 births per annum by 2026. This increase in demand, coupled with the large proportion of children in our catchment, means there will be a continuing and increased need for appropriate Women’s and Children’s health services.

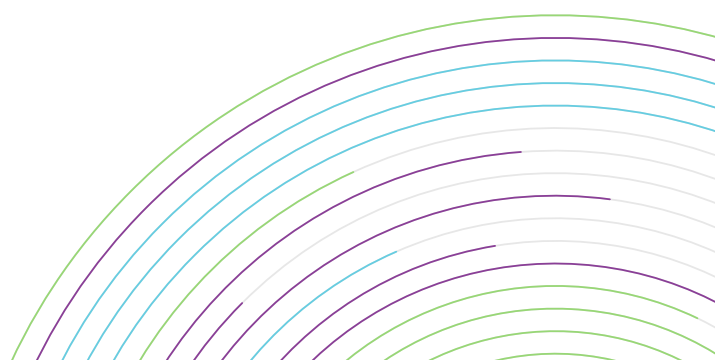
We are delighted that you have recruited a CoCe woman who plans to birth at JKWCH. We have a few requirements for you to complete prior to attending their birth;

- Online Orientation via Welearn
- Hand Hygiene Module
- Up to date clinical placement requirements; i.e. immunization status
- Face to Face Orientation via zoom (booking via welearn)



JKWC Ward Locations

Level	
Ground Floor	Out patients Clinic - pediatrics
One	Outpatients Clinic; Antenatal, Gynaecology, Maternal Fetal Medicine and Early Pregnancy and Assessment
Two	Theatre and Day Procedure Unit
Three	Birthing and Maternity Assessment Centre
Four	Office and Hot desks
Five	Paediatric Ward
Six	Newborn Services; SCN & NICU
Seven	Women’s Ward Seven; Antenatal, Postnatal & Gynaecology
Eight	Women’s Ward Eight; Antenatal and Postnatal



JKWCH CONTINUITY OF CARE GUIDELINES FOR ALL STUDENTS

In order to recruit Women into a Continuity of Care experience model at Joan Kirner, all students must prepare and abide by the requirements as set below:

Online and Face to Face Orientation

The university is required to pass on the Continuity of Care experience guide and information booklet to midwifery students wanting to accompany and support women at Joan Kirner. This booklet will guide the midwifery student to complete the following:

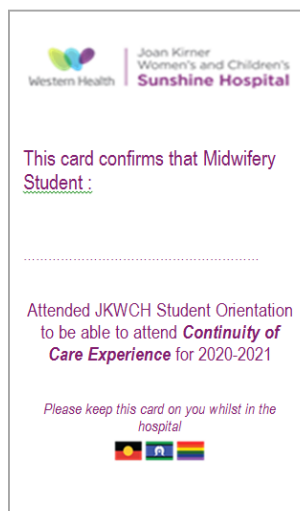
- Online Orientation and mandatory competencies via Welearn Hand (***all modules must be completed prior to booking into a F2F zoom orientation***)
 - Zoom Face to face (F2F) hospital Orientation
- *Please book into a face to face orientation on Welearn under Continuity of Care orientation bookings**

It is the responsibility of the student midwife to complete their mandatory competencies on welearn and attend a F2F orientation in order for them to participate in the birthing experience. F2F orientation will be via zoom- and available once a month.

JKWCH Student Orientation Card:

After the Student Midwife has attended **F2F orientation** they will receive a laminated student card (see below) this confirms they have attended orientation- this card must be kept on the student at all times whilst in Hospital. This will be sent to your university to be collected. **Midwifery Students will not be able to participate in birthing experience if orientation has not been completed. This orientation care is valid for 2 years**

During Covid-19 you will be required to book an orientation Zoom once you have completed the WELEARN orientation package. All bookings are via WELEARN if you are having issues email midwiferystudent@wh.org.au



Antenatal Clinic appointments

- **Students are not permitted to attend ANC with their CoCe at this stage. Students are encouraged to phone into the ANC appointment until further notice. This needs to be discussed and organized with your CoCe woman**

NB: These rules are subject to change depending on future DHHS recommendations

Once restrictions are eased:

- When students present with their COCe women to their appointments, they are to communicate and discuss their year level and goals with the midwife/doctor at the start of the appointment so they can provide appropriate guidance.
- Students are encouraged to participate and be hands on during the appointment under the guidance and supervision of the registered practitioner. This includes attending to abdominal palps and assessing the FHR. This is at the discretion of the registered care practitioner.


Inpatient Admissions

MAC (Maternity Assessment Centre)/ Birthing – Level 3

- **During COVID students are not able to attend MAC or MAC2 for routine assessments such as postdates CTG, AFI/Dopplers, and Decreased FMF.**
- Students are able to attend MAC for labour assessments or IOL.
- Students must ask the woman or her support person to contact them when they are planning to come into the hospital for an admission/in labour and the woman/support to let the midwife know that they have a COCe student.
- On arrival, students are required to present to MAC main reception and introduce themselves to the administration staff. They must identify themselves as a student midwife who is attending for CoCe placement and **Sign into** the Student COCe folder located at MAC main reception.
- Once the student has signed into the CoCe folder they are required to;
 - Introduce themselves to Midwife in-charge

- Introduce themselves to their Preceptor Midwife caring for CoCe (give details of level of clinical experience, and if appropriate be involved in hands on clinical care under preceptorship model)
- Ensure preceptor signs attendance
- Photocopy attendance and leave copy in “student feedback box” in birthing
- Sign out of the student folder in (see below)

Sign in Midwifery Student Folder (located at MAC main reception) as appears below:



Details to be completed when you attend birthing suite;

Date	Time In	Name	Education Provider	Year Level	Student Number	Do you have your Midwife Student Card	Time Out

- Students are required to attend the hospital within a reasonable timeframe so they are able to participate in the care of the woman. If another student on placement has spent a considerable amount of time with a woman and her family during labour and the COCE student only attends for the birth, it is up to the discretion of the in charge midwife who is to stay as the accoucher.
- Students must communicate and inform the lead care provider of their level of skill and knowledge prior to participating in clinical care, and only undertake care for which they have been prepared for in their studies. This will allow the midwives to provide appropriate guidance and support to the students.



General

- Midwifery students are subject to the practice requirements of the Nursing and Midwifery Board of Australia (NMBA), including ethical standards relating to conduct and behavior. This includes but not limited to the following points:
 - Students must maintain confidentiality at all times, this includes not posting placement, cases or patient details on social media.
 - Students must maintain professional boundaries and comply with Principle 4.1-C, of Code of Conduct for Midwives, students are not to actively participate in the care of a woman in which he/she has a personal/intimate relationship.
 - Students must abide by Western Health's Policy, Procedures and Guidelines at all times
 - Student must wear uniform and carry student ID at all times
 - Students must carry Student Orientation Card

COVID Daily Self- Assessment Survey

- Every time you attend the hospital with your CoCe you must complete the daily self-assessment survey for COVID
- Please find the QR code below. This code is also accessible in each ward throughout Joan Kirner

DAILY SELF-ASSESSMENT COVID-19 SURVEY



In Summary: The following must to be complete when attending CoCe's birth at JKWCH

➤ Complete online orientation on We-learn	
➤ Complete Hand Hygiene Module	
➤ Book in and attend Face to Face orientation (via zoom)	
➤ When attending your CoCe birth, you must wear your student uniform, have your orientation card, student badge and Working with children card	
➤ Sign into Student CoCe folder at MAC main reception when attending MAC or birthing	
➤ Notify the <i>In-charge of Birthing</i> of your attendance	
➤ Accompany and Support woman and her partner during the Birth, if appropriate be involved in hands on clinical care under a preceptorship model	
➤ Communicate with preceptor Midwife of your clinical experience	
➤ Ensure attendance signed by preceptor midwife	
➤ Photocopy hours of attendance and leave copy in "student feedback box" in birthing handover room	
➤ Sign out of student folder in birthing	

If you have any question please do not hesitate to contact the midwifery educators on midwiferystudent@wh.org.au

Thankyou

JKWCH CoCe Midwifery Student Orientation Guide to WeLearn

Western Health uses a system called 'Welearn' to deliver online education and training for all staff. As a student on clinical placement at Western Health, you can create a temporary Welearn account to access courses and complete the required mandatory training ready for your placement.

1. Please click on the link to access the Welearn home page <https://welearn.wh.org.au/login/start.php>
2. Click the Non-Employees button on the home page
3. Click the Create new account button and fill out the new account form
4. Please ensure you enter all required fields
5. Under User Type, select Student
6. Select your discipline from the drop down list to gain access to the relevant courses
7. Under Registration Key, enter Student
8. You will receive a confirmation email to activate your account.

To find your mandatory courses once you are logged in:

1. Open the My Learning tab from the top navigation bar
2. Click on the course name under Mandatory Training
3. Complete the course requirements

We would recommend that you keep your certificate of completion for your own records.

For Welearn support, please contact welearn@wh.org.au

Midwifery students could you please complete the below mandatory training and attend a zoom orientation prior to attending the hospital with your CoC's, it is valid for a year.

Mandatory learning					
Course	Status	Activities	Enrolled	Commenced	Completed
Aseptic Non Touch Technique (ANTT)	Not yet started	0/2	1/10/2020	—	—
EMR for Midwives	Not yet started	0/45	1/10/2020	—	—
Fire and Emergency Procedures	Not yet started	0/2	1/10/2020	—	—
Hand Hygiene	Not yet started	0/2	1/10/2020	—	—
> JKWC Orientation	Complete	1/1	1/10/2020	1/10/2020	1/10/2020
Manual Handling	Not yet started	0/2	1/10/2020	—	—
Midwifery Students Face to Face Training	Not yet started	0/1	1/10/2020	—	—
Standard and Transmission Based Precautions - COVID-19	Not yet started	0/1	1/10/2020	—	—
Student Introduction/Orientation to Western Health	Not yet started	0/1	1/10/2020	—	—

