



THE FOREX TRADING GUIDE

TECHNICAL ANALYSIS SERIES

FOREX
CHART PATTERNS
MEASUREMENTS

20 ILLUSTRATIONS - 20 REAL TRADING SETUPS

Copyright © 2016 TradingSpine

All rights reserved by TradingSpine. No parts of this work may be reproduced in any form or by any means - graphic, electronic, or mechanical, including photocopying, recording, taping, or information storage and retrieval systems - without the written permission of the author.

The information provided within this eBook is for general informational purposes only. While we try to keep the information up-to-date and correct, there are no representations or warranties, express or implied, about the completeness, accuracy, reliability, suitability or availability with respect to the information, products, services, or related graphics contained in this eBook for any purpose. Any use of this information is at your own risk.

BULLISH SYMMETRICAL TRIANGLE
HEAD AND SHOULDERS
FALLING WEDGE
BULLISH FLAG
DOUBLE TOP
HOW TO DIFFERENTIATE PATTERNS


BEARISH SYMMETRICAL TRIANGLE
INVERSE HEAD AND SHOULDERS
RISING WEDGE
BEARISH FLAG
DOUBLE BOTTOM
USEFUL LINKS

ASCENDING TRIANGLE
CUP AND HANDLE
BULLISH RECTANGLE
BULLISH PENNANT
TRIPLE TOP

DESCENDING TRIANGLE
INVERSE CUP AND HANDLE
BEARISH RECTANGLE
BEARISH PENNANT
TRIPLE BOTTOM

[CHECK OUR FOREX TRADING TOOLKIT \(25 TOOLS\)](#)

[SEE REAL EXAMPLE](#)



[VISIT THIS PATTERN'S PAGE ON OUR WEBSITE FOR MORE DETAILED INFORMATION](#)

- navigate inside the eBook
- switch between illustration and real example for selected pattern
- go to selected pattern's page on our website

linked buttons don't work on most mobile devices, we are sorry about that!



BULLISH SYMMETRICAL TRIANGLE

HEAD AND SHOULDERS

FALLING WEDGE

BULLISH FLAG

DOUBLE TOP

HOW TO DIFFERENTIATE PATTERNS

BEARISH SYMMETRICAL TRIANGLE

INVERSE HEAD AND SHOULDERS

RISING WEDGE

BEARISH FLAG

DOUBLE BOTTOM

USEFUL LINKS

ASCENDING TRIANGLE

CUP AND HANDLE

BULLISH RECTANGLE

BULLISH PENNANT

TRIPLE TOP

CHECK OUR FOREX TRADING TOOLKIT (25 TOOLS)

DESCENDING TRIANGLE

INVERSE CUP AND HANDLE

BEARISH RECTANGLE

BEARISH PENNANT

TRIPLE BOTTOM

SEE REAL EXAMPLE

DIRECTION

Continuation

TYPE

Bullish

OCCURRENCE

High

COMMON TERM

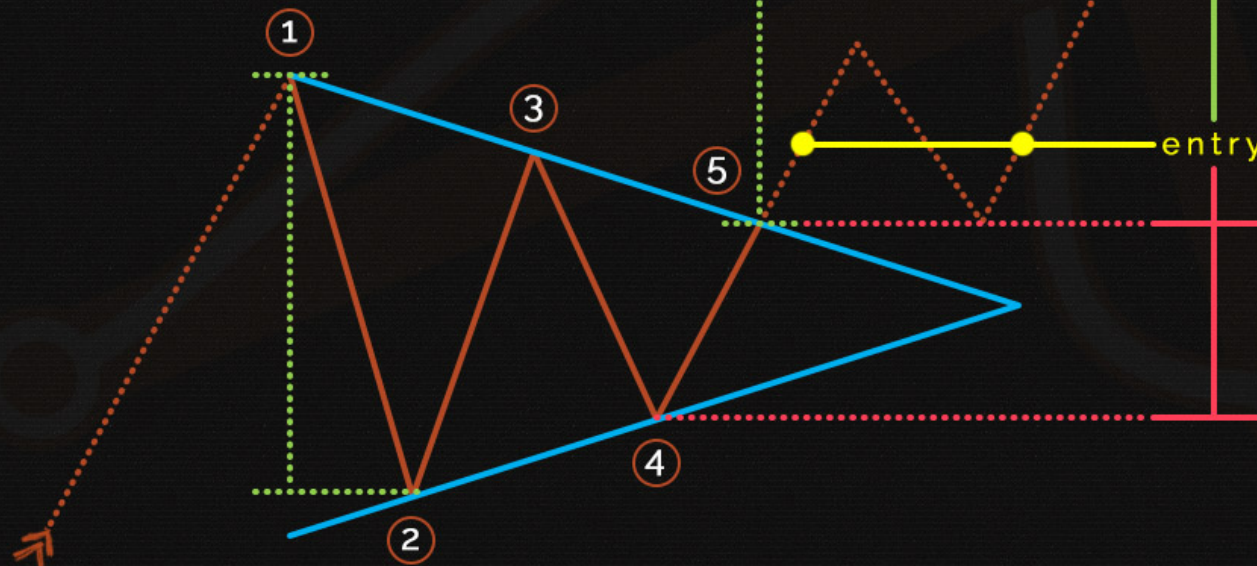
Medium - Long

VISIT THIS PATTERN'S PAGE
ON OUR WEBSITE FOR MORE
DETAILED INFORMATION

BULLISH SYMMETRICAL TRIANGLE

ILLUSTRATION

- price action
- triangle border
- trade entry
- target measurement
- take profit
- failure measurement
- stop loss



www.tradingspine.com

BULLISH SYMMETRICAL TRIANGLE

- HEAD AND SHOULDERS
- FALLING WEDGE
- BULLISH FLAG
- DOUBLE TOP
- HOW TO DIFFERENTIATE PATTERNS

BEARISH SYMMETRICAL TRIANGLE

- INVERSE HEAD AND SHOULDERS
- RISING WEDGE
- BEARISH FLAG
- DOUBLE BOTTOM
- USEFUL LINKS

ASCENDING TRIANGLE

- CUP AND HANDLE
- BULLISH RECTANGLE
- BULLISH PENNANT
- TRIPLE TOP
- CHECK OUR FOREX TRADING TOOLKIT (25 TOOLS)

DESCENDING TRIANGLE

- INVERSE CUP AND HANDLE
- BEARISH RECTANGLE
- BEARISH PENNANT
- TRIPLE BOTTOM

BULLISH SYMMETRICAL TRIANGLE

REAL EXAMPLE

SEE ILLUSTRATION

CURRENCY

EUR/CAD

TIME FRAME

D1

BREAKOUT

30-May-2013

BROKER / PLATFORM

XM / MT4

VISIT THIS PATTERN'S PAGE ON OUR WEBSITE FOR MORE DETAILED INFORMATION



BULLISH SYMMETRICAL TRIANGLE

HEAD AND SHOULDERS

FALLING WEDGE

BULLISH FLAG

DOUBLE TOP

HOW TO DIFFERENTIATE PATTERNS

BEARISH SYMMETRICAL TRIANGLE

INVERSE HEAD AND SHOULDERS

RISING WEDGE

BEARISH FLAG

DOUBLE BOTTOM

USEFUL LINKS

ASCENDING TRIANGLE

CUP AND HANDLE

BULLISH RECTANGLE

BULLISH PENNANT

TRIPLE TOP

CHECK OUR FOREX TRADING TOOLKIT (25 TOOLS)

DESCENDING TRIANGLE

INVERSE CUP AND HANDLE

BEARISH RECTANGLE

BEARISH PENNANT

TRIPLE BOTTOM

BEARISH SYMMETRICAL TRIANGLE

ILLUSTRATION

SEE REAL EXAMPLE

DIRECTION

Continuation

TYPE

Bearish

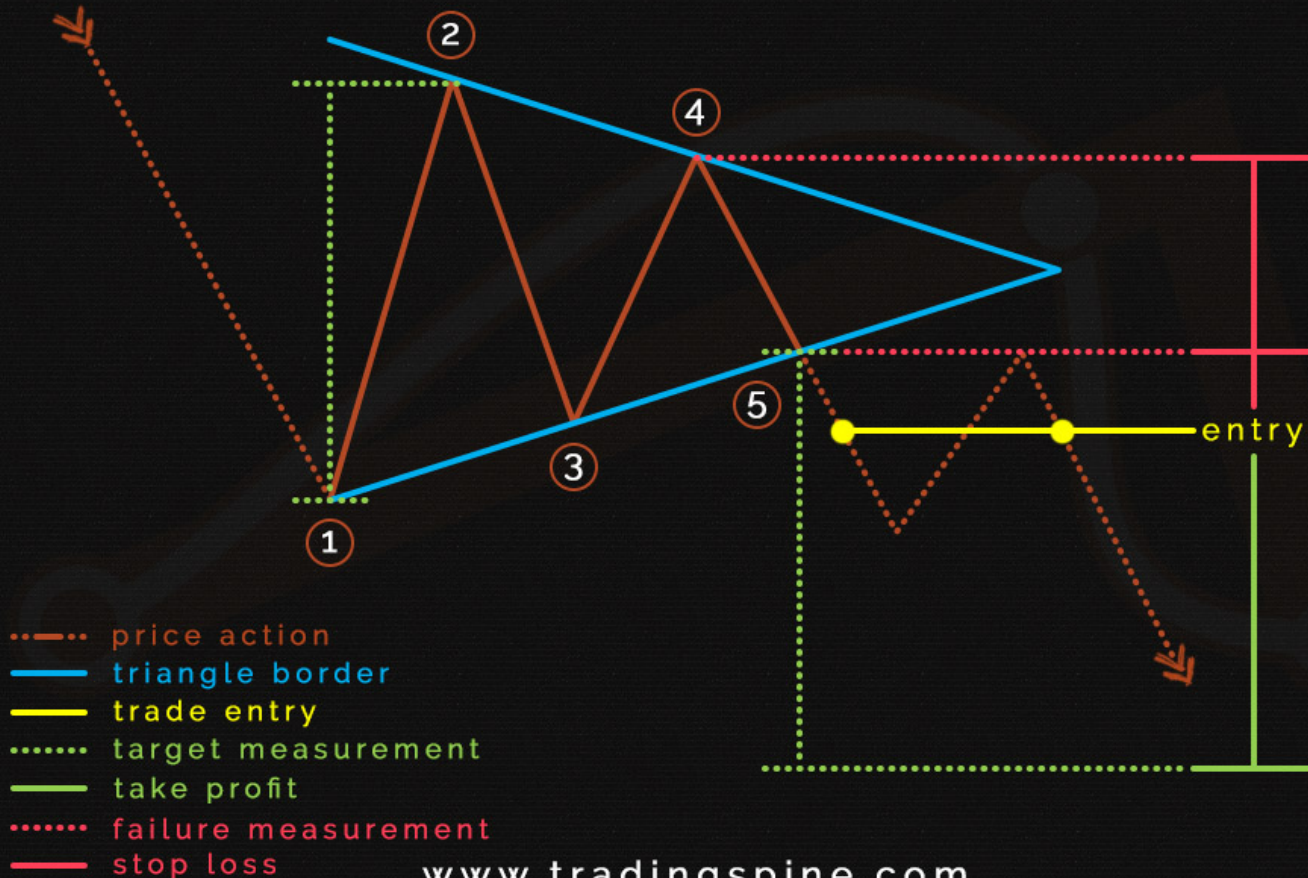
OCCURRENCE

High

COMMON TERM

Medium - Long

VISIT THIS PATTERN'S PAGE ON OUR WEBSITE FOR MORE DETAILED INFORMATION



www.tradingspine.com

BULLISH SYMMETRICAL TRIANGLE

HEAD AND SHOULDERS

FALLING WEDGE

BULLISH FLAG

DOUBLE TOP

HOW TO DIFFERENTIATE PATTERNS

BEARISH SYMMETRICAL TRIANGLE

INVERSE HEAD AND SHOULDERS

RISING WEDGE

BEARISH FLAG

DOUBLE BOTTOM

USEFUL LINKS

ASCENDING TRIANGLE

CUP AND HANDLE

BULLISH RECTANGLE

BULLISH PENNANT

TRIPLE TOP

CHECK OUR FOREX TRADING TOOLKIT (25 TOOLS)

DESCENDING TRIANGLE

INVERSE CUP AND HANDLE

BEARISH RECTANGLE

BEARISH PENNANT

TRIPLE BOTTOM

SEE ILLUSTRATION

CURRENCY

XAU/USD (GOLD)

TIME FRAME

H4

BREAKOUT

03-Oct-2016

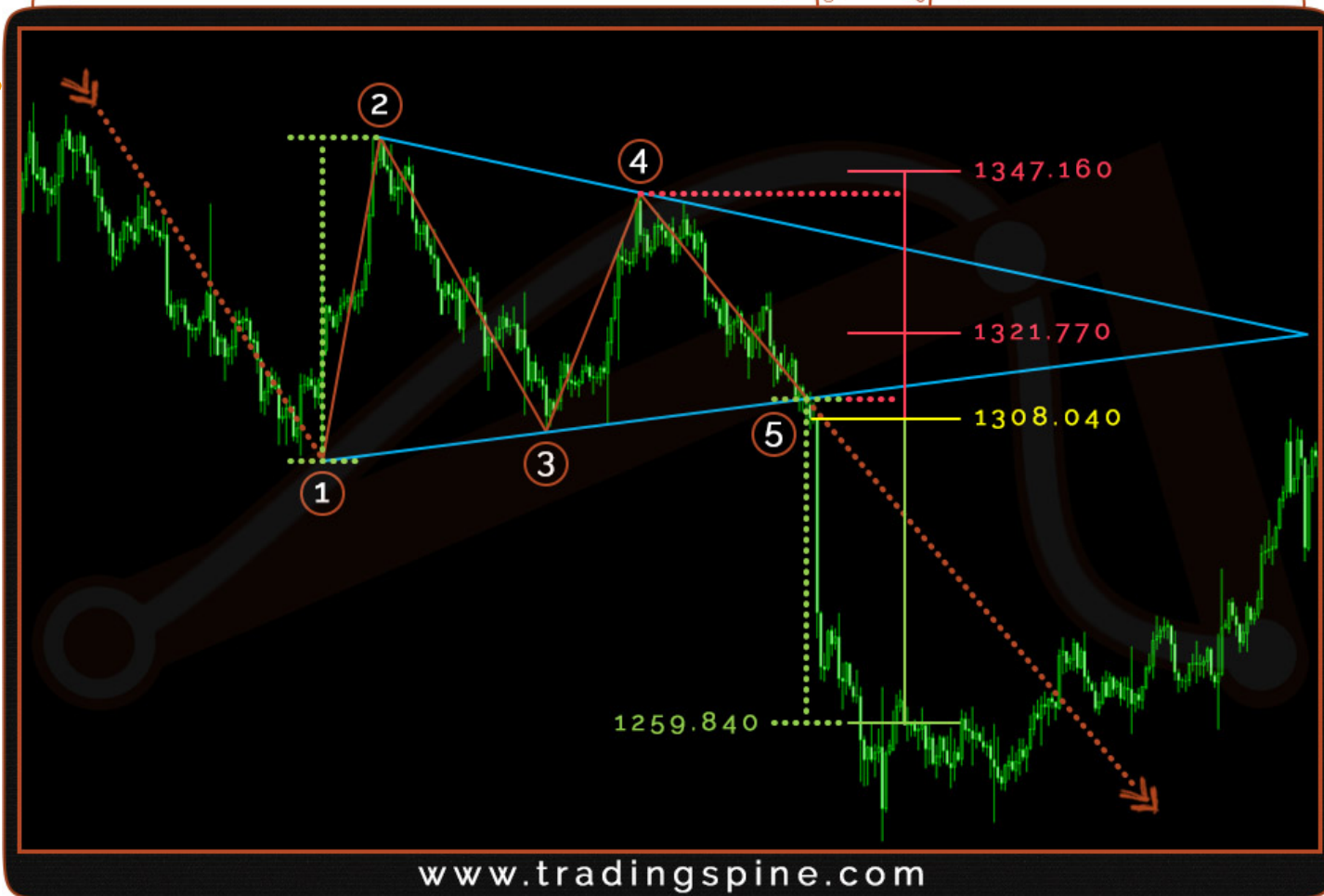
BROKER / PLATFORM

Oanda / MT4

VISIT THIS PATTERN'S PAGE ON OUR WEBSITE FOR MORE DETAILED INFORMATION

BEARISH SYMMETRICAL TRIANGLE

REAL EXAMPLE



BULLISH SYMMETRICAL TRIANGLE

HEAD AND SHOULDERS

FALLING WEDGE

BULLISH FLAG

DOUBLE TOP

HOW TO DIFFERENTIATE PATTERNS

BEARISH SYMMETRICAL TRIANGLE

INVERSE HEAD AND SHOULDERS

RISING WEDGE

BEARISH FLAG

DOUBLE BOTTOM

USEFUL LINKS

ASCENDING TRIANGLE

CUP AND HANDLE

BULLISH RECTANGLE

BULLISH PENNANT

TRIPLE TOP

CHECK OUR FOREX TRADING TOOLKIT (25 TOOLS)

DESCENDING TRIANGLE

INVERSE CUP AND HANDLE

BEARISH RECTANGLE

BEARISH PENNANT

TRIPLE BOTTOM

SEE REAL EXAMPLE

DIRECTION

Continuation

TYPE

Bullish

OCCURRENCE

Medium

COMMON TERM

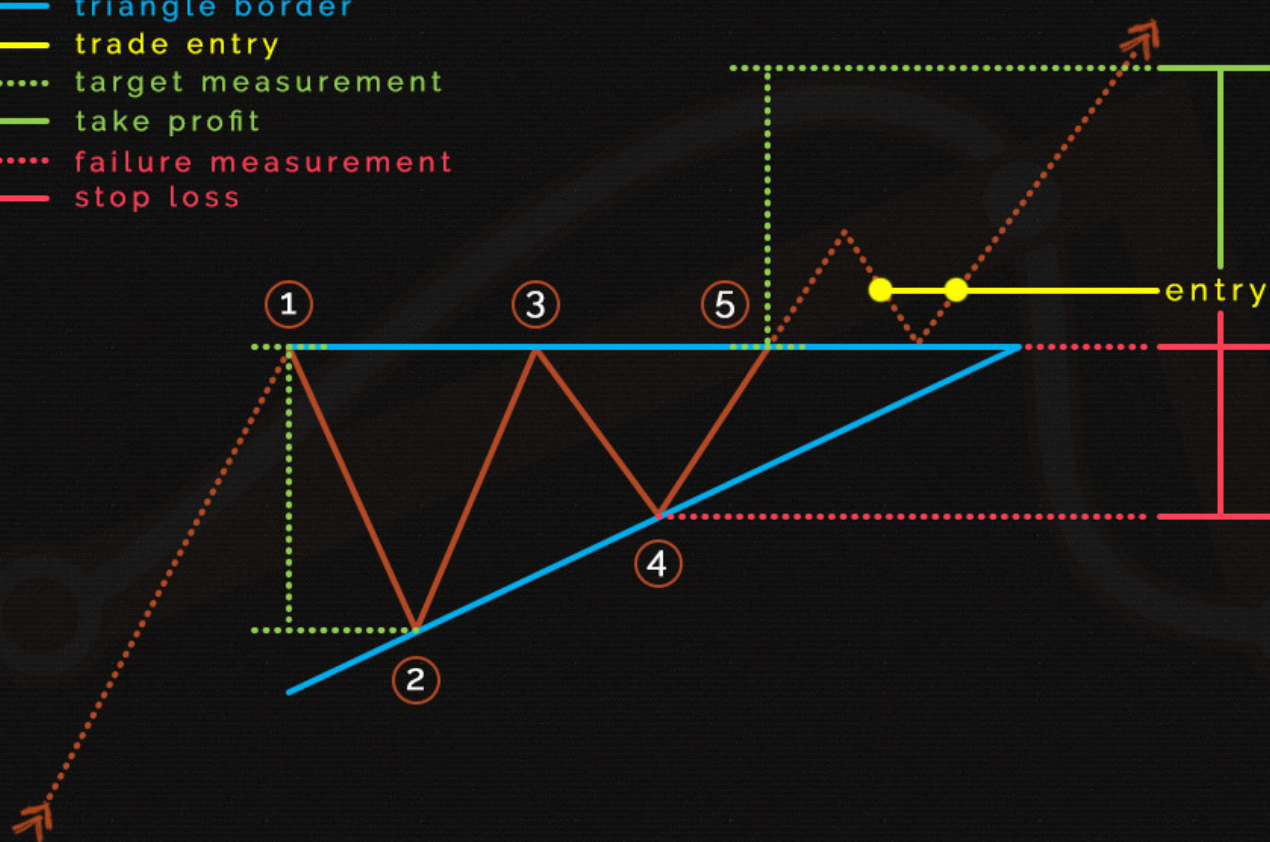
Medium - Long

VISIT THIS PATTERN'S PAGE ON OUR WEBSITE FOR MORE DETAILED INFORMATION

ASCENDING TRIANGLE

ILLUSTRATION

- price action
- triangle border
- trade entry
- target measurement
- take profit
- failure measurement
- stop loss



www.tradingspine.com

BULLISH SYMMETRICAL TRIANGLE

HEAD AND SHOULDERS

FALLING WEDGE

BULLISH FLAG

DOUBLE TOP

HOW TO DIFFERENTIATE PATTERNS

BEARISH SYMMETRICAL TRIANGLE

INVERSE HEAD AND SHOULDERS

RISING WEDGE

BEARISH FLAG

DOUBLE BOTTOM

USEFUL LINKS

ASCENDING TRIANGLE

CUP AND HANDLE

BULLISH RECTANGLE

BULLISH PENNANT

TRIPLE TOP

CHECK OUR FOREX TRADING TOOLKIT (25 TOOLS)

DESCENDING TRIANGLE

INVERSE CUP AND HANDLE

BEARISH RECTANGLE

BEARISH PENNANT

TRIPLE BOTTOM

SEE ILLUSTRATION

CURRENCY

AUD/USD

TIME FRAME

H4

BREAKOUT

02-Mar-2016

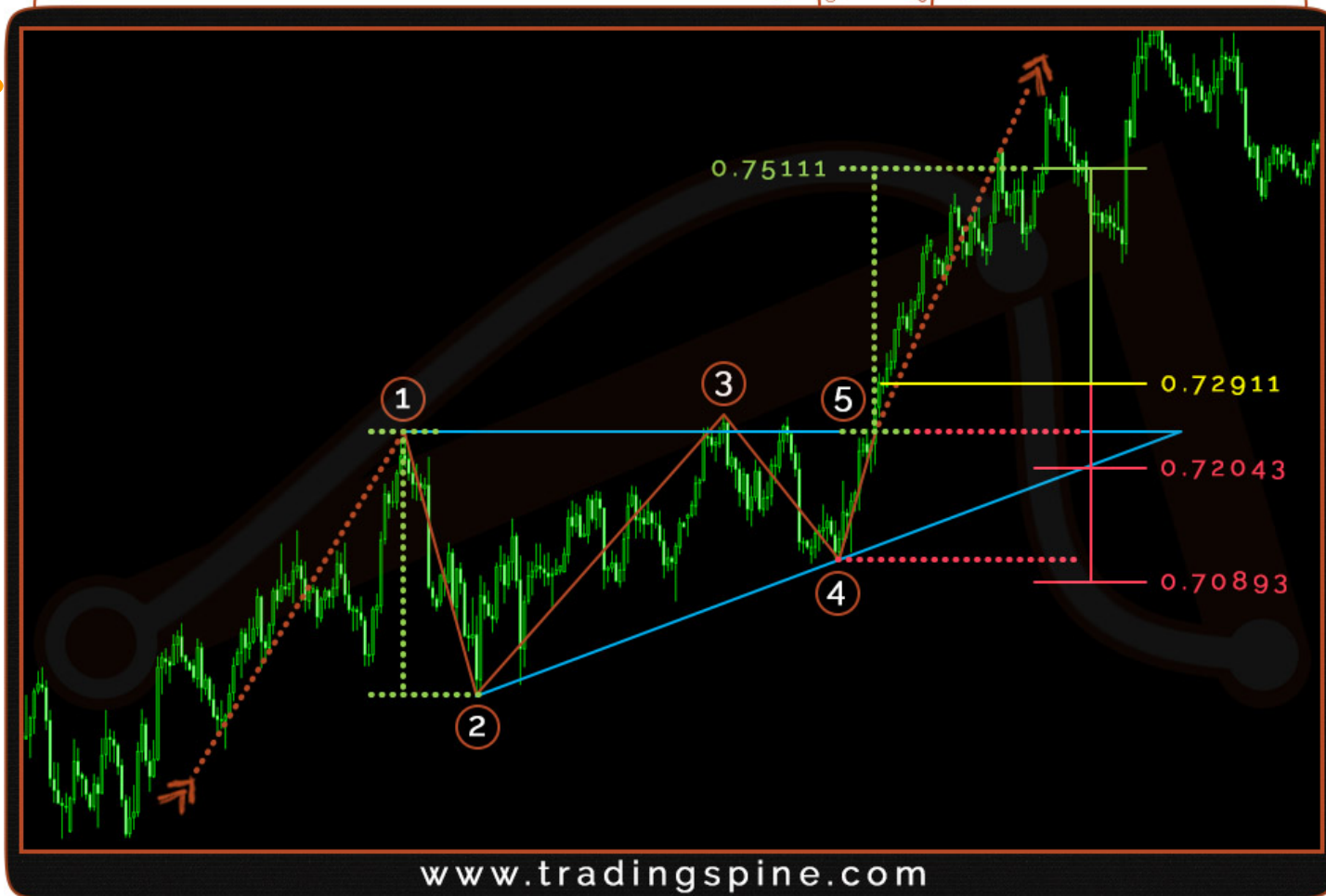
BROKER / PLATFORM

Oanda / MT4

VISIT THIS PATTERN'S PAGE
ON OUR WEBSITE FOR MORE
DETAILED INFORMATION

ASCENDING TRIANGLE

REAL EXAMPLE



BULLISH SYMMETRICAL TRIANGLE

HEAD AND SHOULDERS

FALLING WEDGE

BULLISH FLAG

DOUBLE TOP

HOW TO DIFFERENTIATE PATTERNS

BEARISH SYMMETRICAL TRIANGLE

INVERSE HEAD AND SHOULDERS

RISING WEDGE

BEARISH FLAG

DOUBLE BOTTOM

USEFUL LINKS

ASCENDING TRIANGLE

CUP AND HANDLE

BULLISH RECTANGLE

BULLISH PENNANT

TRIPLE TOP

CHECK OUR FOREX TRADING TOOLKIT (25 TOOLS)

DESCENDING TRIANGLE

INVERSE CUP AND HANDLE

BEARISH RECTANGLE

BEARISH PENNANT

TRIPLE BOTTOM

SEE REAL EXAMPLE

DIRECTION

Continuation

TYPE

Bearish

OCCURRENCE

Medium

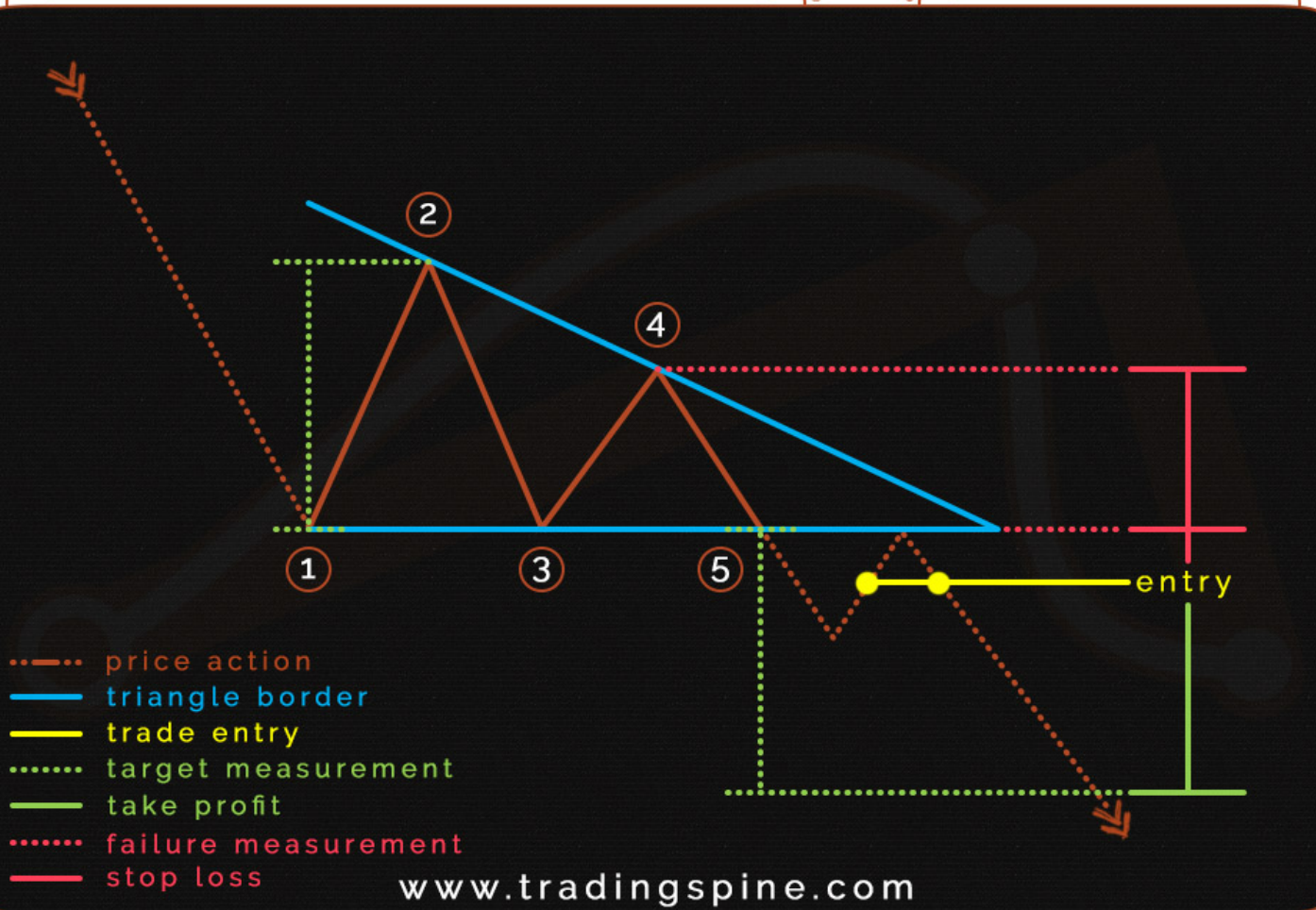
COMMON TERM

Medium - Long

VISIT THIS PATTERN'S PAGE ON OUR WEBSITE FOR MORE DETAILED INFORMATION

DESCENDING TRIANGLE

ILLUSTRATION



BULLISH SYMMETRICAL TRIANGLE

HEAD AND SHOULDERS

FALLING WEDGE

BULLISH FLAG

DOUBLE TOP

HOW TO DIFFERENTIATE PATTERNS

BEARISH SYMMETRICAL TRIANGLE

INVERSE HEAD AND SHOULDERS

RISING WEDGE

BEARISH FLAG

DOUBLE BOTTOM

USEFUL LINKS

ASCENDING TRIANGLE

CUP AND HANDLE

BULLISH RECTANGLE

BULLISH PENNANT

TRIPLE TOP

CHECK OUR FOREX TRADING TOOLKIT (25 TOOLS)

DESCENDING TRIANGLE

INVERSE CUP AND HANDLE

BEARISH RECTANGLE

BEARISH PENNANT

TRIPLE BOTTOM

SEE ILLUSTRATION

CURRENCY

USD/CAD

TIME FRAME

H4

BREAKOUT

25-Feb-2016

BROKER / PLATFORM

Oanda / MT4

VISIT THIS PATTERN'S PAGE
ON OUR WEBSITE FOR MORE
DETAILED INFORMATION

DESCENDING TRIANGLE

REAL EXAMPLE



BULLISH SYMMETRICAL TRIANGLE

HEAD AND SHOULDERS

FALLING WEDGE

BULLISH FLAG

DOUBLE TOP

HOW TO DIFFERENTIATE PATTERNS

BEARISH SYMMETRICAL TRIANGLE

INVERSE HEAD AND SHOULDERS

RISING WEDGE

BEARISH FLAG

DOUBLE BOTTOM

USEFUL LINKS

ASCENDING TRIANGLE

CUP AND HANDLE

BULLISH RECTANGLE

BULLISH PENNANT

TRIPLE TOP

CHECK OUR FOREX TRADING TOOLKIT (25 TOOLS)

DESCENDING TRIANGLE

INVERSE CUP AND HANDLE

BEARISH RECTANGLE

BEARISH PENNANT

TRIPLE BOTTOM

SEE REAL EXAMPLE

DIRECTION

Reversal

TYPE

Bearish

OCCURRENCE

Low

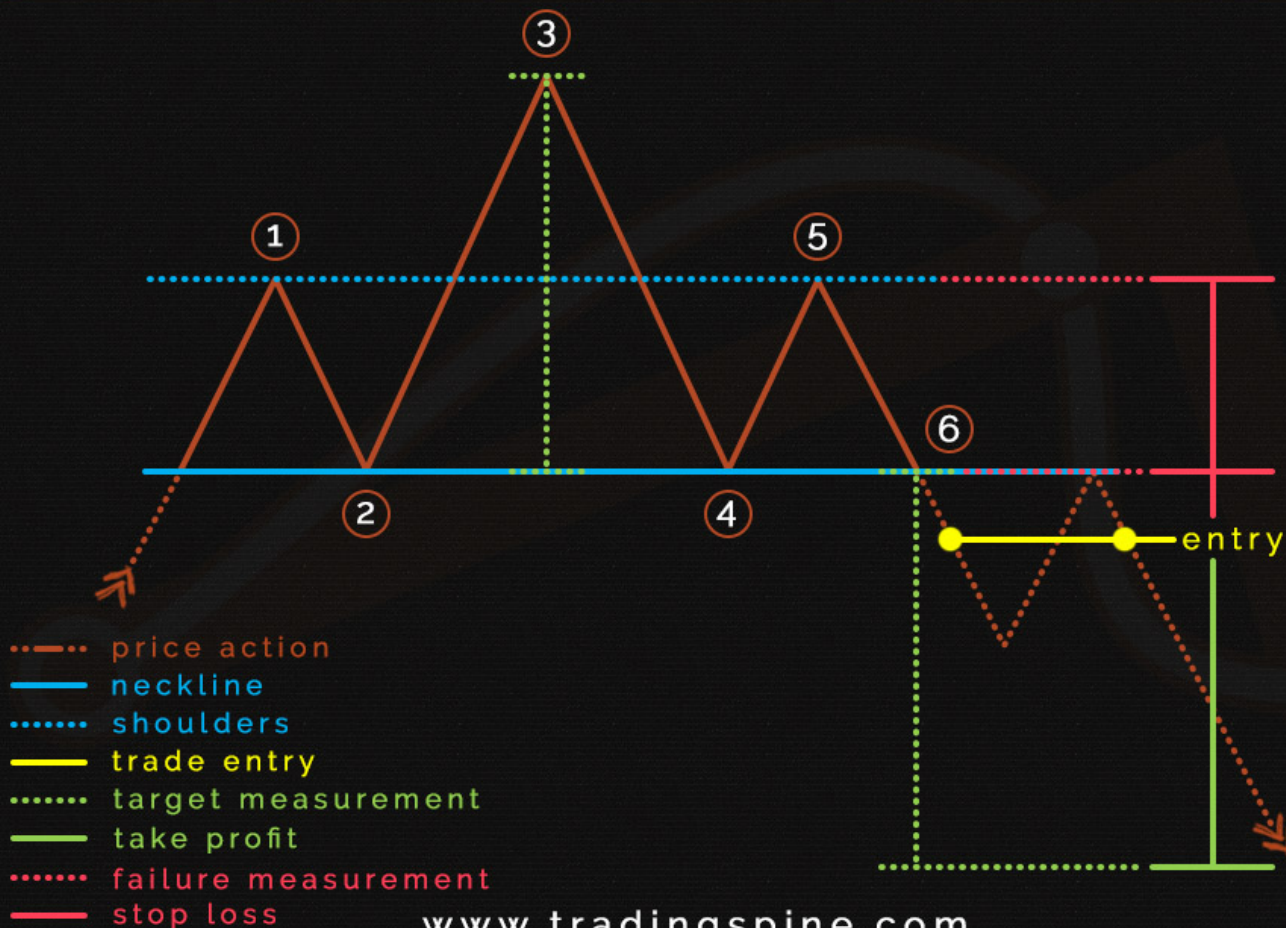
COMMON TERM

Medium - Long

VISIT THIS PATTERN'S PAGE
ON OUR WEBSITE FOR MORE
DETAILED INFORMATION

HEAD AND SHOULDERS

ILLUSTRATION



www.tradingspine.com

BULLISH SYMMETRICAL TRIANGLE

HEAD AND SHOULDERS

FALLING WEDGE

BULLISH FLAG

DOUBLE TOP

HOW TO DIFFERENTIATE PATTERNS

BEARISH SYMMETRICAL TRIANGLE

INVERSE HEAD AND SHOULDERS

RISING WEDGE

BEARISH FLAG

DOUBLE BOTTOM

USEFUL LINKS

ASCENDING TRIANGLE

CUP AND HANDLE

BULLISH RECTANGLE

BULLISH PENNANT

TRIPLE TOP

CHECK OUR FOREX TRADING TOOLKIT (25 TOOLS)

DESCENDING TRIANGLE

INVERSE CUP AND HANDLE

BEARISH RECTANGLE

BEARISH PENNANT

TRIPLE BOTTOM

SEE ILLUSTRATION

CURRENCY

AUD/USD

TIME FRAME

D1

BREAKOUT

21-Nov-2013

BROKER / PLATFORM

Oanda / MT4

VISIT THIS PATTERN'S PAGE
ON OUR WEBSITE FOR MORE
DETAILED INFORMATION

HEAD AND SHOULDERS

REAL EXAMPLE



BULLISH SYMMETRICAL TRIANGLE

HEAD AND SHOULDERS

FALLING WEDGE

BULLISH FLAG

DOUBLE TOP

HOW TO DIFFERENTIATE PATTERNS

BEARISH SYMMETRICAL TRIANGLE

INVERSE HEAD AND SHOULDERS

RISING WEDGE

BEARISH FLAG

DOUBLE BOTTOM

USEFUL LINKS

ASCENDING TRIANGLE

CUP AND HANDLE

BULLISH RECTANGLE

BULLISH PENNANT

TRIPLE TOP

CHECK OUR FOREX TRADING TOOLKIT (25 TOOLS)

DESCENDING TRIANGLE

INVERSE CUP AND HANDLE

BEARISH RECTANGLE

BEARISH PENNANT

TRIPLE BOTTOM

SEE REAL EXAMPLE

DIRECTION

Reversal

TYPE

Bullish

OCCURRENCE

Low

COMMON TERM

Medium - Long

VISIT THIS PATTERN'S PAGE ON OUR WEBSITE FOR MORE DETAILED INFORMATION

INVERSE HEAD AND SHOULDERS

ILLUSTRATION

--- price action

— neckline

..... shoulders

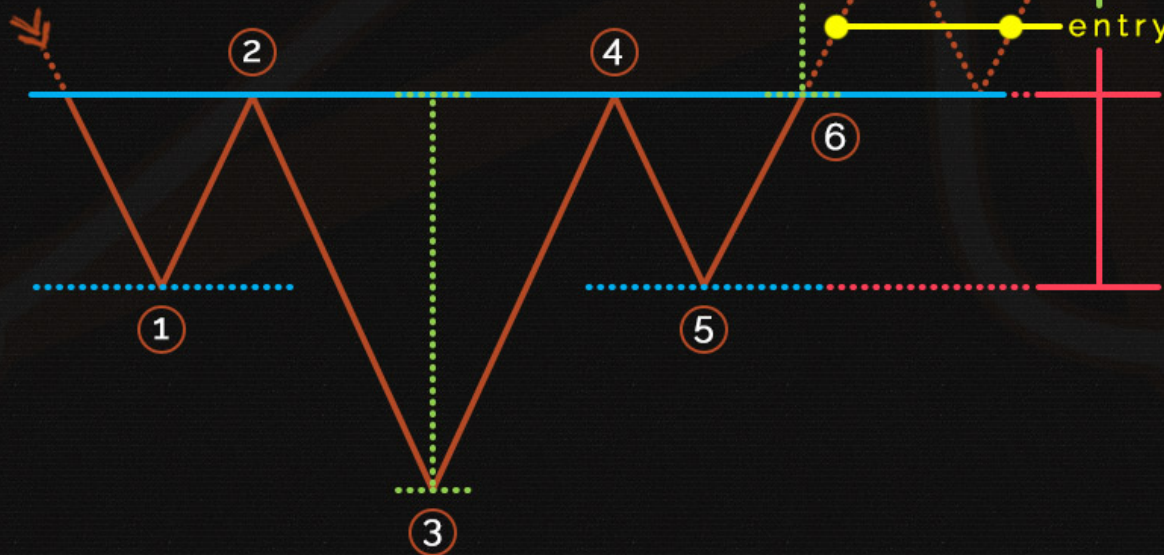
— trade entry

..... target measurement

— take profit

..... failure measurement

— stop loss



www.tradingspine.com

BULLISH SYMMETRICAL TRIANGLE

HEAD AND SHOULDERS

FALLING WEDGE

BULLISH FLAG

DOUBLE TOP

HOW TO DIFFERENTIATE PATTERNS

BEARISH SYMMETRICAL TRIANGLE

INVERSE HEAD AND SHOULDERS

RISING WEDGE

BEARISH FLAG

DOUBLE BOTTOM

USEFUL LINKS

ASCENDING TRIANGLE

CUP AND HANDLE

BULLISH RECTANGLE

BULLISH PENNANT

TRIPLE TOP

CHECK OUR FOREX TRADING TOOLKIT (25 TOOLS)

DESCENDING TRIANGLE

INVERSE CUP AND HANDLE

BEARISH RECTANGLE

BEARISH PENNANT

TRIPLE BOTTOM

SEE ILLUSTRATION

CURRENCY

USD/CHF

TIME FRAME

H4

BREAKOUT

24-Aug-2016

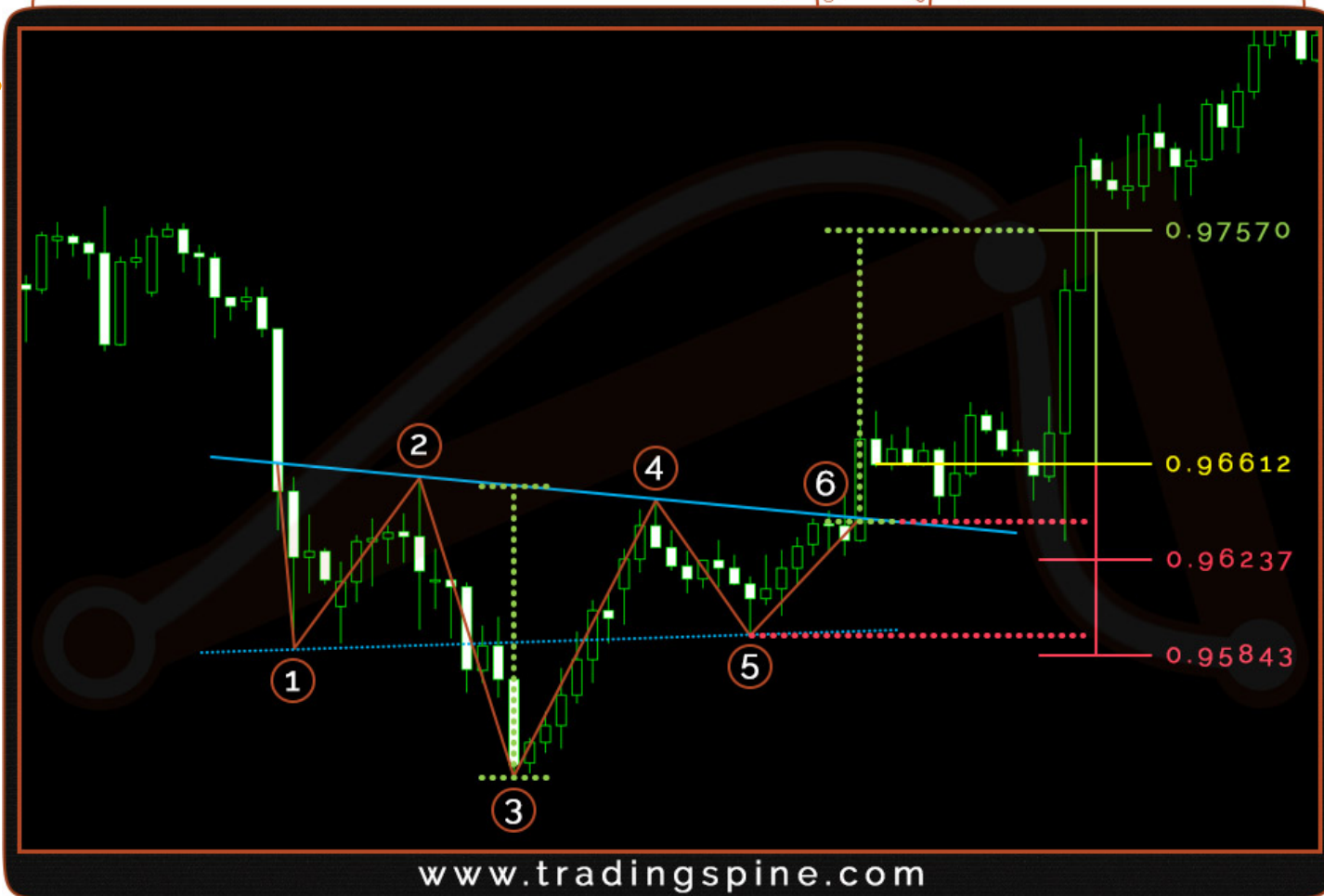
BROKER / PLATFORM

XM / MT4

VISIT THIS PATTERN'S PAGE ON OUR WEBSITE FOR MORE DETAILED INFORMATION

INVERSE HEAD AND SHOULDERS

REAL EXAMPLE



BULLISH SYMMETRICAL TRIANGLE

HEAD AND SHOULDERS

FALLING WEDGE

BULLISH FLAG

DOUBLE TOP

HOW TO DIFFERENTIATE PATTERNS

BEARISH SYMMETRICAL TRIANGLE

INVERSE HEAD AND SHOULDERS

RISING WEDGE

BEARISH FLAG

DOUBLE BOTTOM

USEFUL LINKS

ASCENDING TRIANGLE

CUP AND HANDLE

BULLISH RECTANGLE

BULLISH PENNANT

TRIPLE TOP

CHECK OUR FOREX TRADING TOOLKIT (25 TOOLS)

DESCENDING TRIANGLE

INVERSE CUP AND HANDLE

BEARISH RECTANGLE

BEARISH PENNANT

TRIPLE BOTTOM

SEE REAL EXAMPLE

DIRECTION

Continuation

TYPE

Bullish

OCCURRENCE

Low

COMMON TERM

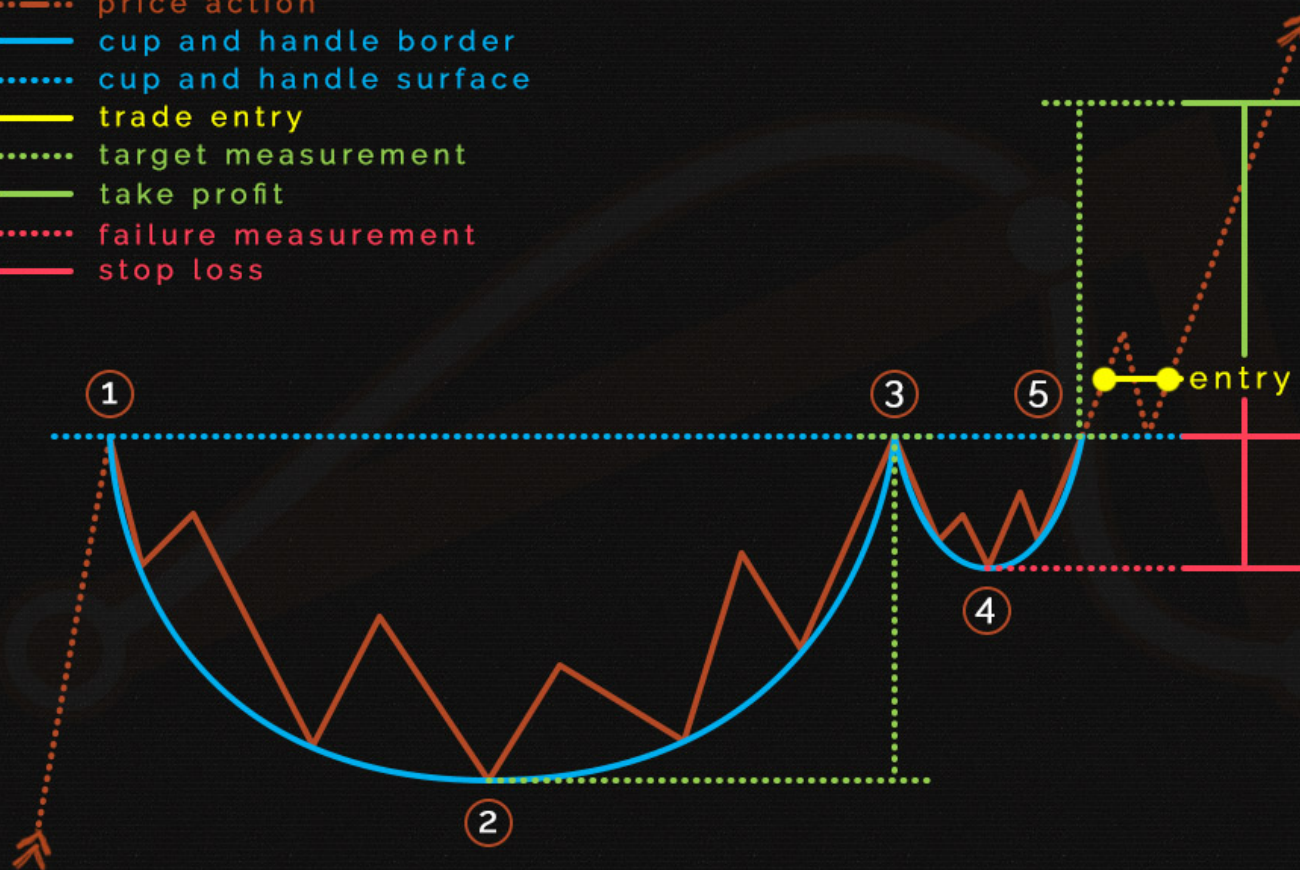
Long

VISIT THIS PATTERN'S PAGE ON OUR WEBSITE FOR MORE DETAILED INFORMATION

CUP AND HANDLE

ILLUSTRATION

- price action
- cup and handle border
- cup and handle surface
- trade entry
- target measurement
- take profit
- failure measurement
- stop loss



www.tradingpine.com

BULLISH SYMMETRICAL TRIANGLE

HEAD AND SHOULDERS

FALLING WEDGE

BULLISH FLAG

DOUBLE TOP

HOW TO DIFFERENTIATE PATTERNS

BEARISH SYMMETRICAL TRIANGLE

INVERSE HEAD AND SHOULDERS

RISING WEDGE

BEARISH FLAG

DOUBLE BOTTOM

USEFUL LINKS

ASCENDING TRIANGLE

CUP AND HANDLE

BULLISH RECTANGLE

BULLISH PENNANT

TRIPLE TOP

CHECK OUR FOREX TRADING TOOLKIT (25 TOOLS)

DESCENDING TRIANGLE

INVERSE CUP AND HANDLE

BEARISH RECTANGLE

BEARISH PENNANT

TRIPLE BOTTOM

SEE ILLUSTRATION

CURRENCY

EUR/USD

TIME FRAME

H4

BREAKOUT

14-Dec-2012

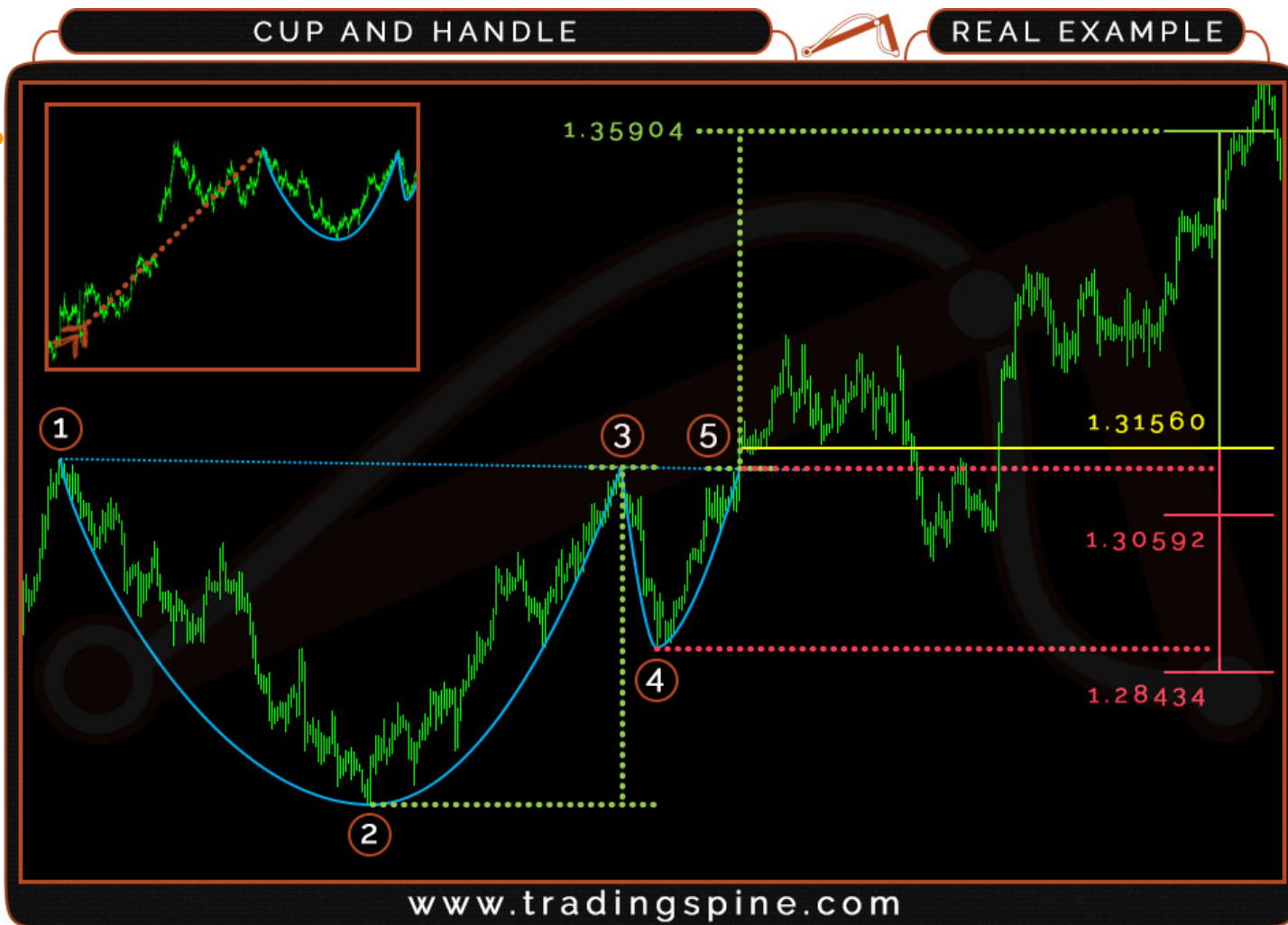
BROKER / PLATFORM

Oanda / MT4

VISIT THIS PATTERN'S PAGE ON OUR WEBSITE FOR MORE DETAILED INFORMATION

CUP AND HANDLE

REAL EXAMPLE



www.tradingspine.com

BULLISH SYMMETRICAL TRIANGLE

HEAD AND SHOULDERS

FALLING WEDGE

BULLISH FLAG

DOUBLE TOP

HOW TO DIFFERENTIATE PATTERNS

BEARISH SYMMETRICAL TRIANGLE

INVERSE HEAD AND SHOULDERS

RISING WEDGE

BEARISH FLAG

DOUBLE BOTTOM

USEFUL LINKS

ASCENDING TRIANGLE

CUP AND HANDLE

BULLISH RECTANGLE

BULLISH PENNANT

TRIPLE TOP

CHECK OUR FOREX TRADING TOOLKIT (25 TOOLS)

DESCENDING TRIANGLE

INVERSE CUP AND HANDLE

BEARISH RECTANGLE

BEARISH PENNANT

TRIPLE BOTTOM

SEE REAL EXAMPLE

DIRECTION

Continuation

TYPE

Bearish

OCCURRENCE

Low

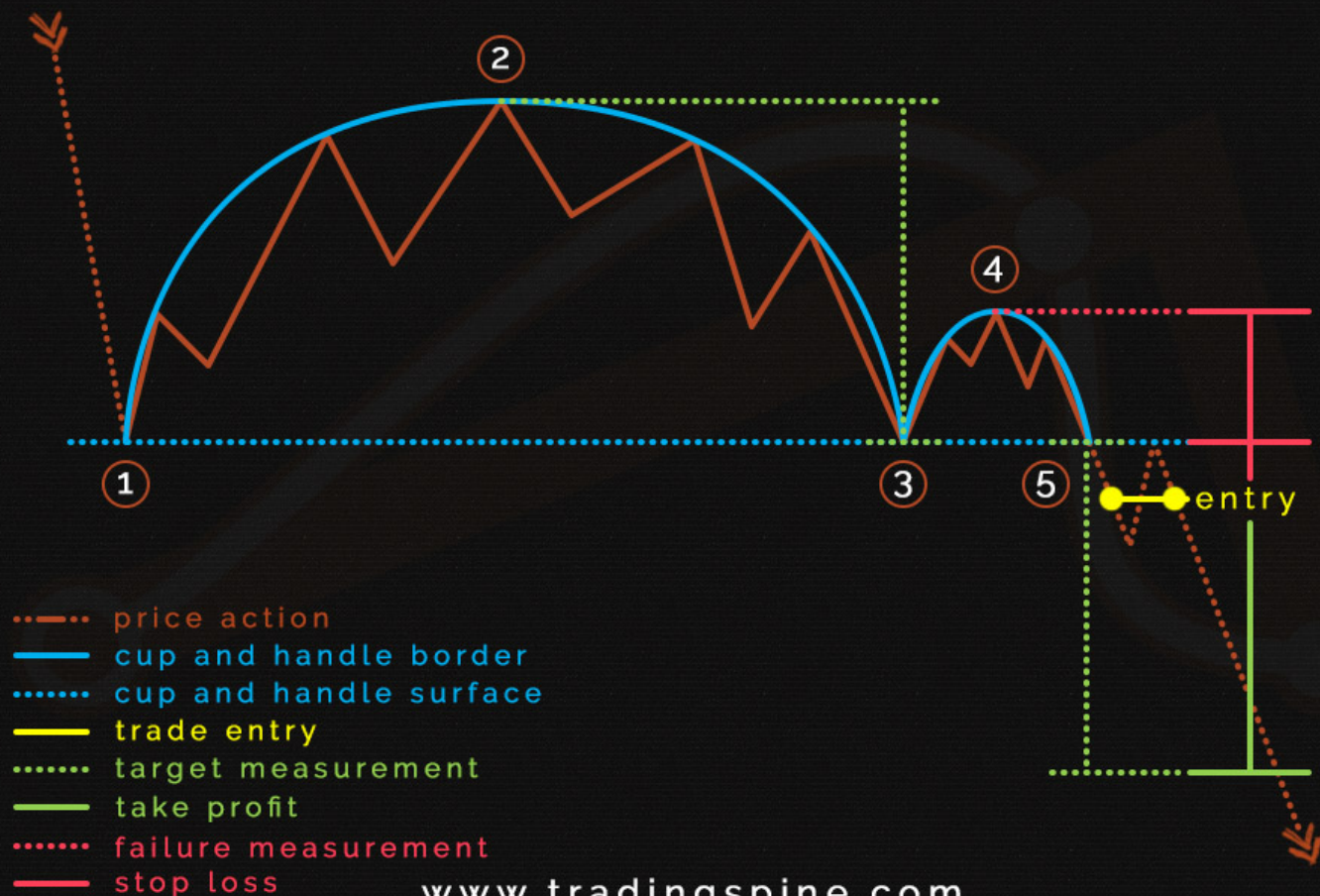
COMMON TERM

Long

VISIT THIS PATTERN'S PAGE ON OUR WEBSITE FOR MORE DETAILED INFORMATION

INVERSE CUP AND HANDLE

ILLUSTRATION



www.tradingspine.com

BULLISH SYMMETRICAL TRIANGLE

HEAD AND SHOULDERS

FALLING WEDGE

BULLISH FLAG

DOUBLE TOP

HOW TO DIFFERENTIATE PATTERNS

BEARISH SYMMETRICAL TRIANGLE

INVERSE HEAD AND SHOULDERS

RISING WEDGE

BEARISH FLAG

DOUBLE BOTTOM

USEFUL LINKS

ASCENDING TRIANGLE

CUP AND HANDLE

BULLISH RECTANGLE

BULLISH PENNANT

TRIPLE TOP

CHECK OUR FOREX TRADING TOOLKIT (25 TOOLS)

DESCENDING TRIANGLE

INVERSE CUP AND HANDLE

BEARISH RECTANGLE

BEARISH PENNANT

TRIPLE BOTTOM

SEE ILLUSTRATION

CURRENCY

CAD/JPY

TIME FRAME

H4

BREAKOUT

09-Jan-2015

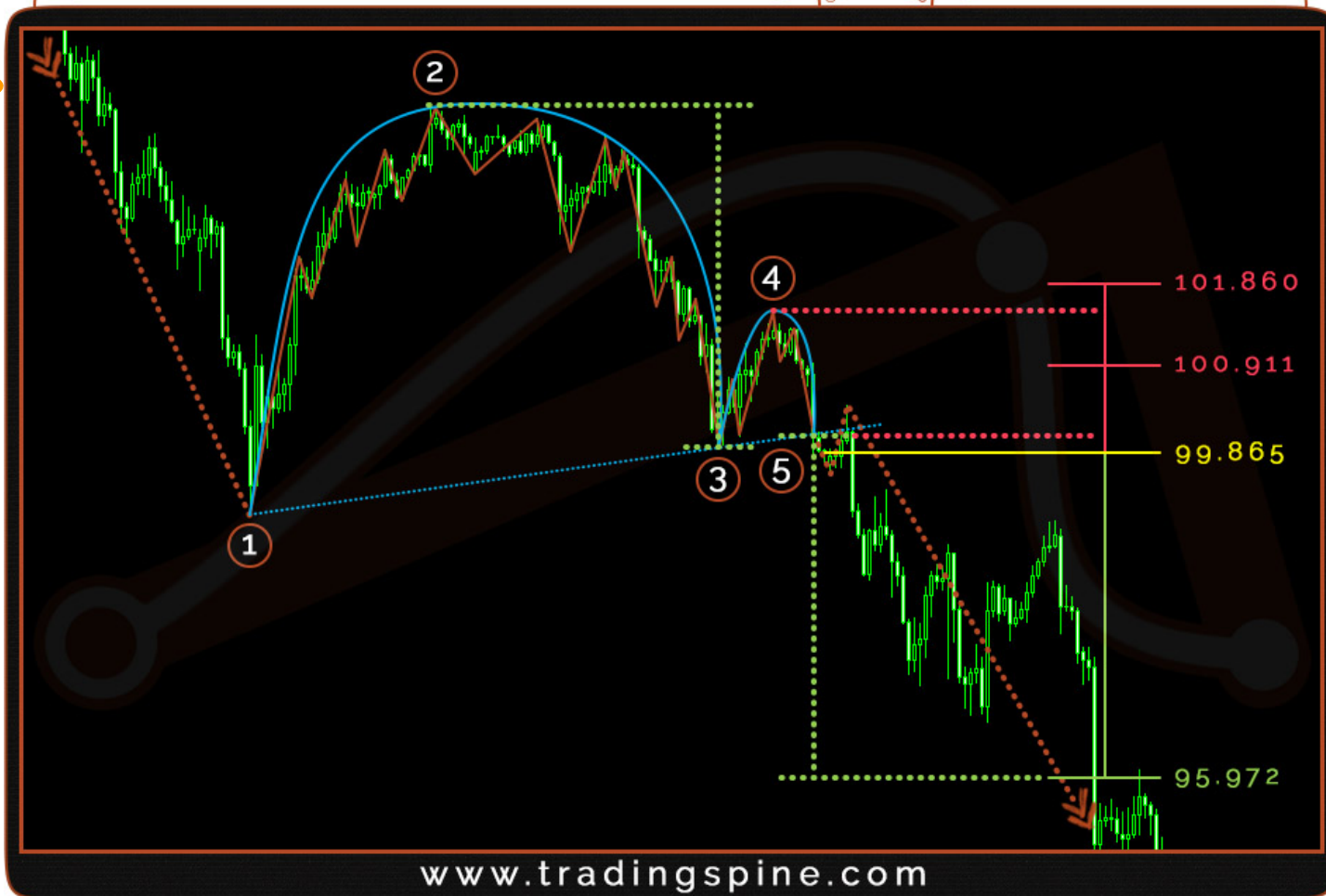
BROKER / PLATFORM

Oanda / MT4

VISIT THIS PATTERN'S PAGE
ON OUR WEBSITE FOR MORE
DETAILED INFORMATION

INVERSE CUP AND HANDLE

REAL EXAMPLE



BULLISH SYMMETRICAL TRIANGLE

HEAD AND SHOULDERS

FALLING WEDGE

BULLISH FLAG

DOUBLE TOP

HOW TO DIFFERENTIATE PATTERNS

BEARISH SYMMETRICAL TRIANGLE

INVERSE HEAD AND SHOULDERS

RISING WEDGE

BEARISH FLAG

DOUBLE BOTTOM

USEFUL LINKS

ASCENDING TRIANGLE

CUP AND HANDLE

BULLISH RECTANGLE

BULLISH PENNANT

TRIPLE TOP

CHECK OUR FOREX TRADING TOOLKIT (25 TOOLS)

DESCENDING TRIANGLE

INVERSE CUP AND HANDLE

BEARISH RECTANGLE

BEARISH PENNANT

TRIPLE BOTTOM

SEE REAL EXAMPLE

DIRECTION

Neutral

TYPE

Bullish

OCCURRENCE

Medium

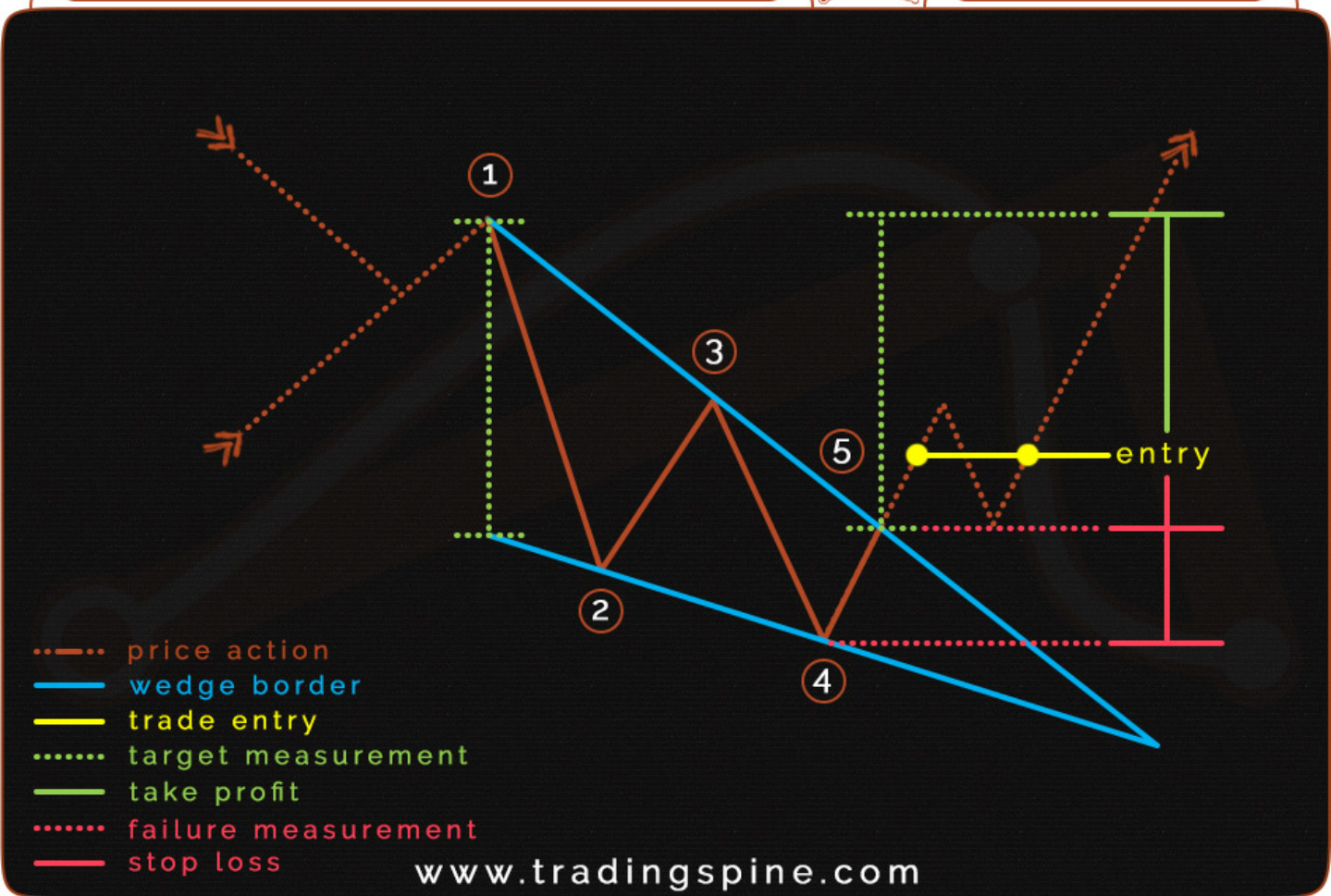
COMMON TERM

Medium - Long

VISIT THIS PATTERN'S PAGE ON OUR WEBSITE FOR MORE DETAILED INFORMATION

FALLING WEDGE

ILLUSTRATION



www.tradingspine.com

BULLISH SYMMETRICAL TRIANGLE

HEAD AND SHOULDERS

FALLING WEDGE

BULLISH FLAG

DOUBLE TOP

HOW TO DIFFERENTIATE PATTERNS

BEARISH SYMMETRICAL TRIANGLE

INVERSE HEAD AND SHOULDERS

RISING WEDGE

BEARISH FLAG

DOUBLE BOTTOM

USEFUL LINKS

ASCENDING TRIANGLE

CUP AND HANDLE

BULLISH RECTANGLE

BULLISH PENNANT

TRIPLE TOP

CHECK OUR FOREX TRADING TOOLKIT (25 TOOLS)

DESCENDING TRIANGLE

INVERSE CUP AND HANDLE

BEARISH RECTANGLE

BEARISH PENNANT

TRIPLE BOTTOM

SEE ILLUSTRATION

CURRENCY

NZD/CAD

TIME FRAME

H4

BREAKOUT

12-Jan-2017

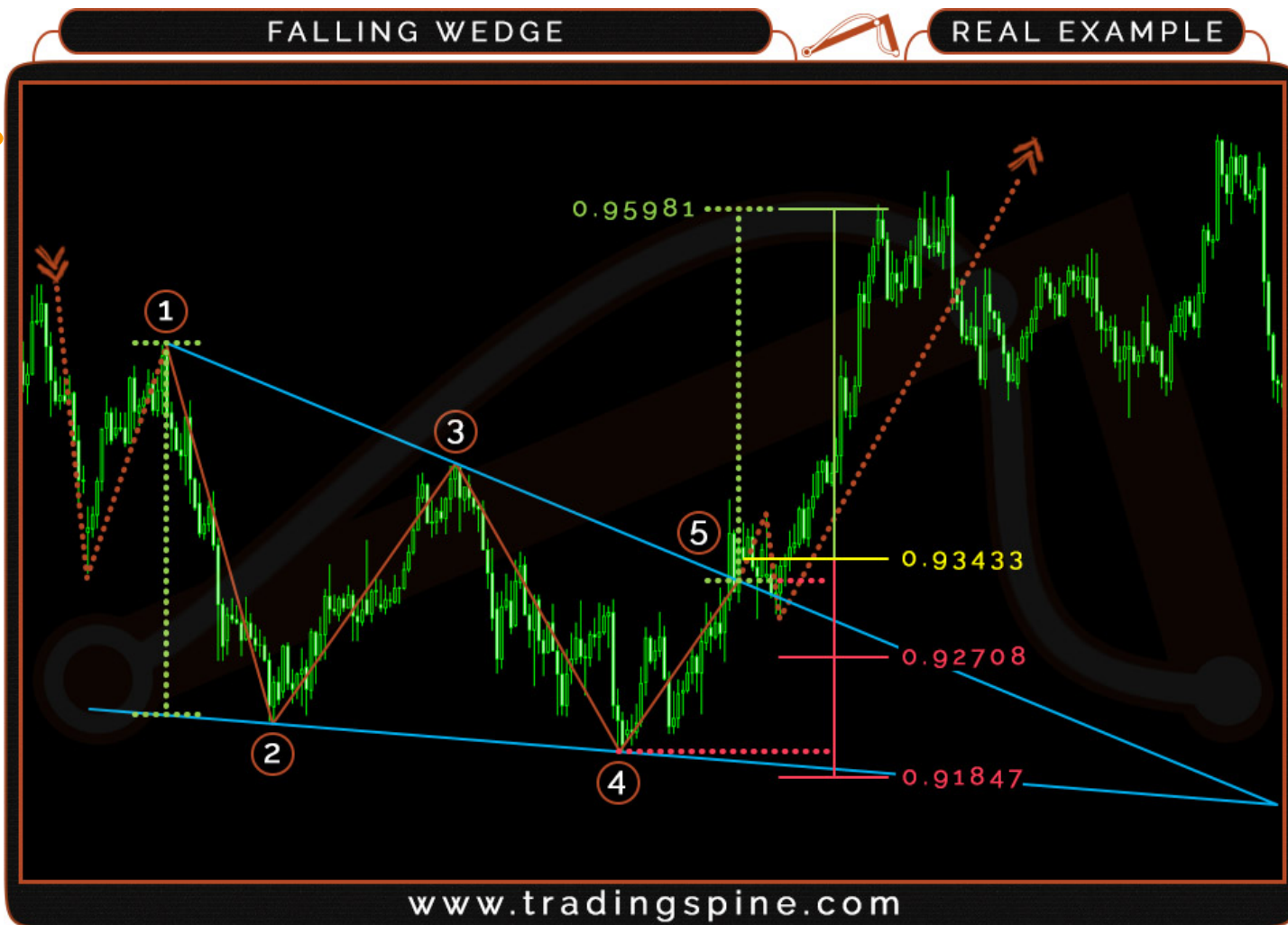
BROKER / PLATFORM

XM / MT4

VISIT THIS PATTERN'S PAGE
ON OUR WEBSITE FOR MORE
DETAILED INFORMATION

FALLING WEDGE

REAL EXAMPLE



BULLISH SYMMETRICAL TRIANGLE

HEAD AND SHOULDERS

FALLING WEDGE

BULLISH FLAG

DOUBLE TOP

HOW TO DIFFERENTIATE PATTERNS

BEARISH SYMMETRICAL TRIANGLE

INVERSE HEAD AND SHOULDERS

RISING WEDGE

BEARISH FLAG

DOUBLE BOTTOM

USEFUL LINKS

ASCENDING TRIANGLE

CUP AND HANDLE

BULLISH RECTANGLE

BULLISH PENNANT

TRIPLE TOP

CHECK OUR FOREX TRADING TOOLKIT (25 TOOLS)

DESCENDING TRIANGLE

INVERSE CUP AND HANDLE

BEARISH RECTANGLE

BEARISH PENNANT

TRIPLE BOTTOM

SEE REAL EXAMPLE

DIRECTION

Neutral

TYPE

Bearish

OCCURRENCE

Medium

COMMON TERM

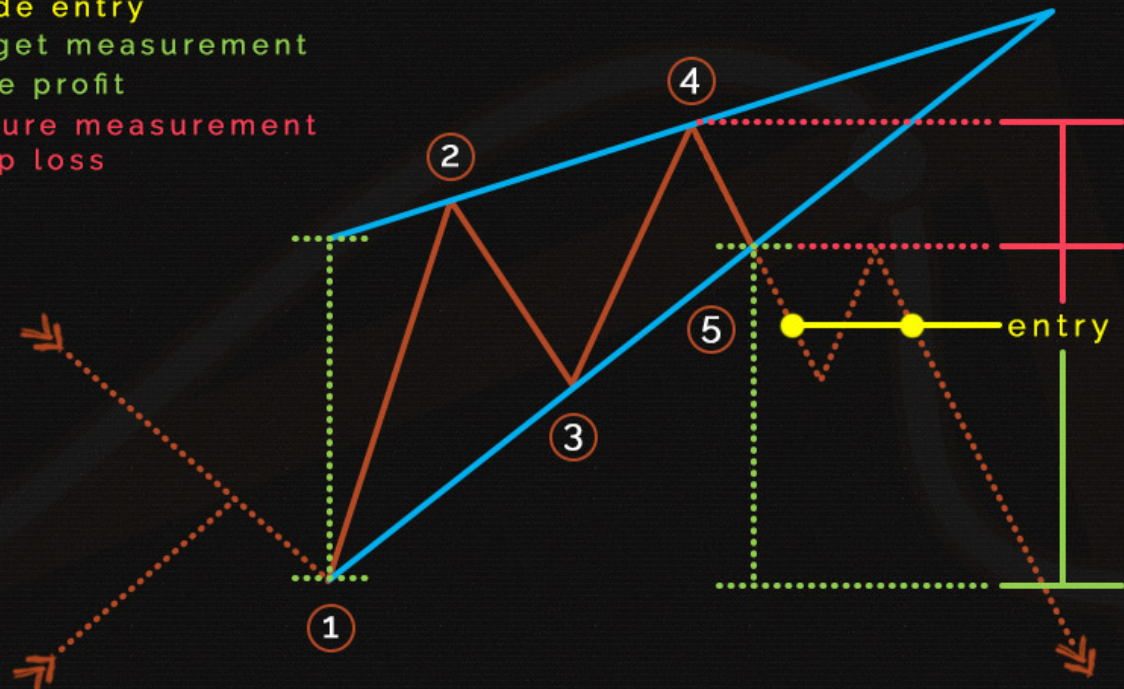
Medium - Long

VISIT THIS PATTERN'S PAGE
ON OUR WEBSITE FOR MORE
DETAILED INFORMATION

RISING WEDGE

ILLUSTRATION

- price action
- wedge border
- trade entry
- target measurement
- take profit
- failure measurement
- stop loss



www.tradingspine.com

BULLISH SYMMETRICAL TRIANGLE

HEAD AND SHOULDERS

FALLING WEDGE

BULLISH FLAG

DOUBLE TOP

HOW TO DIFFERENTIATE PATTERNS

BEARISH SYMMETRICAL TRIANGLE

INVERSE HEAD AND SHOULDERS

RISING WEDGE

BEARISH FLAG

DOUBLE BOTTOM

USEFUL LINKS

ASCENDING TRIANGLE

CUP AND HANDLE

BULLISH RECTANGLE

BULLISH PENNANT

TRIPLE TOP

CHECK OUR FOREX TRADING TOOLKIT (25 TOOLS)

DESCENDING TRIANGLE

INVERSE CUP AND HANDLE

BEARISH RECTANGLE

BEARISH PENNANT

TRIPLE BOTTOM

SEE ILLUSTRATION

CURRENCY

NZD/USD

TIME FRAME

D1

BREAKOUT

27-Jul-2014

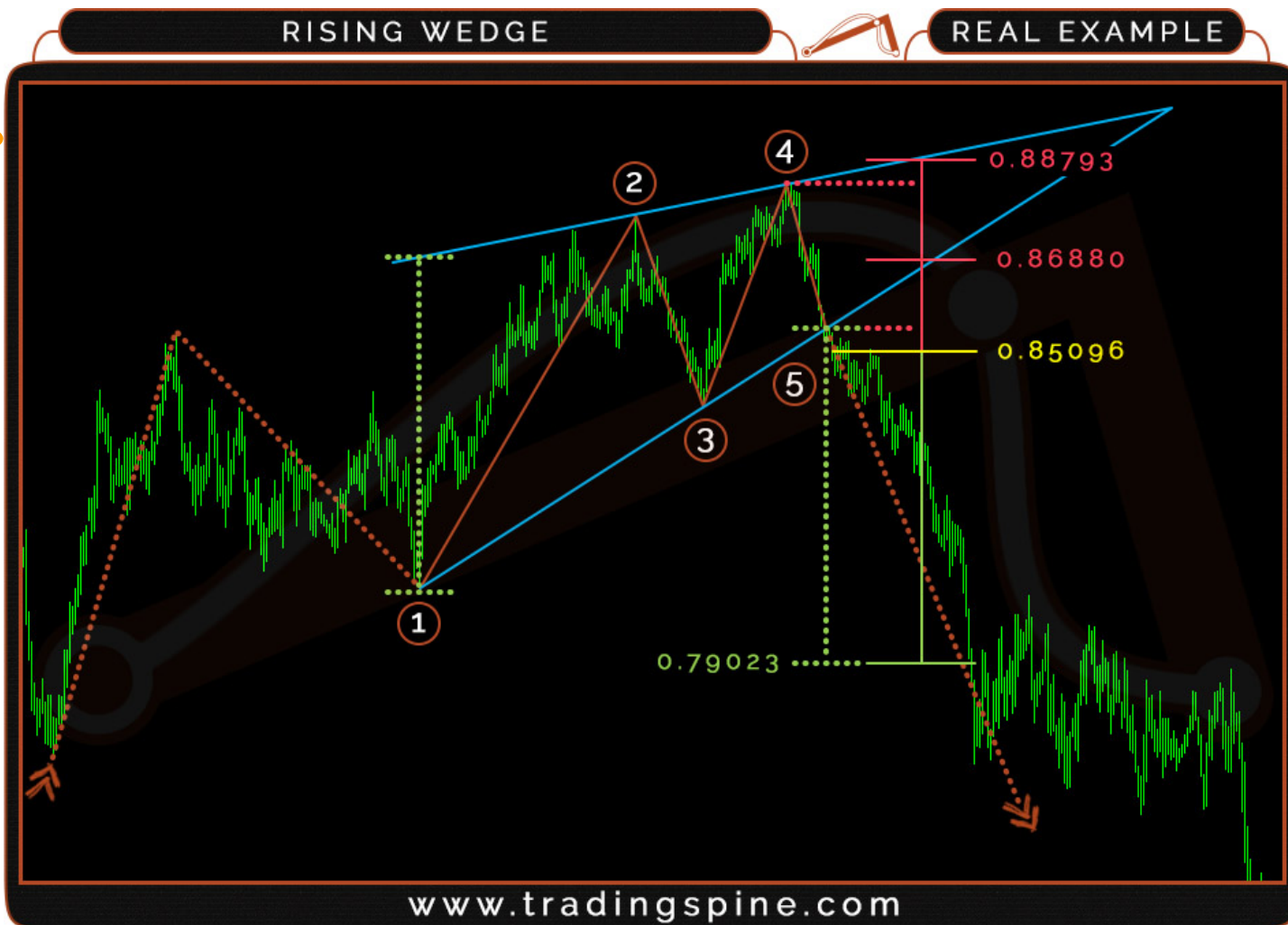
BROKER / PLATFORM

Oanda / MT4

VISIT THIS PATTERN'S PAGE ON OUR WEBSITE FOR MORE DETAILED INFORMATION

RISING WEDGE

REAL EXAMPLE



www.tradingspine.com

BULLISH SYMMETRICAL TRIANGLE
 HEAD AND SHOULDERS
 FALLING WEDGE
 BULLISH FLAG
 DOUBLE TOP
 HOW TO DIFFERENTIATE PATTERNS

BEARISH SYMMETRICAL TRIANGLE
 INVERSE HEAD AND SHOULDERS
 RISING WEDGE
 BEARISH FLAG
 DOUBLE BOTTOM
 USEFUL LINKS

ASCENDING TRIANGLE
 CUP AND HANDLE
BULLISH RECTANGLE
 BULLISH PENNANT
 TRIPLE TOP
 CHECK OUR FOREX TRADING TOOLKIT (25 TOOLS)

DESCENDING TRIANGLE
 INVERSE CUP AND HANDLE
 BEARISH RECTANGLE
 BEARISH PENNANT
 TRIPLE BOTTOM

SEE REAL EXAMPLE

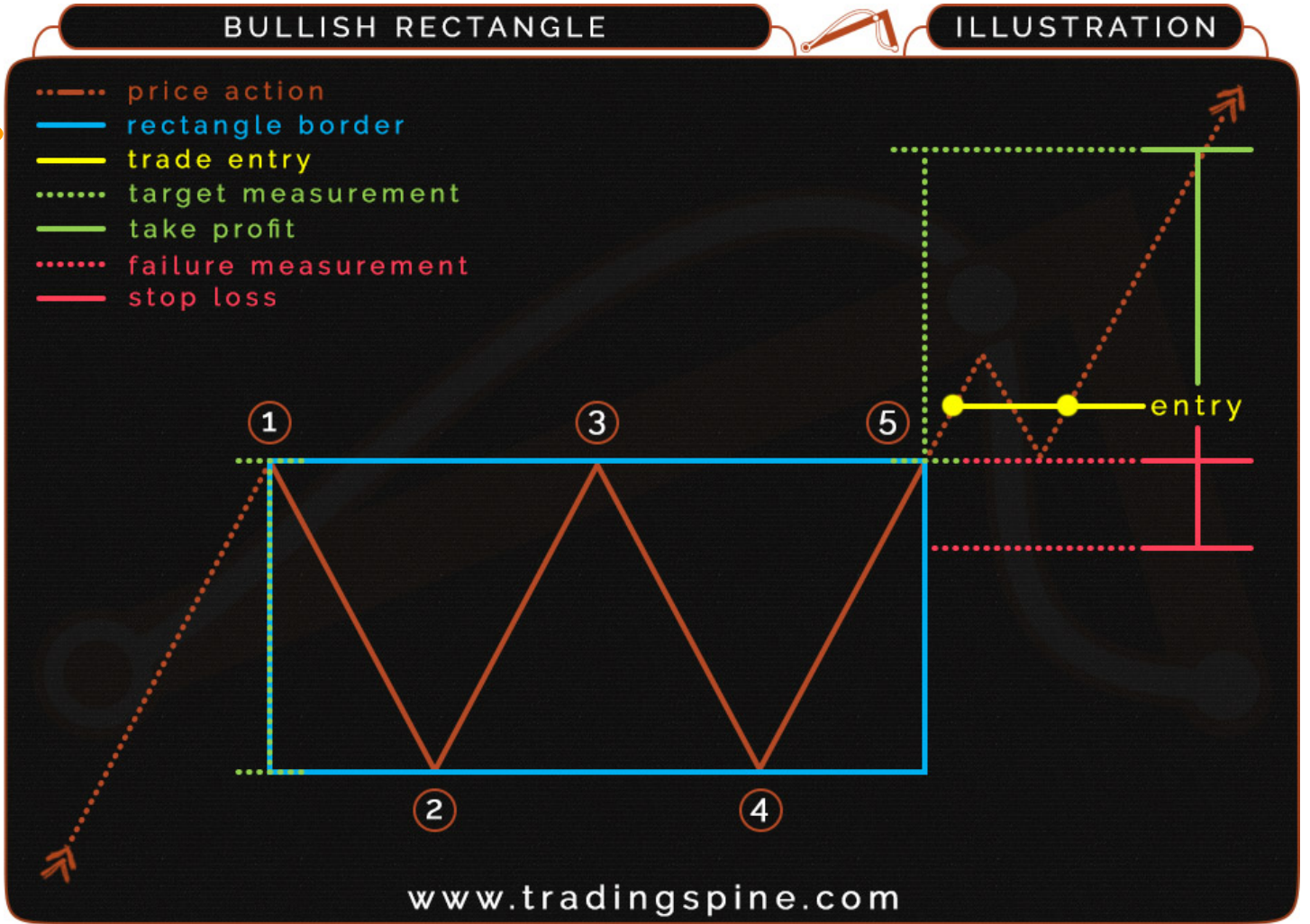
DIRECTION
 Continuation

TYPE
 Bullish

OCCURRENCE
 Medium

COMMON TERM
 Medium - Long

VISIT THIS PATTERN'S PAGE ON OUR WEBSITE FOR MORE DETAILED INFORMATION



BULLISH SYMMETRICAL TRIANGLE

HEAD AND SHOULDERS

FALLING WEDGE

BULLISH FLAG

DOUBLE TOP

HOW TO DIFFERENTIATE PATTERNS

BEARISH SYMMETRICAL TRIANGLE

INVERSE HEAD AND SHOULDERS

RISING WEDGE

BEARISH FLAG

DOUBLE BOTTOM

USEFUL LINKS

ASCENDING TRIANGLE

CUP AND HANDLE

BULLISH RECTANGLE

BULLISH PENNANT

TRIPLE TOP

CHECK OUR FOREX TRADING TOOLKIT (25 TOOLS)

DESCENDING TRIANGLE

INVERSE CUP AND HANDLE

BEARISH RECTANGLE

BEARISH PENNANT

TRIPLE BOTTOM

SEE ILLUSTRATION

CURRENCY

GBP/USD

TIME FRAME

D1

BREAKOUT

27-Nov-2013

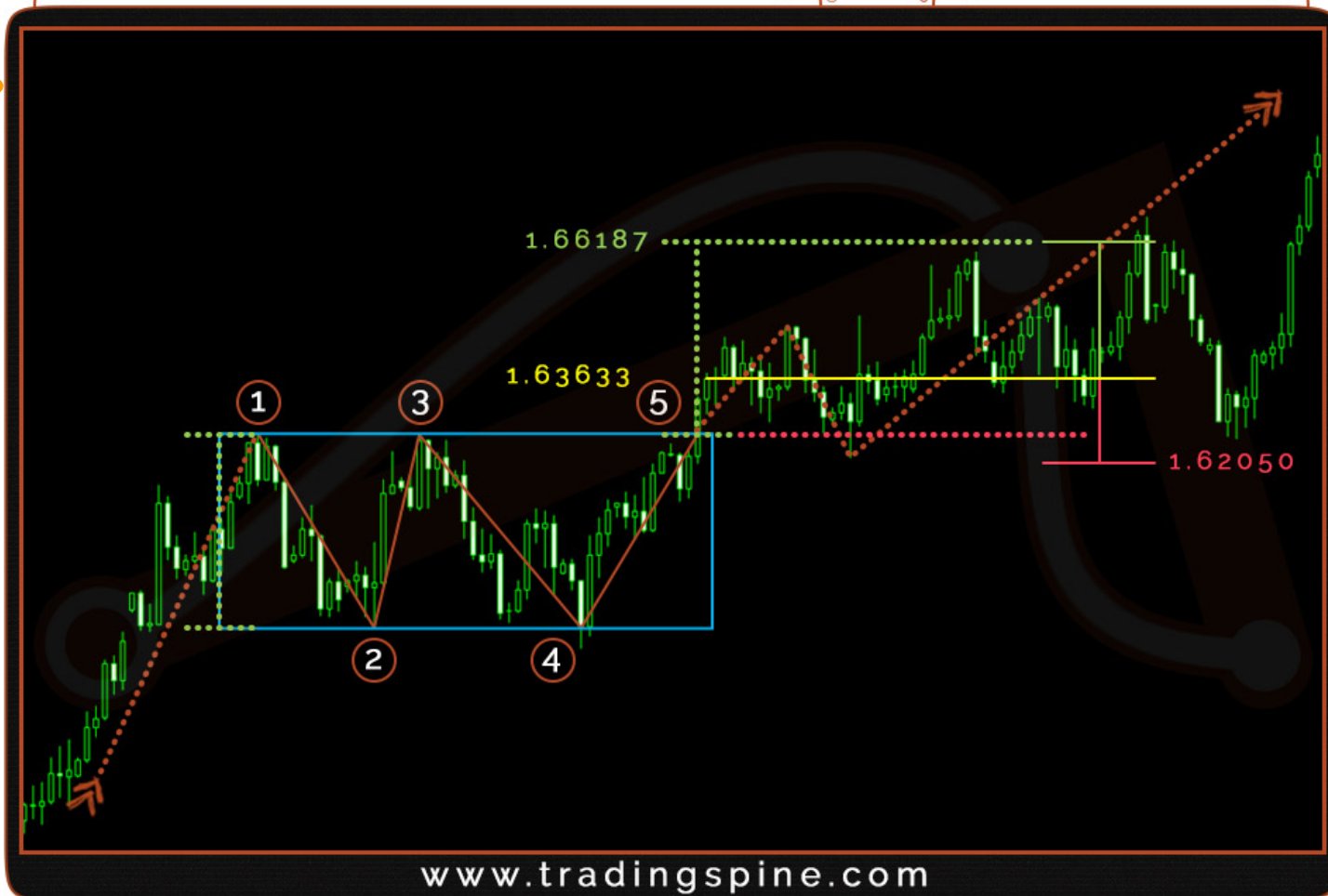
BROKER / PLATFORM

Oanda / MT4

VISIT THIS PATTERN'S PAGE ON OUR WEBSITE FOR MORE DETAILED INFORMATION

BULLISH RECTANGLE

REAL EXAMPLE



BULLISH SYMMETRICAL TRIANGLE

HEAD AND SHOULDERS

FALLING WEDGE

BULLISH FLAG

DOUBLE TOP

HOW TO DIFFERENTIATE PATTERNS

BEARISH SYMMETRICAL TRIANGLE

INVERSE HEAD AND SHOULDERS

RISING WEDGE

BEARISH FLAG

DOUBLE BOTTOM

USEFUL LINKS

ASCENDING TRIANGLE

CUP AND HANDLE

BULLISH RECTANGLE

BULLISH PENNANT

TRIPLE TOP

CHECK OUR FOREX TRADING TOOLKIT (25 TOOLS)

DESCENDING TRIANGLE

INVERSE CUP AND HANDLE

BEARISH RECTANGLE

BEARISH PENNANT

TRIPLE BOTTOM

SEE REAL EXAMPLE

DIRECTION

Continuation

TYPE

Bearish

OCCURRENCE

Medium

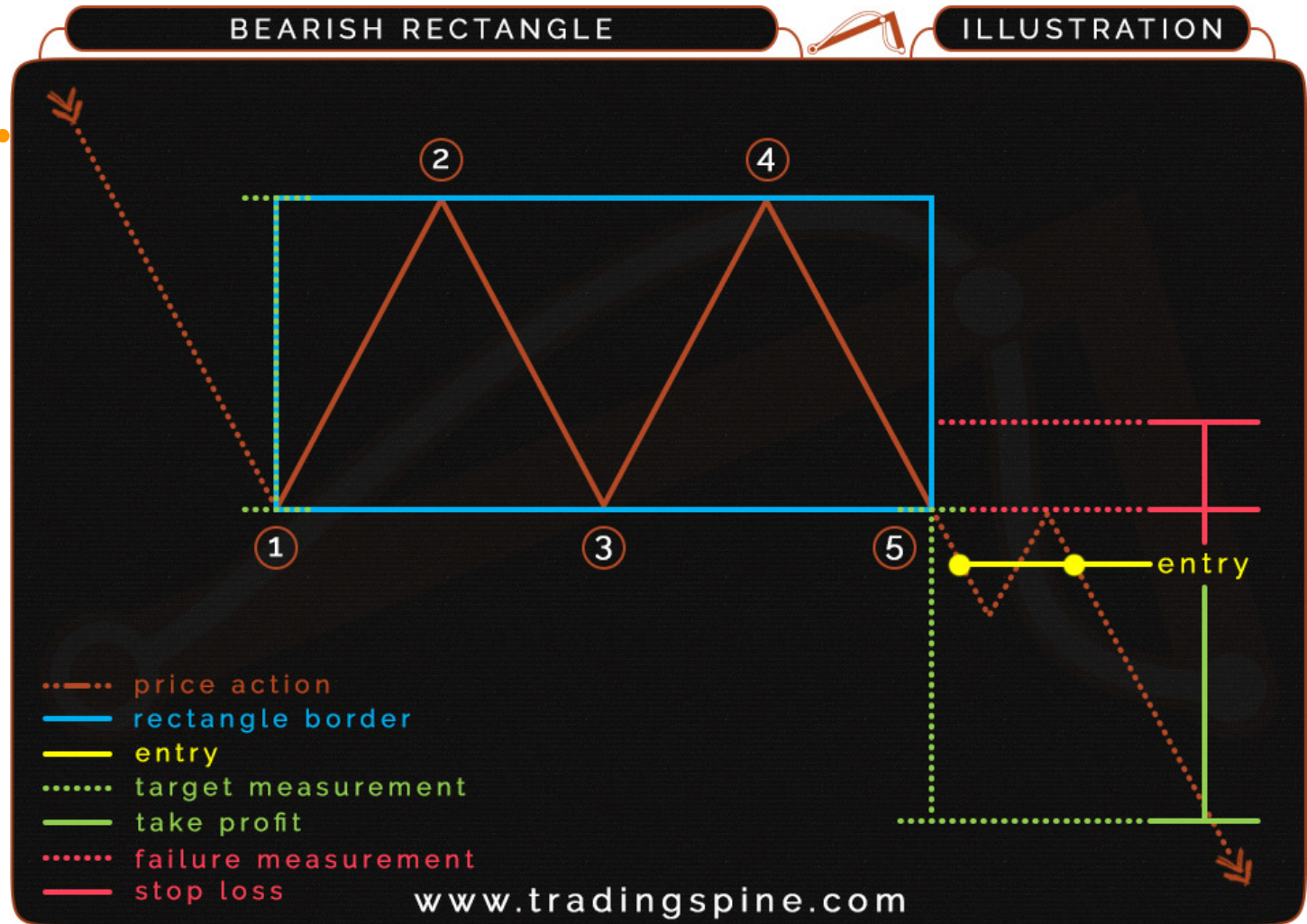
COMMON TERM

Medium - Long

VISIT THIS PATTERN'S PAGE ON OUR WEBSITE FOR MORE DETAILED INFORMATION

BEARISH RECTANGLE

ILLUSTRATION



BULLISH SYMMETRICAL TRIANGLE

HEAD AND SHOULDERS

FALLING WEDGE

BULLISH FLAG

DOUBLE TOP

HOW TO DIFFERENTIATE PATTERNS

BEARISH SYMMETRICAL TRIANGLE

INVERSE HEAD AND SHOULDERS

RISING WEDGE

BEARISH FLAG

DOUBLE BOTTOM

USEFUL LINKS

ASCENDING TRIANGLE

CUP AND HANDLE

BULLISH RECTANGLE

BULLISH PENNANT

TRIPLE TOP

CHECK OUR FOREX TRADING TOOLKIT (25 TOOLS)

DESCENDING TRIANGLE

INVERSE CUP AND HANDLE

BEARISH RECTANGLE

BEARISH PENNANT

TRIPLE BOTTOM

BEARISH RECTANGLE

REAL EXAMPLE

SEE ILLUSTRATION

CURRENCY

GBP/JPY

TIME FRAME

D1

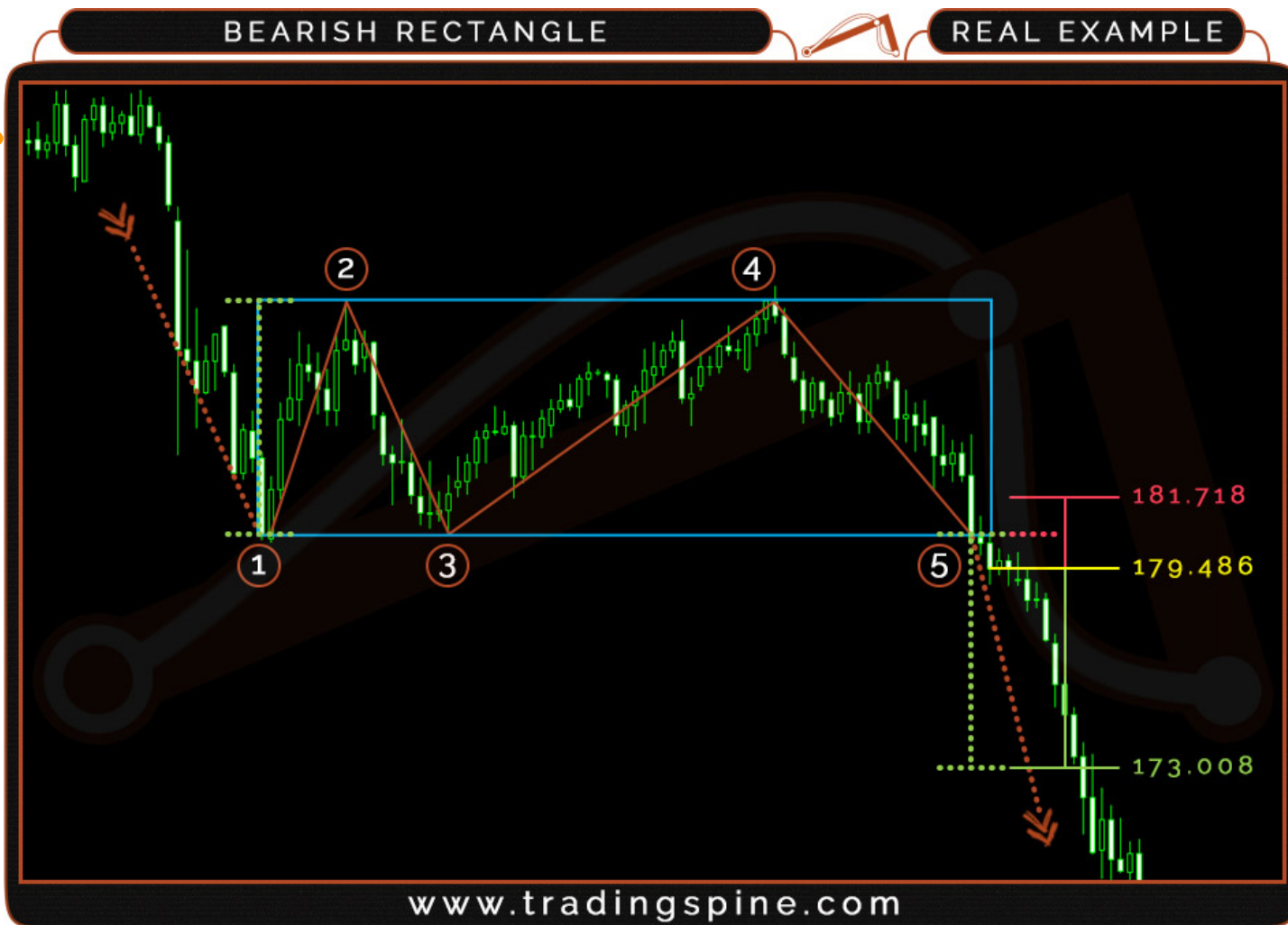
BREAKOUT

18-Dec-2015

BROKER / PLATFORM

XM / MT4

VISIT THIS PATTERN'S PAGE
ON OUR WEBSITE FOR MORE
DETAILED INFORMATION



BULLISH SYMMETRICAL TRIANGLE

HEAD AND SHOULDERS

FALLING WEDGE

BULLISH FLAG

DOUBLE TOP

HOW TO DIFFERENTIATE PATTERNS

BEARISH SYMMETRICAL TRIANGLE

INVERSE HEAD AND SHOULDERS

RISING WEDGE

BEARISH FLAG

DOUBLE BOTTOM

USEFUL LINKS

ASCENDING TRIANGLE

CUP AND HANDLE

BULLISH RECTANGLE

BULLISH PENNANT

TRIPLE TOP

CHECK OUR FOREX TRADING TOOLKIT (25 TOOLS)

DESCENDING TRIANGLE

INVERSE CUP AND HANDLE

BEARISH RECTANGLE

BEARISH PENNANT

TRIPLE BOTTOM

SEE REAL EXAMPLE

DIRECTION

Continuation

TYPE

Bullish

OCCURRENCE

High

COMMON TERM

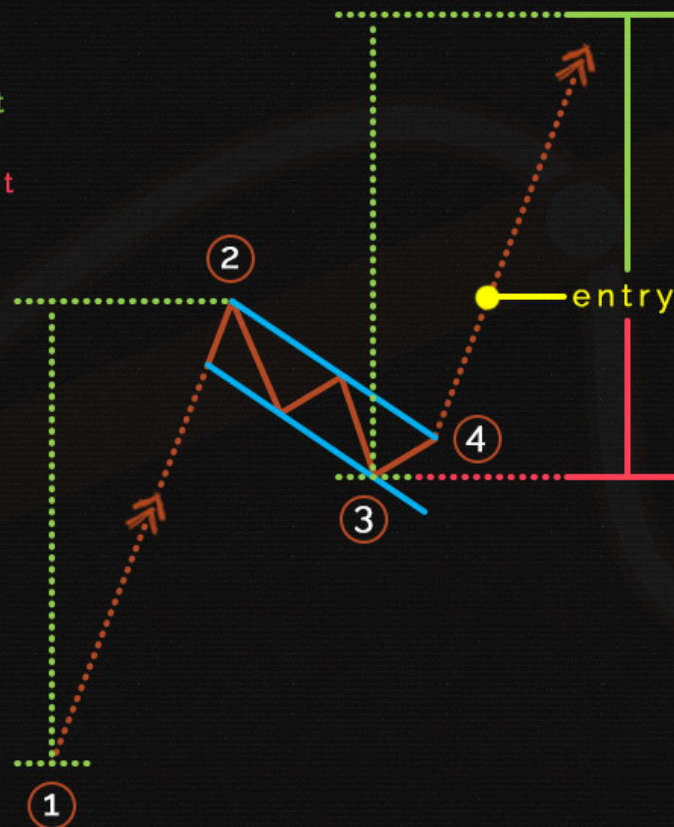
Short - Medium

VISIT THIS PATTERN'S PAGE ON OUR WEBSITE FOR MORE DETAILED INFORMATION

BULLISH FLAG

ILLUSTRATION

- price action
- flag border
- trade entry
- target measurement
- take profit
- failure measurement
- stop loss



www.tradingspine.com

BULLISH SYMMETRICAL TRIANGLE

HEAD AND SHOULDERS

FALLING WEDGE

BULLISH FLAG

DOUBLE TOP

HOW TO DIFFERENTIATE PATTERNS

BEARISH SYMMETRICAL TRIANGLE

INVERSE HEAD AND SHOULDERS

RISING WEDGE

BEARISH FLAG

DOUBLE BOTTOM

USEFUL LINKS

ASCENDING TRIANGLE

CUP AND HANDLE

BULLISH RECTANGLE

BULLISH PENNANT

TRIPLE TOP

CHECK OUR FOREX TRADING TOOLKIT (25 TOOLS)

DESCENDING TRIANGLE

INVERSE CUP AND HANDLE

BEARISH RECTANGLE

BEARISH PENNANT

TRIPLE BOTTOM

SEE ILLUSTRATION

CURRENCY

USD/CAD

TIME FRAME

H4

BREAKOUT

14-Jul-2015

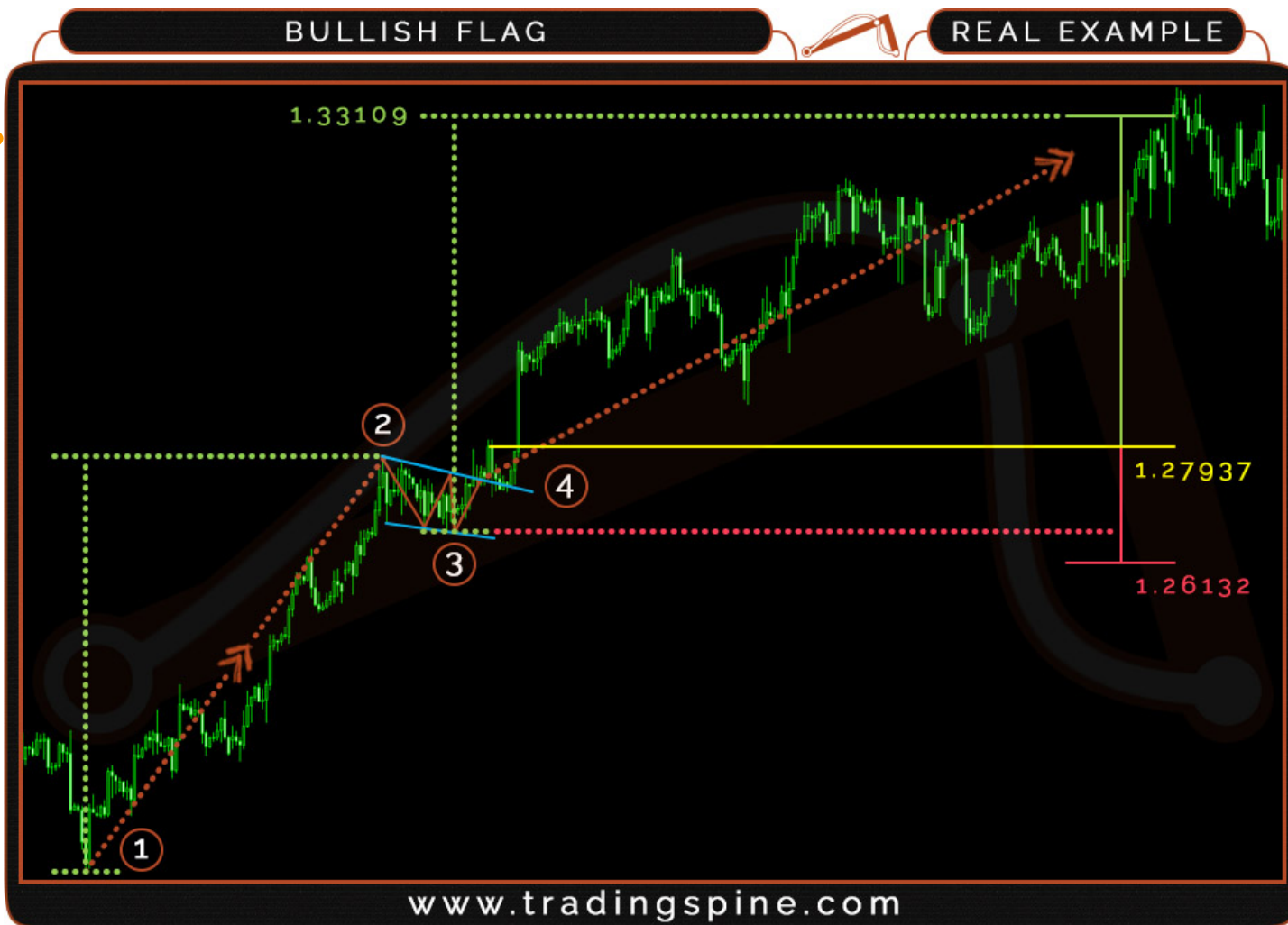
BROKER / PLATFORM

XM / MT4

VISIT THIS PATTERN'S PAGE
ON OUR WEBSITE FOR MORE
DETAILED INFORMATION

BULLISH FLAG

REAL EXAMPLE



BULLISH SYMMETRICAL TRIANGLE

HEAD AND SHOULDERS

FALLING WEDGE

BULLISH FLAG

DOUBLE TOP

HOW TO DIFFERENTIATE PATTERNS

BEARISH SYMMETRICAL TRIANGLE

INVERSE HEAD AND SHOULDERS

RISING WEDGE

BEARISH FLAG

DOUBLE BOTTOM

USEFUL LINKS

ASCENDING TRIANGLE

CUP AND HANDLE

BULLISH RECTANGLE

BULLISH PENNANT

TRIPLE TOP

CHECK OUR FOREX TRADING TOOLKIT (25 TOOLS)

DESCENDING TRIANGLE

INVERSE CUP AND HANDLE

BEARISH RECTANGLE

BEARISH PENNANT

TRIPLE BOTTOM

SEE REAL EXAMPLE

DIRECTION

Continuation

TYPE

Bearish

OCCURRENCE

High

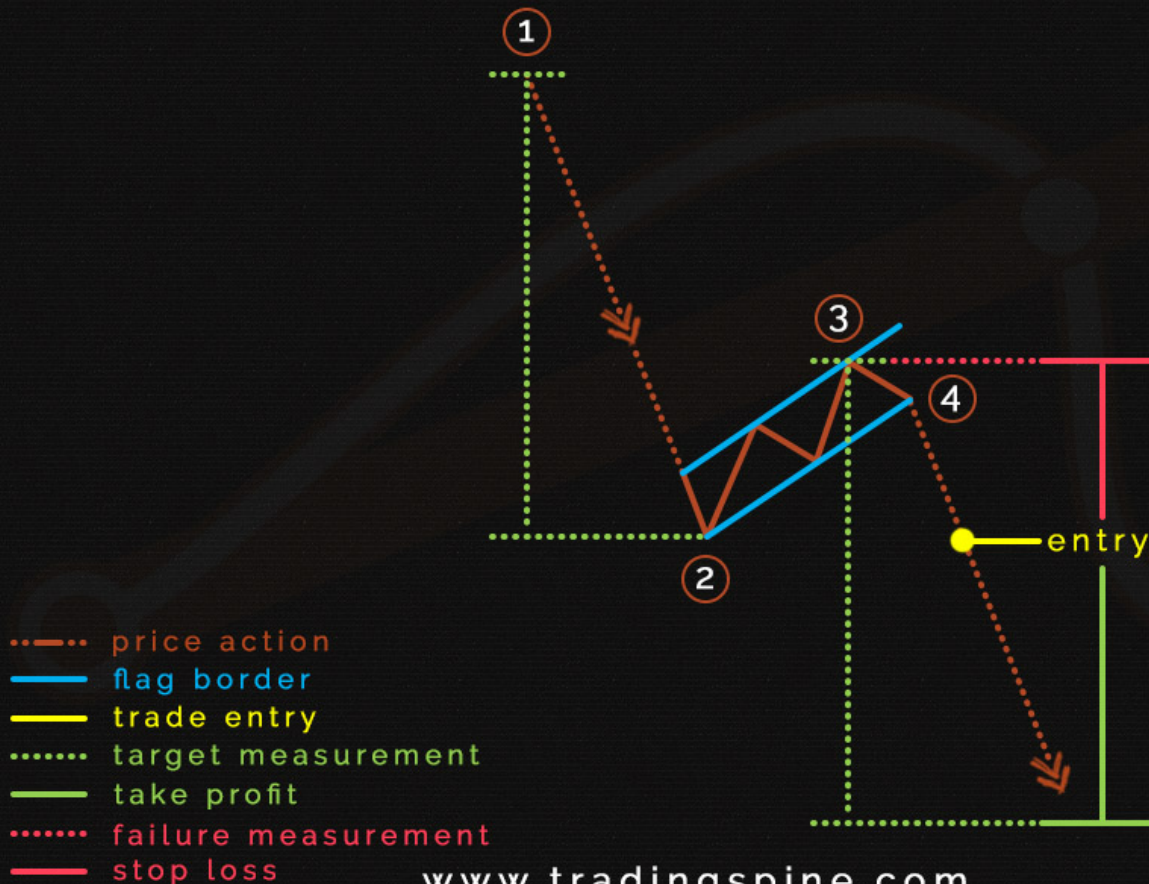
COMMON TERM

Short - Medium

VISIT THIS PATTERN'S PAGE
ON OUR WEBSITE FOR MORE
DETAILED INFORMATION

BEARISH FLAG

ILLUSTRATION



www.tradingospine.com

BULLISH SYMMETRICAL TRIANGLE

HEAD AND SHOULDERS

FALLING WEDGE

BULLISH FLAG

DOUBLE TOP

HOW TO DIFFERENTIATE PATTERNS

BEARISH SYMMETRICAL TRIANGLE

INVERSE HEAD AND SHOULDERS

RISING WEDGE

BEARISH FLAG

DOUBLE BOTTOM

USEFUL LINKS

ASCENDING TRIANGLE

CUP AND HANDLE

BULLISH RECTANGLE

BULLISH PENNANT

TRIPLE TOP

CHECK OUR FOREX TRADING TOOLKIT (25 TOOLS)

DESCENDING TRIANGLE

INVERSE CUP AND HANDLE

BEARISH RECTANGLE

BEARISH PENNANT

TRIPLE BOTTOM

SEE ILLUSTRATION

CURRENCY

EUR/USD

TIME FRAME

D1

BREAKOUT

11-Oct-2014

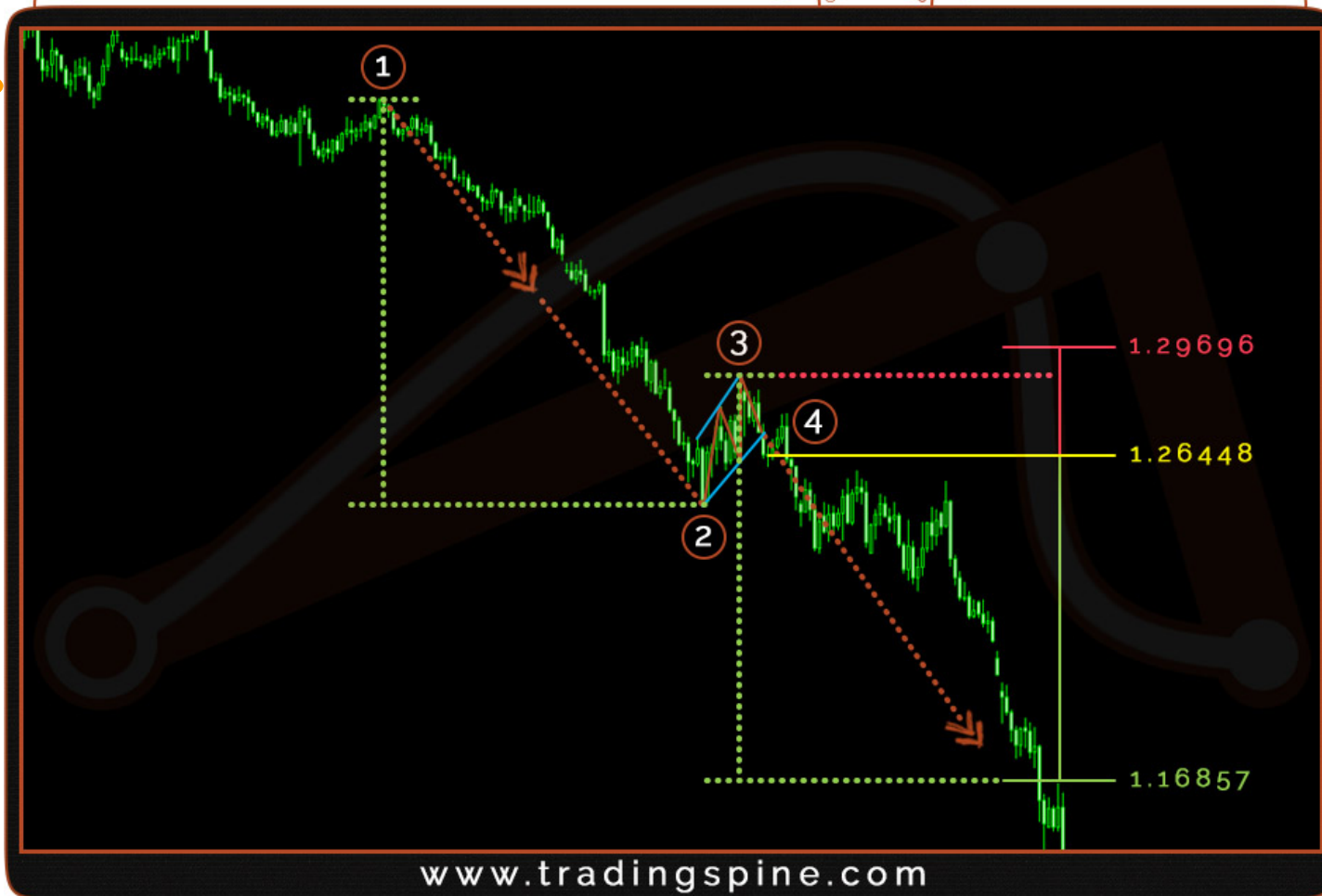
BROKER / PLATFORM

XM / MT4

VISIT THIS PATTERN'S PAGE
ON OUR WEBSITE FOR MORE
DETAILED INFORMATION

BEARISH FLAG

REAL EXAMPLE



BULLISH SYMMETRICAL TRIANGLE

HEAD AND SHOULDERS

FALLING WEDGE

BULLISH FLAG

DOUBLE TOP

HOW TO DIFFERENTIATE PATTERNS

BEARISH SYMMETRICAL TRIANGLE

INVERSE HEAD AND SHOULDERS

RISING WEDGE

BEARISH FLAG

DOUBLE BOTTOM

USEFUL LINKS

ASCENDING TRIANGLE

CUP AND HANDLE

BULLISH RECTANGLE

BULLISH PENNANT

TRIPLE TOP

CHECK OUR FOREX TRADING TOOLKIT (25 TOOLS)

DESCENDING TRIANGLE

INVERSE CUP AND HANDLE

BEARISH RECTANGLE

BEARISH PENNANT

TRIPLE BOTTOM

SEE REAL EXAMPLE

DIRECTION

Continuation

TYPE

Bullish

OCCURRENCE

High

COMMON TERM

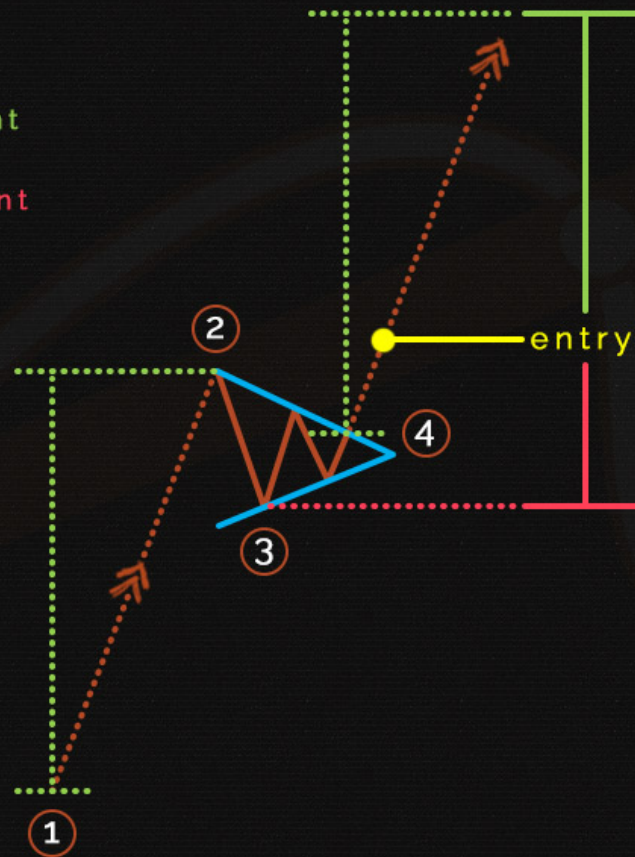
Short - Medium

VISIT THIS PATTERN'S PAGE
ON OUR WEBSITE FOR MORE
DETAILED INFORMATION

BULLISH PENNANT

ILLUSTRATION

- price action
- pennant border
- trade entry
- target measurement
- take profit
- failure measurement
- stop loss



www.tradingspine.com

BULLISH SYMMETRICAL TRIANGLE

HEAD AND SHOULDERS

FALLING WEDGE

BULLISH FLAG

DOUBLE TOP

HOW TO DIFFERENTIATE PATTERNS

BEARISH SYMMETRICAL TRIANGLE

INVERSE HEAD AND SHOULDERS

RISING WEDGE

BEARISH FLAG

DOUBLE BOTTOM

USEFUL LINKS

ASCENDING TRIANGLE

CUP AND HANDLE

BULLISH RECTANGLE

BULLISH PENNANT

TRIPLE TOP

CHECK OUR FOREX TRADING TOOLKIT (25 TOOLS)

DESCENDING TRIANGLE

INVERSE CUP AND HANDLE

BEARISH RECTANGLE

BEARISH PENNANT

TRIPLE BOTTOM

SEE ILLUSTRATION

CURRENCY

EUR/CAD

TIME FRAME

D1

BREAKOUT

11-Aug-2015

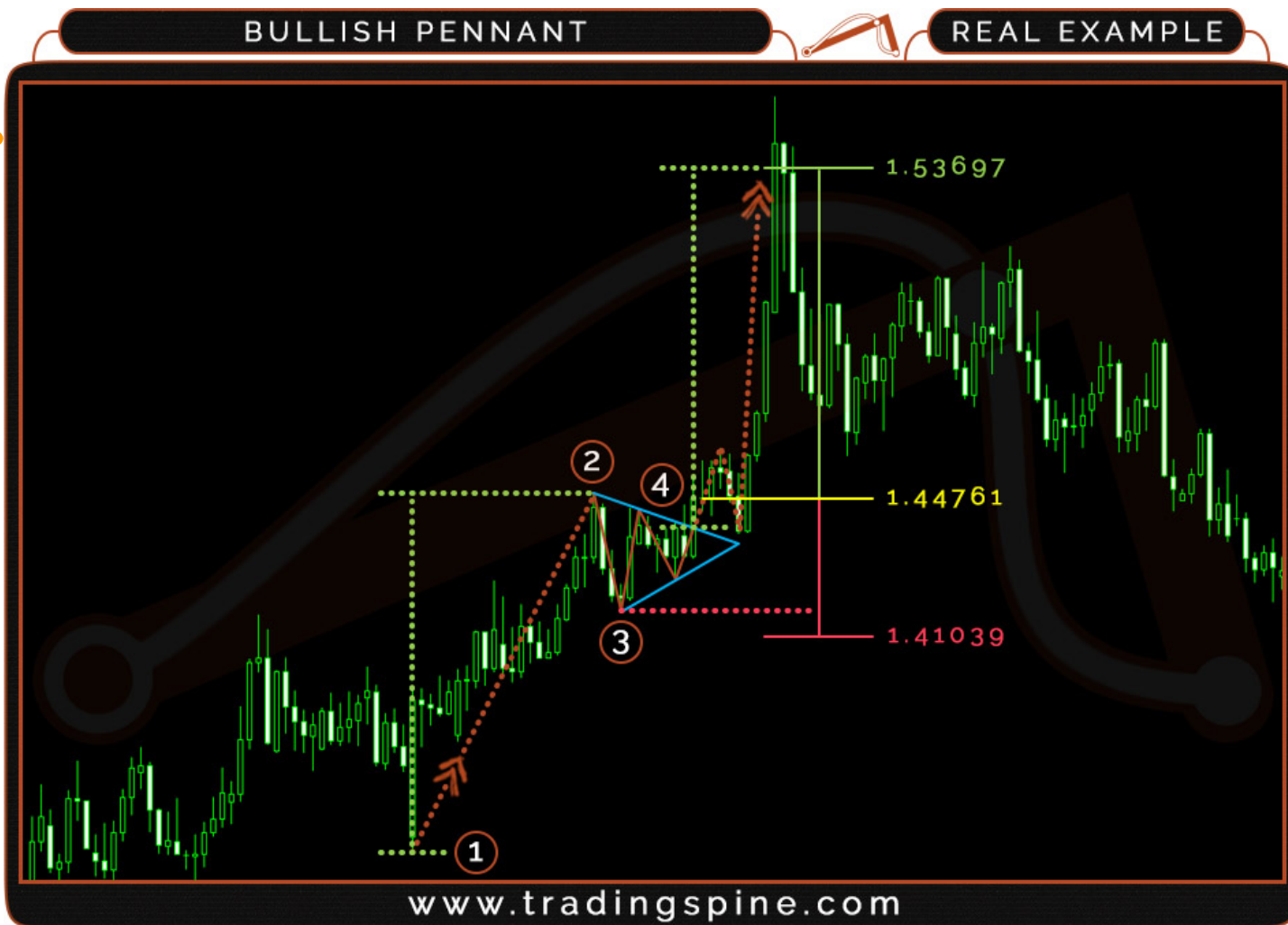
BROKER / PLATFORM

XM / MT4

VISIT THIS PATTERN'S PAGE ON OUR WEBSITE FOR MORE DETAILED INFORMATION

BULLISH PENNANT

REAL EXAMPLE



BULLISH SYMMETRICAL TRIANGLE

HEAD AND SHOULDERS

FALLING WEDGE

BULLISH FLAG

DOUBLE TOP

HOW TO DIFFERENTIATE PATTERNS

BEARISH SYMMETRICAL TRIANGLE

INVERSE HEAD AND SHOULDERS

RISING WEDGE

BEARISH FLAG

DOUBLE BOTTOM

USEFUL LINKS

ASCENDING TRIANGLE

CUP AND HANDLE

BULLISH RECTANGLE

BULLISH PENNANT

TRIPLE TOP

CHECK OUR FOREX TRADING TOOLKIT (25 TOOLS)

DESCENDING TRIANGLE

INVERSE CUP AND HANDLE

BEARISH RECTANGLE

BEARISH PENNANT

TRIPLE BOTTOM

BEARISH PENNANT

ILLUSTRATION

SEE REAL EXAMPLE

DIRECTION

Continuation

TYPE

Bearish

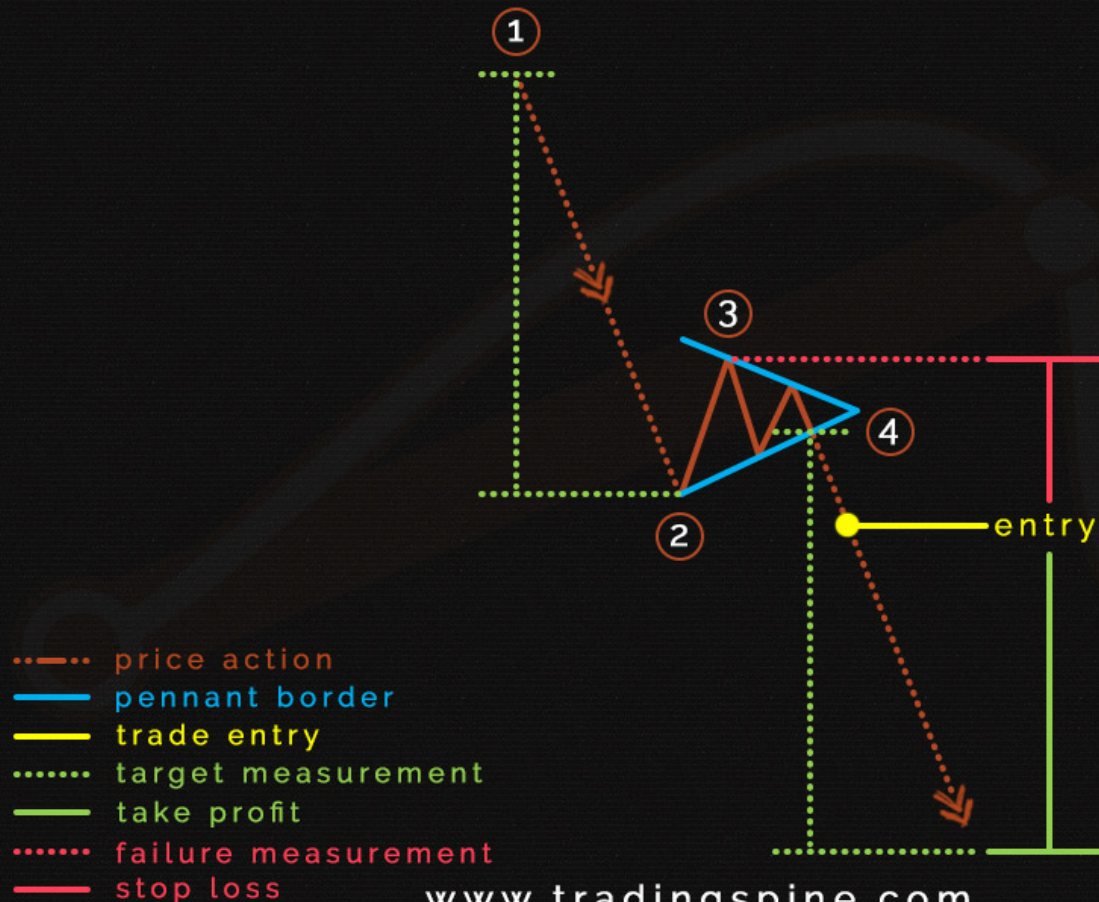
OCCURRENCE

High

COMMON TERM

Short - Medium

VISIT THIS PATTERN'S PAGE
ON OUR WEBSITE FOR MORE
DETAILED INFORMATION



BULLISH SYMMETRICAL TRIANGLE

HEAD AND SHOULDERS

FALLING WEDGE

BULLISH FLAG

DOUBLE TOP

HOW TO DIFFERENTIATE PATTERNS

BEARISH SYMMETRICAL TRIANGLE

INVERSE HEAD AND SHOULDERS

RISING WEDGE

BEARISH FLAG

DOUBLE BOTTOM

USEFUL LINKS

ASCENDING TRIANGLE

CUP AND HANDLE

BULLISH RECTANGLE

BULLISH PENNANT

TRIPLE TOP

CHECK OUR FOREX TRADING TOOLKIT (25 TOOLS)

DESCENDING TRIANGLE

INVERSE CUP AND HANDLE

BEARISH RECTANGLE

BEARISH PENNANT

TRIPLE BOTTOM

SEE ILLUSTRATION

CURRENCY

GBP/USD

TIME FRAME

H4

BREAKOUT

07-Aug-2014

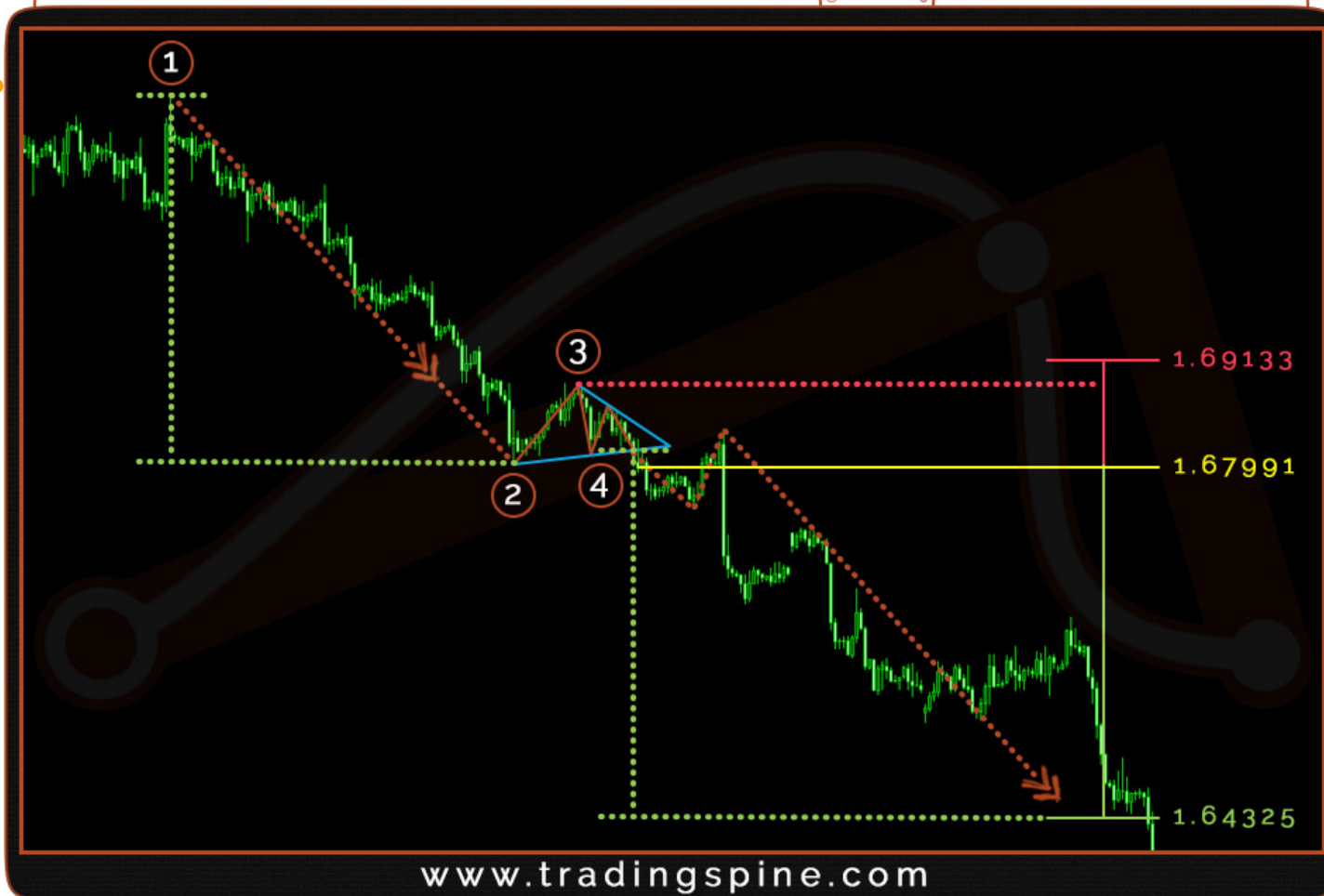
BROKER / PLATFORM

Oanda / MT4

VISIT THIS PATTERN'S PAGE ON OUR WEBSITE FOR MORE DETAILED INFORMATION

BEARISH PENNANT

REAL EXAMPLE



BULLISH SYMMETRICAL TRIANGLE

HEAD AND SHOULDERS

FALLING WEDGE

BULLISH FLAG

DOUBLE TOP

HOW TO DIFFERENTIATE PATTERNS

BEARISH SYMMETRICAL TRIANGLE

INVERSE HEAD AND SHOULDERS

RISING WEDGE

BEARISH FLAG

DOUBLE BOTTOM

USEFUL LINKS

ASCENDING TRIANGLE

CUP AND HANDLE

BULLISH RECTANGLE

BULLISH PENNANT

TRIPLE TOP

CHECK OUR FOREX TRADING TOOLKIT (25 TOOLS)

DESCENDING TRIANGLE

INVERSE CUP AND HANDLE

BEARISH RECTANGLE

BEARISH PENNANT

TRIPLE BOTTOM

SEE REAL EXAMPLE

DIRECTION

Reversal

TYPE

Bearish

OCCURRENCE

High

COMMON TERM

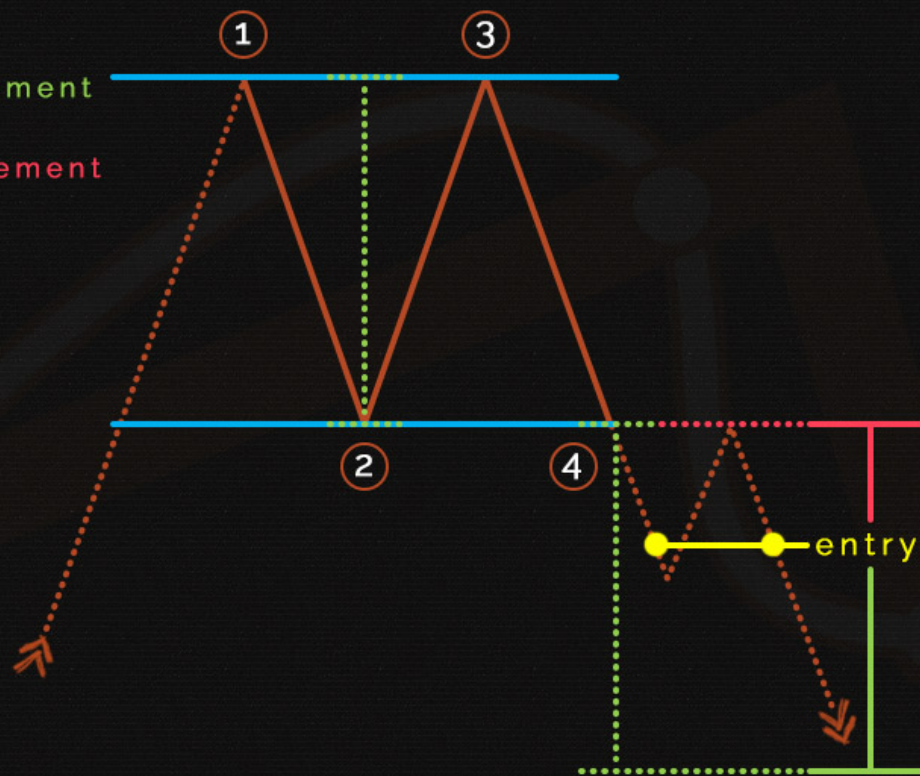
Medium - Long

VISIT THIS PATTERN'S PAGE ON OUR WEBSITE FOR MORE DETAILED INFORMATION

DOUBLE TOP

ILLUSTRATION

- price action
- borders
- trade entry
- target measurement
- take profit
- failure measurement
- stop loss



www.tradingpine.com

BULLISH SYMMETRICAL TRIANGLE

HEAD AND SHOULDERS

FALLING WEDGE

BULLISH FLAG

DOUBLE TOP

HOW TO DIFFERENTIATE PATTERNS

BEARISH SYMMETRICAL TRIANGLE

INVERSE HEAD AND SHOULDERS

RISING WEDGE

BEARISH FLAG

DOUBLE BOTTOM

USEFUL LINKS

ASCENDING TRIANGLE

CUP AND HANDLE

BULLISH RECTANGLE

BULLISH PENNANT

TRIPLE TOP

CHECK OUR FOREX TRADING TOOLKIT (25 TOOLS)

DESCENDING TRIANGLE

INVERSE CUP AND HANDLE

BEARISH RECTANGLE

BEARISH PENNANT

TRIPLE BOTTOM

SEE ILLUSTRATION

CURRENCY

EUR/USD

TIME FRAME

D1

BREAKOUT

22-May-2014

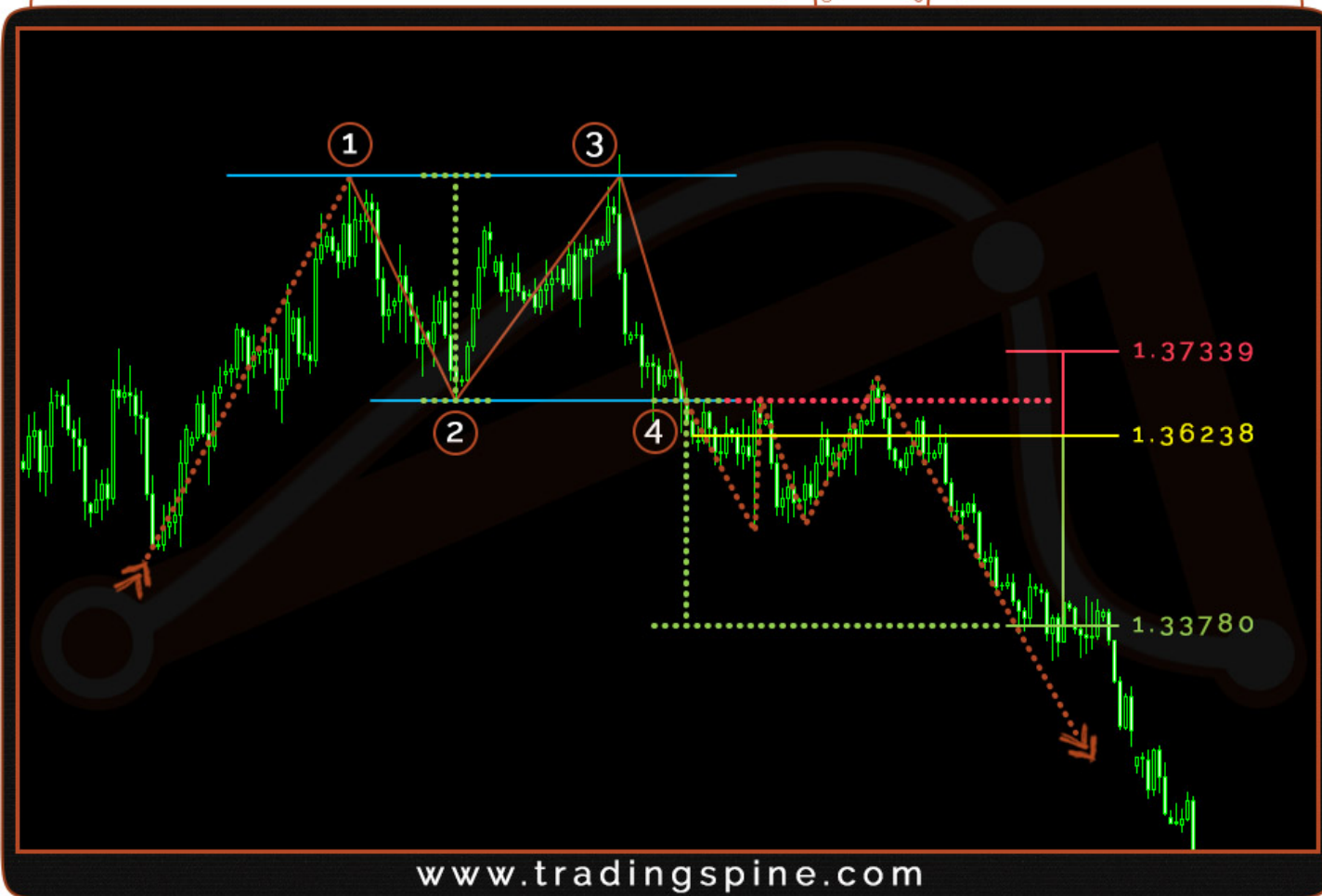
BROKER / PLATFORM

Oanda / MT4

VISIT THIS PATTERN'S PAGE
ON OUR WEBSITE FOR MORE
DETAILED INFORMATION

DOUBLE TOP

REAL EXAMPLE



www.tradingospine.com

BULLISH SYMMETRICAL TRIANGLE

HEAD AND SHOULDERS

FALLING WEDGE

BULLISH FLAG

DOUBLE TOP

HOW TO DIFFERENTIATE PATTERNS

BEARISH SYMMETRICAL TRIANGLE

INVERSE HEAD AND SHOULDERS

RISING WEDGE

BEARISH FLAG

DOUBLE BOTTOM

USEFUL LINKS

ASCENDING TRIANGLE

CUP AND HANDLE

BULLISH RECTANGLE

BULLISH PENNANT

TRIPLE TOP

CHECK OUR FOREX TRADING TOOLKIT (25 TOOLS)

DESCENDING TRIANGLE

INVERSE CUP AND HANDLE

BEARISH RECTANGLE

BEARISH PENNANT

TRIPLE BOTTOM

SEE REAL EXAMPLE

DIRECTION

Reversal

TYPE

Bullish

OCCURRENCE

High

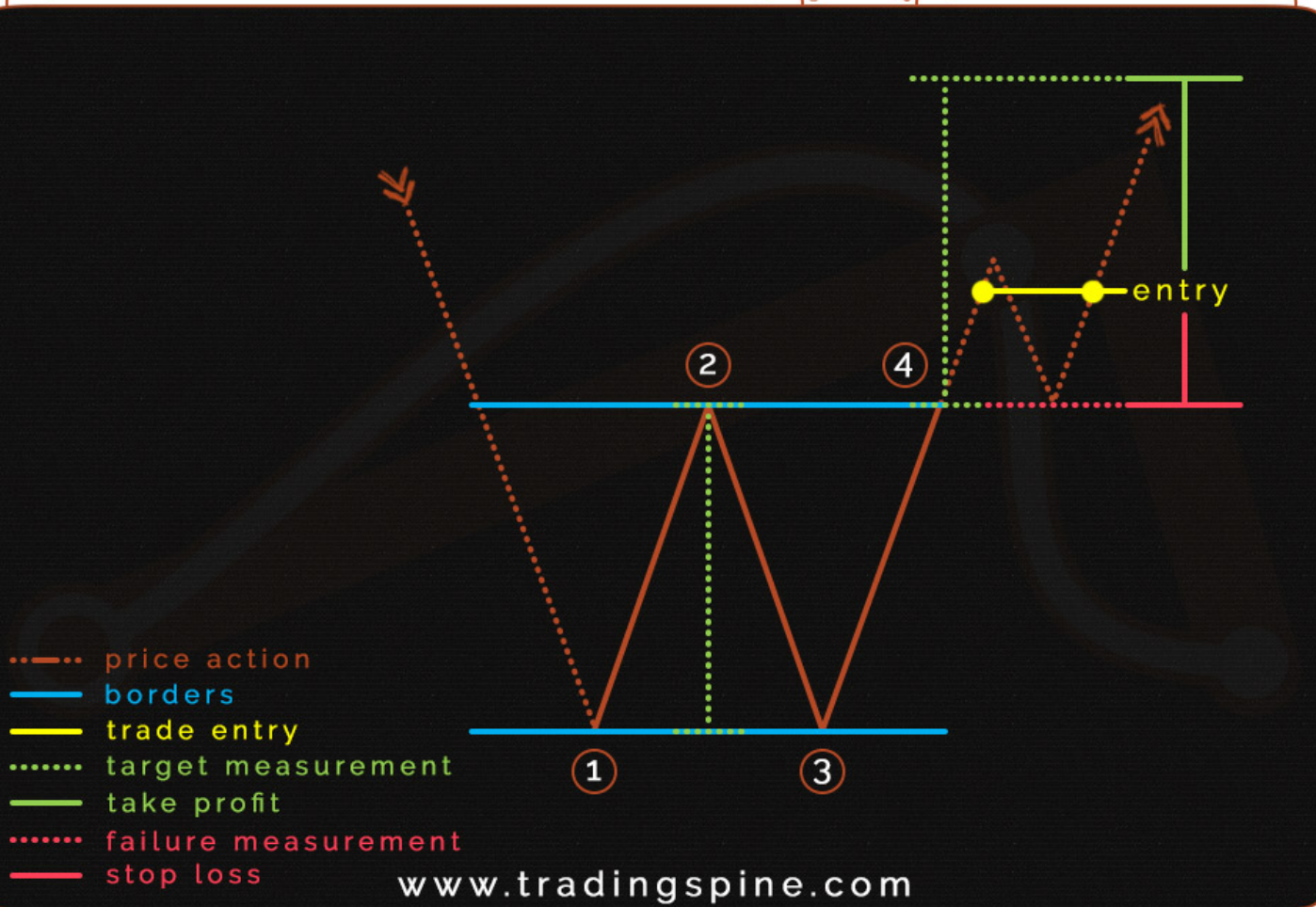
COMMON TERM

Medium - Long

VISIT THIS PATTERN'S PAGE
ON OUR WEBSITE FOR MORE
DETAILED INFORMATION

DOUBLE BOTTOM

ILLUSTRATION



BULLISH SYMMETRICAL TRIANGLE

HEAD AND SHOULDERS

FALLING WEDGE

BULLISH FLAG

DOUBLE TOP

HOW TO DIFFERENTIATE PATTERNS

BEARISH SYMMETRICAL TRIANGLE

INVERSE HEAD AND SHOULDERS

RISING WEDGE

BEARISH FLAG

DOUBLE BOTTOM

USEFUL LINKS

ASCENDING TRIANGLE

CUP AND HANDLE

BULLISH RECTANGLE

BULLISH PENNANT

TRIPLE TOP

CHECK OUR FOREX TRADING TOOLKIT (25 TOOLS)

DESCENDING TRIANGLE

INVERSE CUP AND HANDLE

BEARISH RECTANGLE

BEARISH PENNANT

TRIPLE BOTTOM

SEE ILLUSTRATION

CURRENCY

AUD/USD

TIME FRAME

D1

BREAKOUT

10-Sep-2013

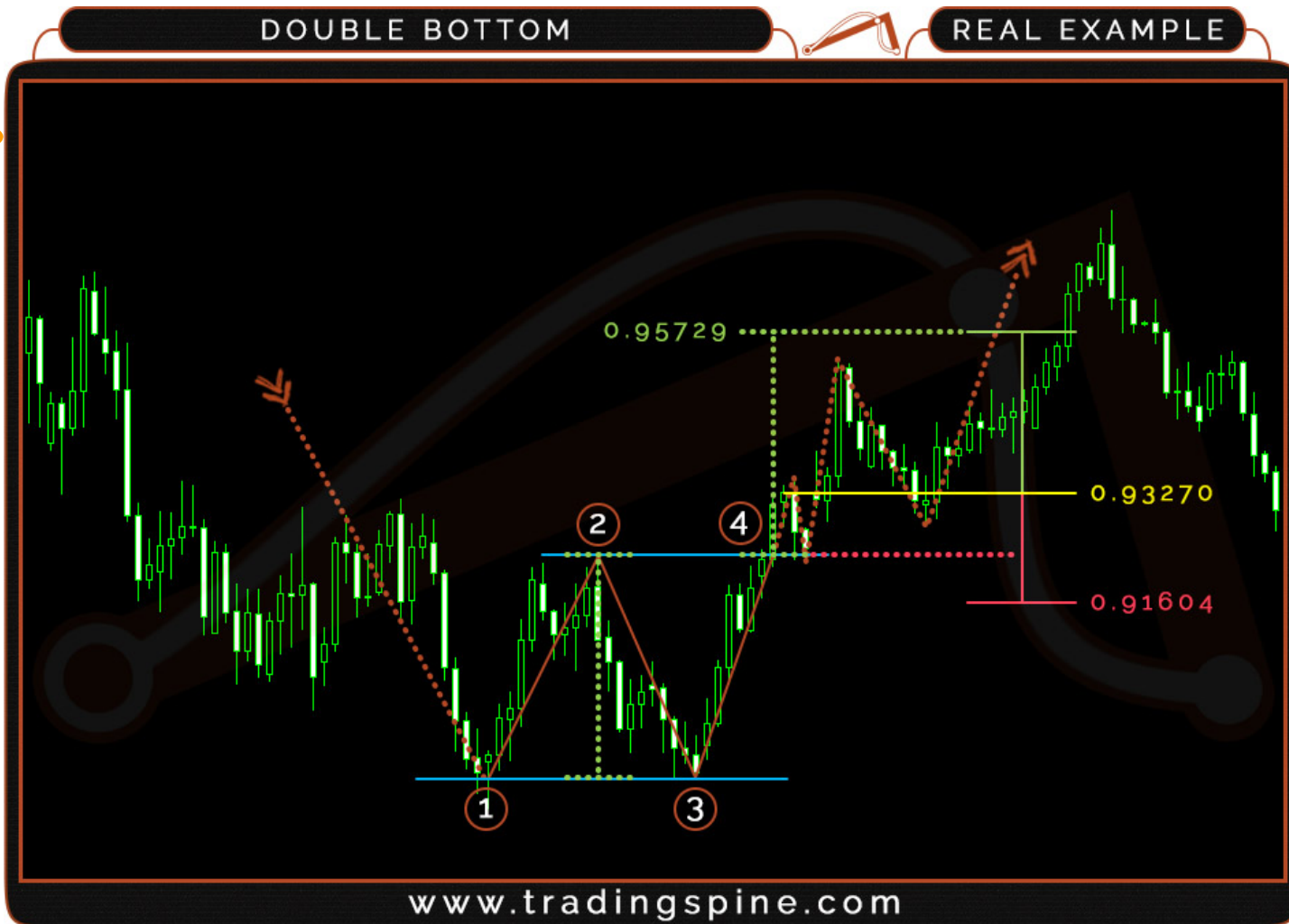
BROKER / PLATFORM

XM / MT4

VISIT THIS PATTERN'S PAGE
ON OUR WEBSITE FOR MORE
DETAILED INFORMATION

DOUBLE BOTTOM

REAL EXAMPLE



BULLISH SYMMETRICAL TRIANGLE

HEAD AND SHOULDERS

FALLING WEDGE

BULLISH FLAG

DOUBLE TOP

HOW TO DIFFERENTIATE PATTERNS

BEARISH SYMMETRICAL TRIANGLE

INVERSE HEAD AND SHOULDERS

RISING WEDGE

BEARISH FLAG

DOUBLE BOTTOM

USEFUL LINKS

ASCENDING TRIANGLE

CUP AND HANDLE

BULLISH RECTANGLE

BULLISH PENNANT

TRIPLE TOP

CHECK OUR FOREX TRADING TOOLKIT (25 TOOLS)

DESCENDING TRIANGLE

INVERSE CUP AND HANDLE

BEARISH RECTANGLE

BEARISH PENNANT

TRIPLE BOTTOM

SEE REAL EXAMPLE

DIRECTION

Reversal

TYPE

Bearish

OCCURRENCE

Low

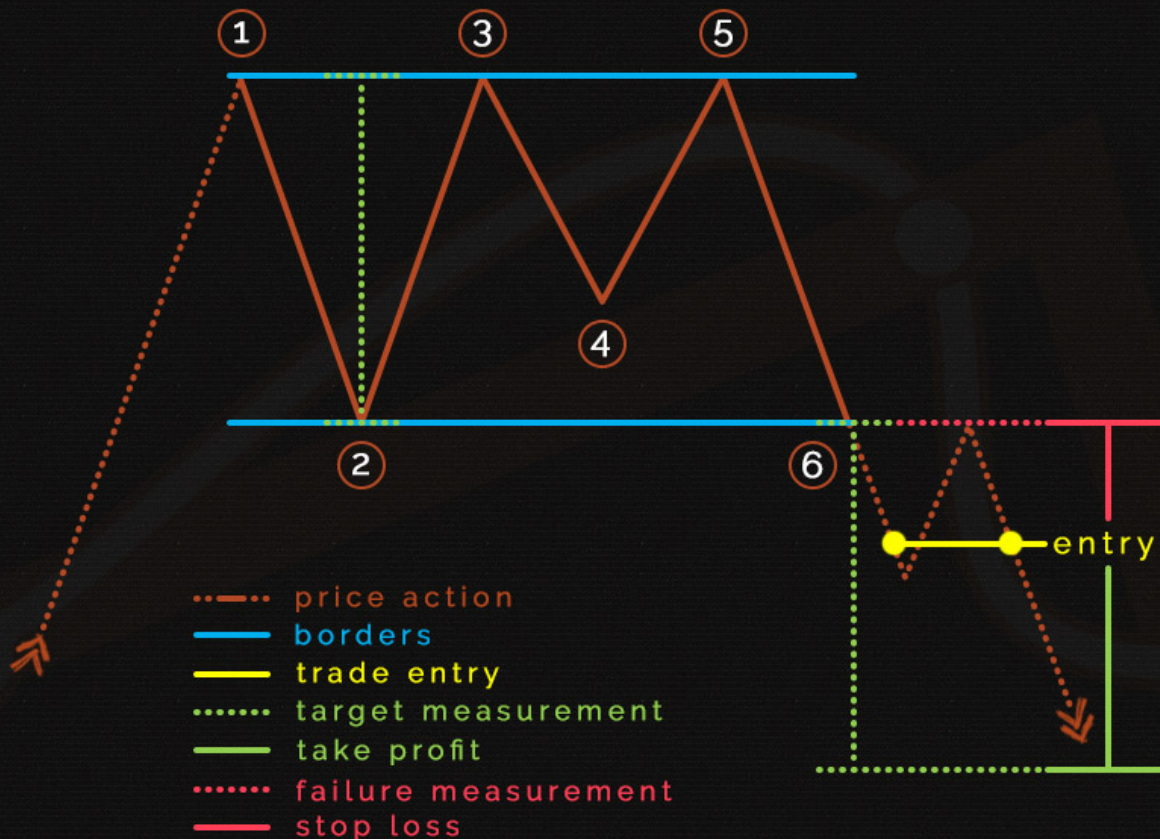
COMMON TERM

Medium - Long

VISIT THIS PATTERN'S PAGE
ON OUR WEBSITE FOR MORE
DETAILED INFORMATION

TRIPLE TOP

ILLUSTRATION



www.tradingspine.com

BULLISH SYMMETRICAL TRIANGLE

HEAD AND SHOULDERS

FALLING WEDGE

BULLISH FLAG

DOUBLE TOP

HOW TO DIFFERENTIATE PATTERNS

BEARISH SYMMETRICAL TRIANGLE

INVERSE HEAD AND SHOULDERS

RISING WEDGE

BEARISH FLAG

DOUBLE BOTTOM

USEFUL LINKS

ASCENDING TRIANGLE

CUP AND HANDLE

BULLISH RECTANGLE

BULLISH PENNANT

TRIPLE TOP

CHECK OUR FOREX TRADING TOOLKIT (25 TOOLS)

DESCENDING TRIANGLE

INVERSE CUP AND HANDLE

BEARISH RECTANGLE

BEARISH PENNANT

TRIPLE BOTTOM

SEE ILLUSTRATION

CURRENCY

GBP/USD

TIME FRAME

D1

BREAKOUT

24-Jan-2013

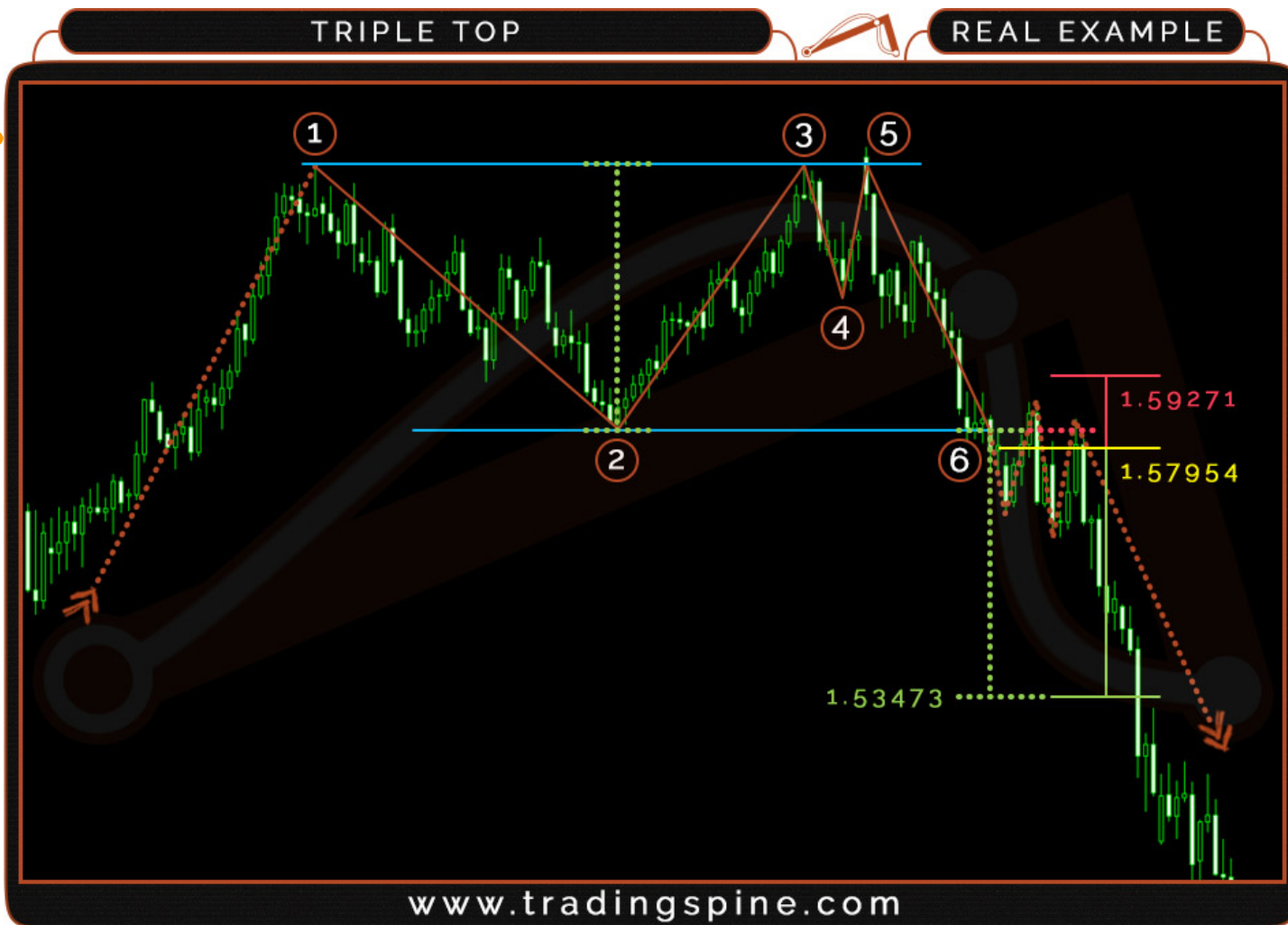
BROKER / PLATFORM

XM / MT4

VISIT THIS PATTERN'S PAGE
ON OUR WEBSITE FOR MORE
DETAILED INFORMATION

TRIPLE TOP

REAL EXAMPLE



BULLISH SYMMETRICAL TRIANGLE

HEAD AND SHOULDERS

FALLING WEDGE

BULLISH FLAG

DOUBLE TOP

HOW TO DIFFERENTIATE PATTERNS

BEARISH SYMMETRICAL TRIANGLE

INVERSE HEAD AND SHOULDERS

RISING WEDGE

BEARISH FLAG

DOUBLE BOTTOM

USEFUL LINKS

ASCENDING TRIANGLE

CUP AND HANDLE

BULLISH RECTANGLE

BULLISH PENNANT

TRIPLE TOP

CHECK OUR FOREX TRADING TOOLKIT (25 TOOLS)

DESCENDING TRIANGLE

INVERSE CUP AND HANDLE

BEARISH RECTANGLE

BEARISH PENNANT

TRIPLE BOTTOM

SEE REAL EXAMPLE

DIRECTION

Reversal

TYPE

Bullish

OCCURRENCE

Low

COMMON TERM

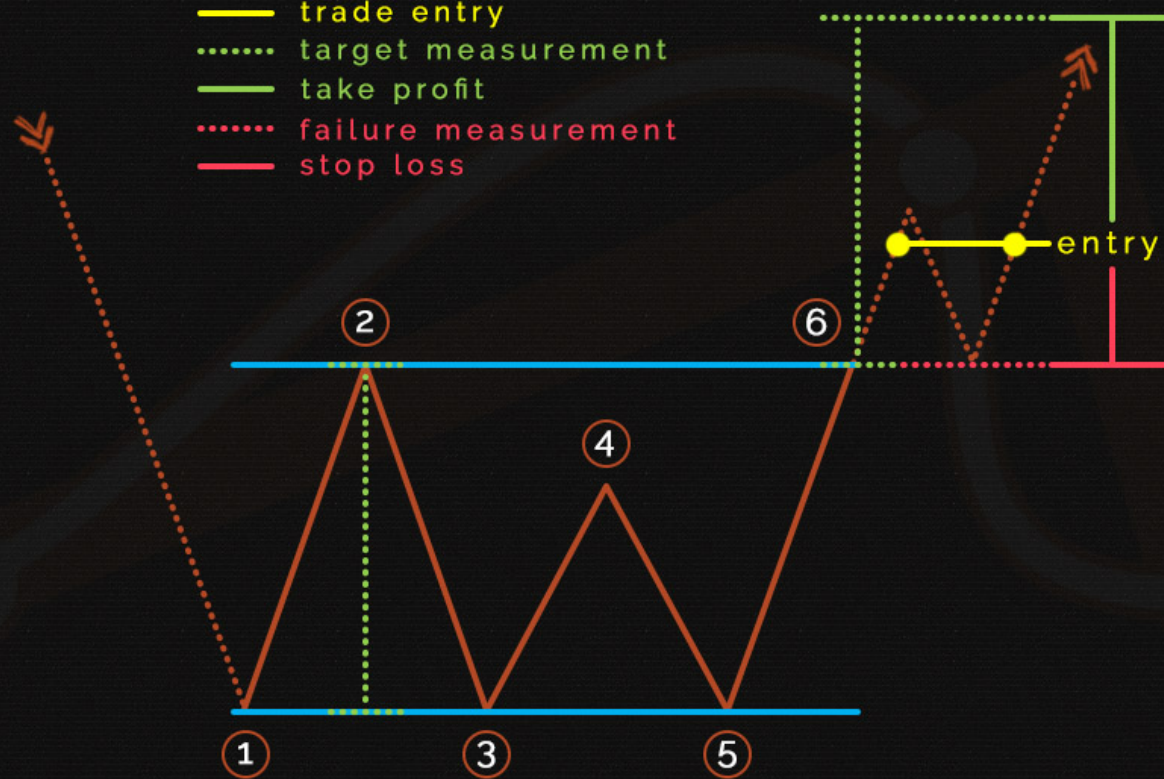
Medium - Long

VISIT THIS PATTERN'S PAGE
ON OUR WEBSITE FOR MORE
DETAILED INFORMATION

TRIPLE BOTTOM

ILLUSTRATION

- price action
- borders
- trade entry
- target measurement
- take profit
- failure measurement
- stop loss



www.tradingpine.com

BULLISH SYMMETRICAL TRIANGLE

HEAD AND SHOULDERS

FALLING WEDGE

BULLISH FLAG

DOUBLE TOP

HOW TO DIFFERENTIATE PATTERNS

BEARISH SYMMETRICAL TRIANGLE

INVERSE HEAD AND SHOULDERS

RISING WEDGE

BEARISH FLAG

DOUBLE BOTTOM

USEFUL LINKS

ASCENDING TRIANGLE

CUP AND HANDLE

BULLISH RECTANGLE

BULLISH PENNANT

TRIPLE TOP

CHECK OUR FOREX TRADING TOOLKIT (25 TOOLS)

DESCENDING TRIANGLE

INVERSE CUP AND HANDLE

BEARISH RECTANGLE

BEARISH PENNANT

TRIPLE BOTTOM

SEE ILLUSTRATION

CURRENCY

USD/JPY

TIME FRAME

D1

BREAKOUT

14-Nov-2016

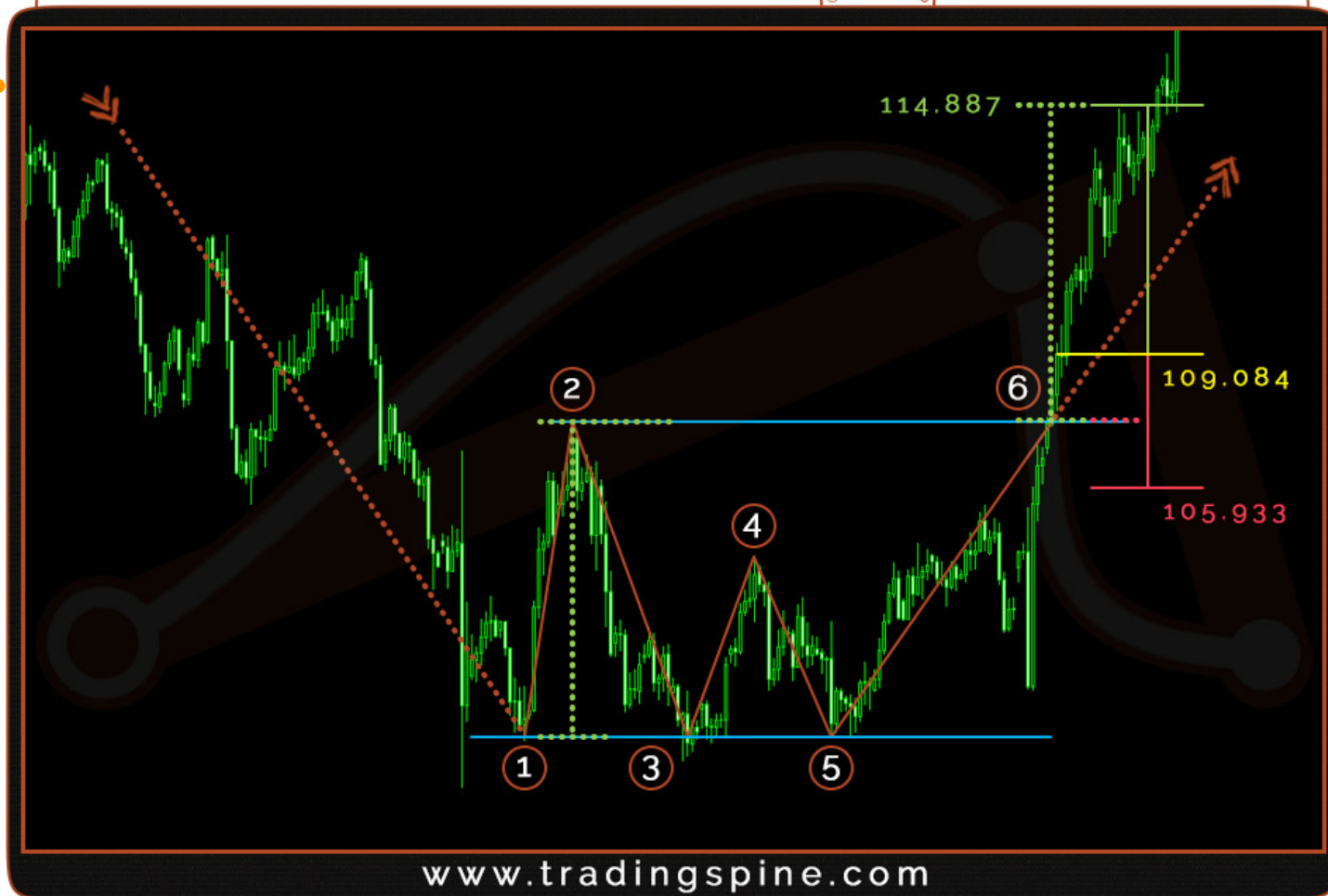
BROKER / PLATFORM

Oanda / MT4

VISIT THIS PATTERN'S PAGE ON OUR WEBSITE FOR MORE DETAILED INFORMATION

TRIPLE BOTTOM

REAL EXAMPLE





lets collect the patterns' characteristics in one table, shall we ?

PATTERN	DIRECTION	TYPE	OCCURRENCE	TERM
SYMMERTRICAL TRIANGLE	continuation	bullish - bearish	high	medium - long
ASCENDING TRIANGLE	continuation	bullish	medium	medium - long
DESCENDING TRIANGLE	continuation	bearish	medium	medium - long
HEAD AND SHOULDERS	reversal	bearish	low	medium - long
INVERSE HEAD AND SHOULDERS	reversal	bullish	low	medium - long
CUP AND HANDLE	continuation	bullish	low	long
INVERSE CUP AND HANDLE	continuation	bearish	low	long
FALLING WEDGE	neutral	bullish	medium	medium - long
RISING WEDGE	neutral	bearish	medium	medium - long
RECTANGLE	continuation	bullish - bearish	medium	medium - long
FLAG	continuation	bullish - bearish	high	short - medium
PENNANT	continuation	bullish - bearish	high	short - medium
DOUBLE TOP	reversal	bearish	high	medium - long
DOUBLE BOTTOM	reversal	bullish	high	medium - long
TRIPLE TOP	reversal	bearish	low	medium - long
TRIPLE BOTTOM	reversal	bullish	low	medium - long

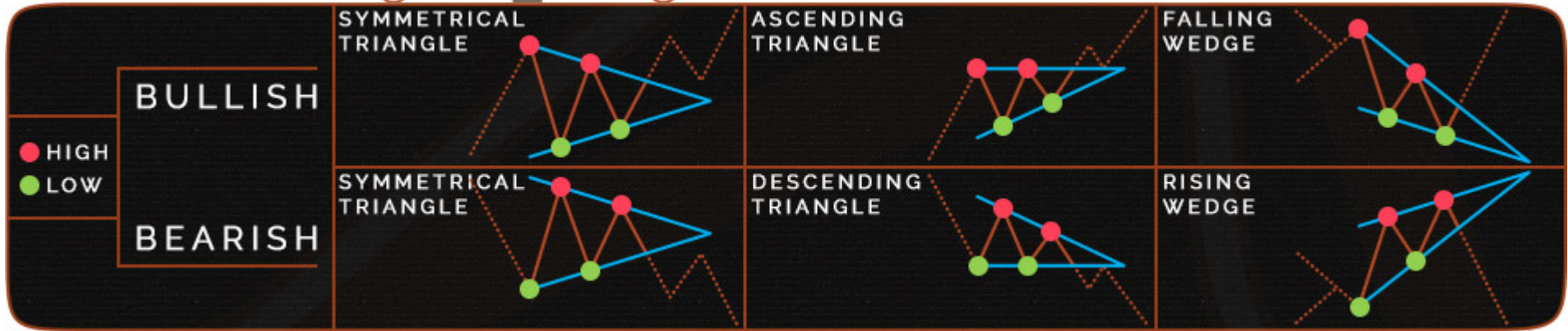
and lets collect the targets
and stop-loss measurements
for all the patterns



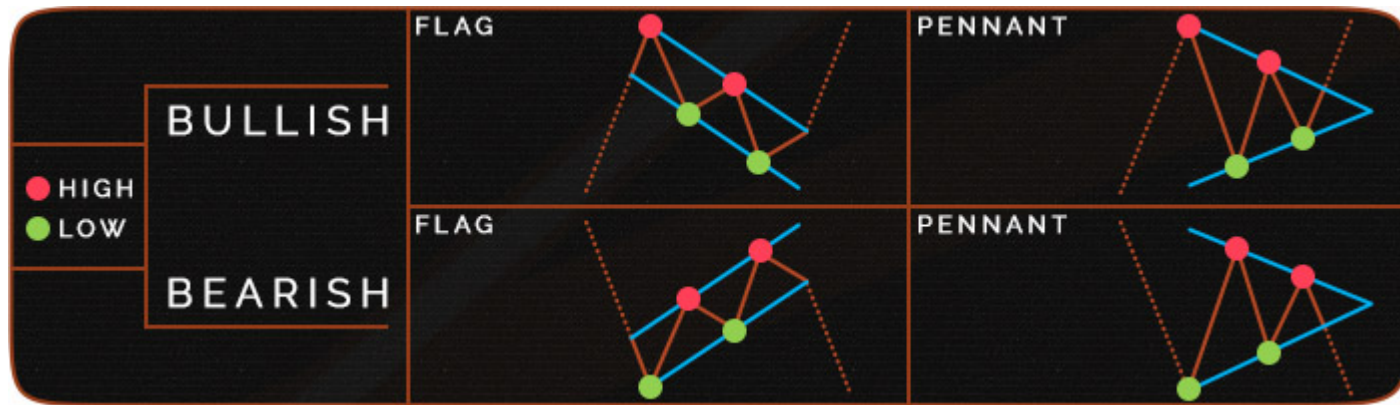
PATTERN	TARGET	FAILURE (SL1)	FAILURE (SL2)
SYMMERTRICAL TRIANGLE ASCENDING TRIANGLE DESCENDING TRIANGLE	distance of the first swing, applied from breakout rate	border's breakout rate	last touch to the border opposite to the breakout border
HEAD AND SHOULDERS INVERSE HEAD AND SHOULDERS	distance from head's peak to neckline, applied from breakout rate	neckline's breakout rate	right shoulder's peak
CUP AND HANDLE INVERSE CUP AND HANDLE	distance from cup's peak to the rate connecting the cup to its handle, applied from breakout rate	cup's surface breakout rate	handle's peak
FALLING WEDGE RISING WEDGE	distance from first touch to intersection with the opposite border, applied from breakout rate	border's breakout rate	last touch to the border opposite to the breakout border
RECTANGLE DOUBLE TOP DOUBLE BOTTOM TRIPLE TOP TRIPLE BOTTOM	distance from upper to lower border, applied from breakout rate	border's breakout rate	n/a
FLAG	distance of the pole, applied from flag's lowest low (highest high for bearish)	flag's lowest low (highest high for bearish)	n/a
PENNANT	distance of the pole, applied from pennant's breakout rate	pennant's lowest low (highest high for bearish)	n/a



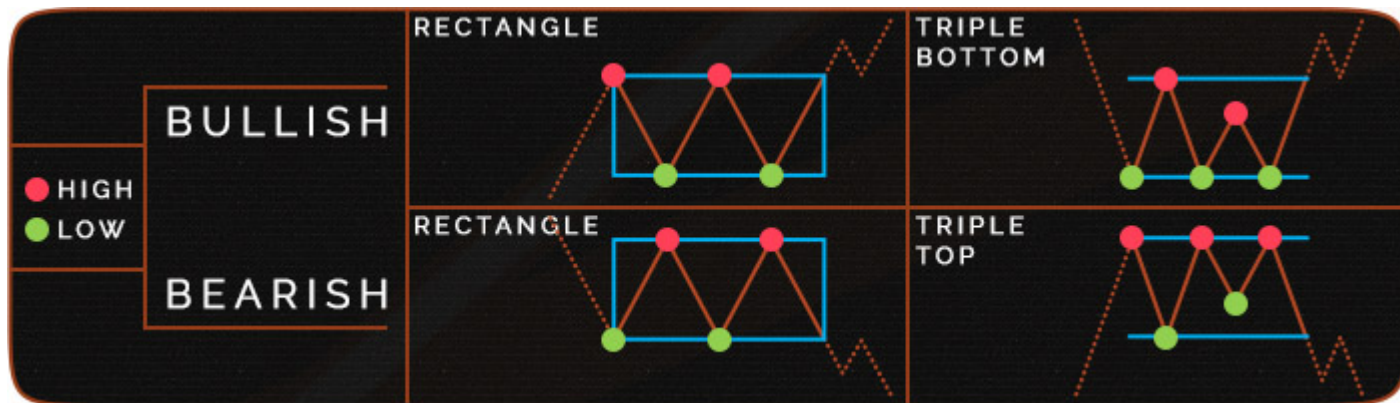
and know how to differentiate similar looking patterns using highs & lows



PATTERN	HIGHS / LOWS
SYMMERTRICAL TRIANGLES	lower highs, higher lows
ASCENDING TRIANGLES	equal highs, higher lows
DESCENDING TRIANGLES	equal lows, lower highs
FALLING WEDGES	lower highs, lower lows
RISING WEDGES	higher highs, higher lows



PATTERN	HIGHS / LOWS
BULLISH FLAGS	pole followed by lower highs, lower lows
BEARISH FLAGS	pole followed by higher highs, higher lows
PENNANTS	pole followed by lower highs, higher lows



PATTERN	HIGHS / LOWS
RECTANGLES	equal highs and lows
TRIPLE TOPS	equal highs, unequal lows
TRIPLE BOTTOMS	equal lows, unequal highs



If you didn't read our FREE eBook already, download or read it online on our website

EDUCATIONAL MATERIAL	DOWNLOAD FROM OUR WEBSITE
FOREX CHART PATTERNS EBOOK	https://www.tradingspine.com/download/forex-chart-patterns-in-depth-ebook-download.php
FOREX CHART PATTERNS CHEAT SHEET	https://www.tradingspine.com/articles/chart-patterns/forex-chart-patterns-cheat-sheet.php

PATTERN	URL ON OUR WEBSITE
SYMMERTRICAL TRIANGLE (bullish & bearish)	https://www.tradingspine.com/articles/chart-patterns/symmetrical-triangle.php
ASCENDING TRIANGLE	https://www.tradingspine.com/articles/chart-patterns/ascending-triangle.php
DESCENDING TRIANGLE	https://www.tradingspine.com/articles/chart-patterns/descending-triangle.php
HEAD AND SHOULDERS (+inverse)	https://www.tradingspine.com/articles/chart-patterns/head-and-shoulders.php
CUP AND HANDLE (+inverse)	https://www.tradingspine.com/articles/chart-patterns/cup-and-handle.php
WEDGE (falling & rising)	https://www.tradingspine.com/articles/chart-patterns/wedge.php
RECTANGLE (bullish & bearish)	https://www.tradingspine.com/articles/chart-patterns/rectangle.php
FLAG (bullish & bearish)	https://www.tradingspine.com/articles/chart-patterns/flag.php
PENNANT (bullish & bearish)	https://www.tradingspine.com/articles/chart-patterns/pennant.php
DOUBLE TOP & DOUBLE BOTTOM	https://www.tradingspine.com/articles/chart-patterns/double-top-and-double-bottom.php
TRIPLE TOP & TRIPLE BOTTOM	https://www.tradingspine.com/articles/chart-patterns/triple-top-and-triple-bottom.php

We hope this sheet added to your Forex trading knowledge and performance, please don't hesitate to contact us if you have any questions, corrections, or suggestions.

MAY THE MARKET BE WITH YOU!



TOOLS FAMILY	LINK TO OVERVIEW URL ON OUR WEBSITE
MONEY MANAGEMENT (4 tools)	https://www.tradingspine.com/overview/forex-money-management-tools-overview.php
TRADING MANAGEMENT (8 tools)	https://www.tradingspine.com/overview/forex-trading-management-tools-overview.php
HARMONIC PATTERNS (10 tools)	https://www.tradingspine.com/overview/harmonic-patterns-trading-tools-overview.php
HISTORY KEEPING (3 tools)	https://www.tradingspine.com/overview/forex-history-keeping-tools-overview.php