



Creating an Annotated Bibliography

NHD

An annotated bibliography is required for *all* categories



- It should contain all sources that provided usable information or new perspectives in preparing your entry.
- You should list only those sources that contributed to the development of your entry.
- Sources of visual materials and oral interviews must be included.
- The annotations for each source must explain how the source was used and how it helped you understand your topic.
- It should be sorted into two categories—primary and secondary sources—with each category being alphabetized by entry.
- It should be done in MLA format with hanging indentations and double spacing



Read the Annotated Bibliography page at the NHD site

You can use the following URL address...


<http://www.nhd.org/AnnotatedBibliography.htm>

Or...

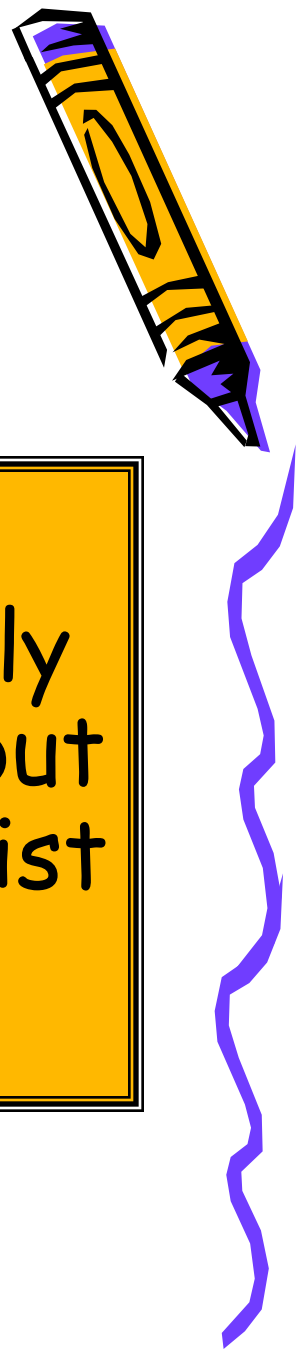
- You can pull up the NHD site
- Go to the contest drop down menu
- Click on annotated bibliography

Don't forget to check out the links at the bottom of the page

<http://www.nhd.org/AnnotatedBibliographyLinks.htm>



Setting up your NHD Annotated Bibliography



Only list items which you actually use; if you looked at a source but it didn't help you at all, don't list it in your bibliography.



Setting up your NHD Annotated Bibliography

- Create a word document just for your annotated bibliography.
- See the examples for how to format the bibliography.
- Use Arial, Times, or any easily read font. Do not use decorative or fancy fonts. Entries are done in 12 font.
- Divide into two sections and label - Primary Sources and Secondary Sources
- Double Space all entries and use hanging indents.

Your NHD Title (14 font)
Annotated Bibliography (14 font)
Your full name (12 font)

Primary Sources:


Secondary Sources:



George Washington: A Leader of Intelligence

Annotated Bibliography

Jane Doe



Primary Sources:

Duer, William. "William Duer to George Washington." The Papers of George Washington Documents. 28 Jan 1777. 6 Feb 2009

<<http://gwpapers.virginia.edu/documents/revolution/duer/duer1.html>>.

Washington relied on William Duer of New York to gather intelligence. He wrote to Washington about setting up a spy network after the Continental army set up headquarters at Morristown, New Jersey, in early 1777. I used this to support my thesis that Washington was a master spy and that this helped us win the Revolutionary War.

This is called a hanging indent



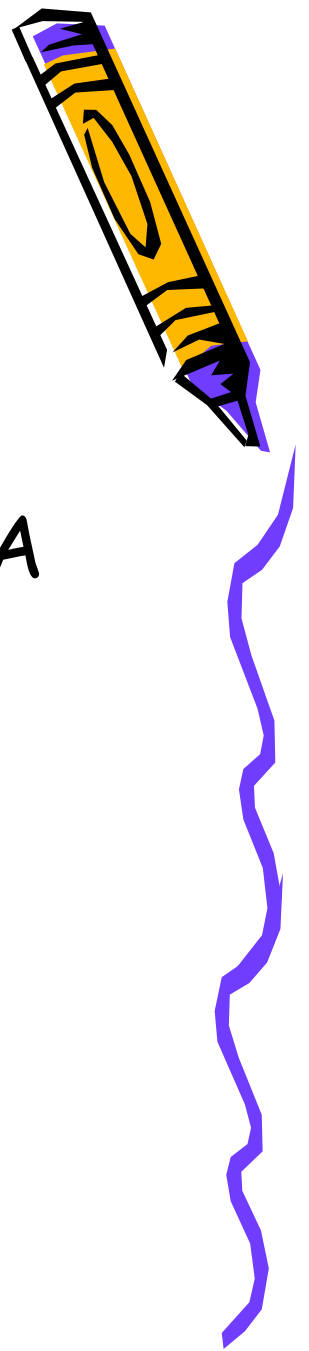
Secondary Sources:

Allen, Thomas B.. George Washington, Spymaster: How the Americans Outspied the British and Won the Revolutionary War. New York : National Geographic Children's Books , 2004.

This interesting book about Washington's spying during the Revolutionary War helped me find primary sources for my quotations and led me to other documents. It also provided ciphers to use in my project. I used some of the code to show how they communicated.



Citation Machine



Over the years most of my students have learned to use this online MLA format template to do their citations. Use the hotlist link and bring up Son of Citation Machine

<http://www.citationmachine.net/>



Citation Machine



Citation Machine

Serving Students & Teachers
K-12, College, & University

MLA

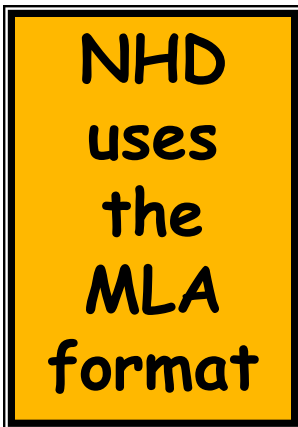
APA

Turabian

Chicago

Citation Machine is an interactive web tool designed to assist **high school, college, and university students**, their teachers, and independent researchers in their effort to respect other people's intellectual properties. To use Citation Machine, simply...

1. Click the citation format you need and then the type of resource you wish to cite,
2. Complete the Web form that appears with information from your source, and
3. Click **Make Citations** to generate standard bibliographic and in-text citations.



1. Click the citation format you need and then the type of resource you wish to cite,
2. Click on the type of source that you are citing—see box to right.
3. Complete the Web form that appears with information from your source, and
4. Click **Make Citations** to generate standard bibliographic and in-text citations.



MLA

More

PRINT

Book - One or more Authors

Encyclopedia or other reference work

Journal Article - One or More Authors

Magazine Article - One or More Authors

NON-PRINT

Internet Journal or Magazine Article - One or More Authors

Online Encyclopedia (Not defined in MLA Handbook)

Encyclopedia (CD-ROM)

Web Document



MLA * WEB DOCUMENT

Author's Last name _____

Author's First name _____

Page Title _____

The title of the specific page, not the web site.

Site Title _____

Publishing or last revision date _____

DD MMM YYYY (spell out May, June, and July)

Organization _____

Date Accessed _____

DD MMM YYYY

URL _____

Include http://

SUBMIT



MLA * BOOK - ONE OR MORE AUTHORS

AUTHOR(S) [+]

Last name _____

First name _____

Title of Book _____

Edition _____

Publishing City _____

Include state or country abbrev if not a commonly known city

Publishing Company _____

Publishing Year _____

YYYY

SUBMIT



So—how do I get my citation to my document?

- Once you've submitted your entry, Citation Machine will format it for you. Then you can copy and paste it into your bibliography. Be sure you copy all of the punctuation and the entire citation.



George Washington: A Leader of Intelligence

Annotated Bibliography

Jane Doe



Primary Sources:

Duer, William. "William Duer to George Washington." The Papers of George Washington Documents. 28 Jan 1777. 6 Feb 2009

<<http://gwpapers.virginia.edu/documents/revolution/duer/duer1.html>>.

Washington relied William Duer of New York to gather intelligence. He wrote to Washington about setting up a spy network after the Continental army set up headquarters at Morristown, New Jersey, in early 1777. I used this to support my thesis that Washington was a master spy and that this helped us win the Revolutionary War.

This is called a hanging indent




Secondary Sources:

Allen, Thomas B.. George Washington, Spymaster: How the Americans Outspied the British and Won the Revolutionary War. New York : National Geographic Children's Books , 2004.

This interesting book about Washington's spying during the Revolutionary War helped me find primary sources for my quotations and led me to other documents. It also provided ciphers to use in my project. I used some of the code to show how they communicated.



So what's an annotation?



Duer, William. "William Duer to George Washington." The Papers of George Washington Documents. 28 Jan 1777. 6 Feb 2009

<<http://gwpapers.virginia.edu/documents/revolution/duer/duer1.html>>.

Washington relied William Duer of New York to gather intelligence. He wrote to Washington about setting up a spy network after the Continental army set up headquarters at Morristown, New Jersey, in early 1777. I used this to support my thesis that Washington was a master spy and that this helped us win the Revolutionary War.

- An annotation normally should be about -3 sentences long. You might be tempted to create page-long annotations to impress people. Don't do it! Lengthy annotations are usually unnecessary and inappropriate, and might be considered an effort to "pad" the bibliography.
- The Contest Rule Book states that the annotations "must explain how the source was used and how it helped you understand your topic." Do not recount what the source said.

