

DeBono's Six Thinking Hats

Creativity in the Classroom

BY

Tanya Hampton and Stephanie Tyler


Rockdale County Schools

thampton@rockdale.k12.ga.us

styler@rockdale.k12.ga.us

What is it?

- *Six Thinking Hats* is a time-tested, proven, and practical thinking tool.
- Provides a framework to help people think clearly and thoroughly
- Directs thinking attention in one direction at a time--white hat facts, green hat creativity, yellow hat benefits, black cautions, red hat feelings, and blue hat process.

- 
- It is suggested that chemical settings in the brain may be different when we are being creative, being positive, being negative, etc.
 - It is best to separate the components of thinking in order to do them properly.
 - There is not one brain setting that is ideal for all types of thinking.

(deBono, 1998)

How is it used?

- A powerful tool that facilitates productive, critical thinking, collaboration, communication, and creativity.
- Enables each person's unique point of view to be included and considered.
- Argument and endless discussion become a thing of the past.
- Thinking becomes more thorough.
- When using the Six Hats, each person thinks with the same hat at the same time- known as parallel thinking.

Calming Egos...

- ▶ We know that our gifted students have a hard time “losing” an argument.
- ▶ With the Six Hats method, arguments are no longer the focus.
- ▶ Students are asked to give a “performance” of a specific type of thinking. This will challenge them- they will try to do it because they won't want to look like they are unable to perform that way.
- ▶ In the course of their thinking, they may uncover ideas that may cause them to change their mind and think more creatively.

DeBono's Six Hats



Blue Hat Thinking- Process

- Thinking about thinking
- What thinking is needed?
- Organizing the thinking
- Planning for action



White Hat Thinking- Facts

- Information and data
- Neutral and objective
- What do I know?
- What do I need to find out?
- How will I get the information I need?



Green Hat Thinking - Creativity

- Ideas, alternative, possibilities
- Provocation - "PO"
- Solutions to black hat problems



Yellow Hat Thinking- Benefits

- Positives, plus points
- Logical reasons are given.
- Why an idea is useful



Black Hat Thinking - Cautions

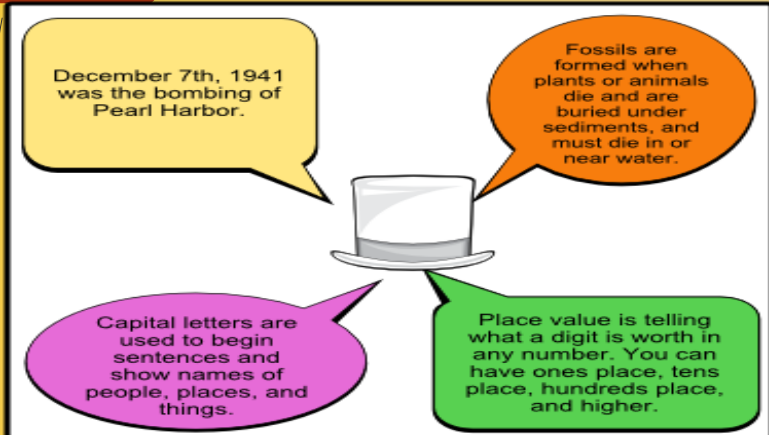
- Difficulties, weaknesses, dangers
- Logical reasons are given.
- Spotting the risks



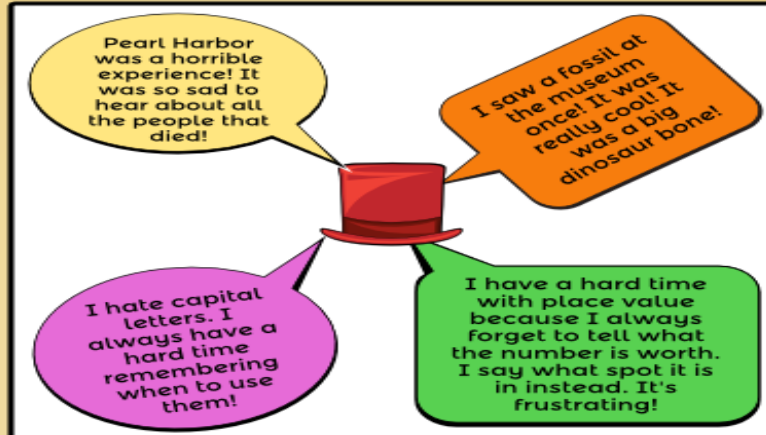
Red Hat Thinking – Feelings

- Intuition, hunches, gut instinct
- My feelings right now.
- Feelings can change.
- No reasons are given.

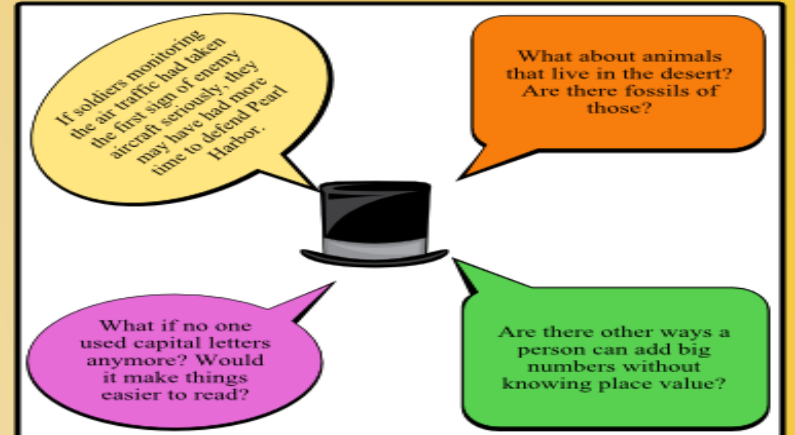
What does it sound like?



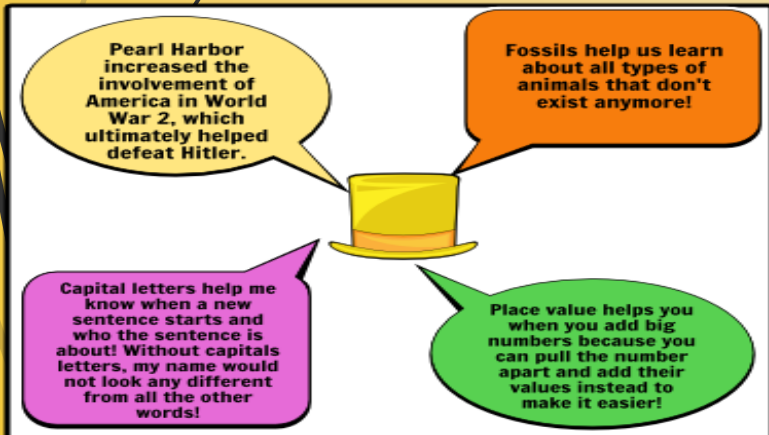
The White Hat statement represents facts without interpretation.



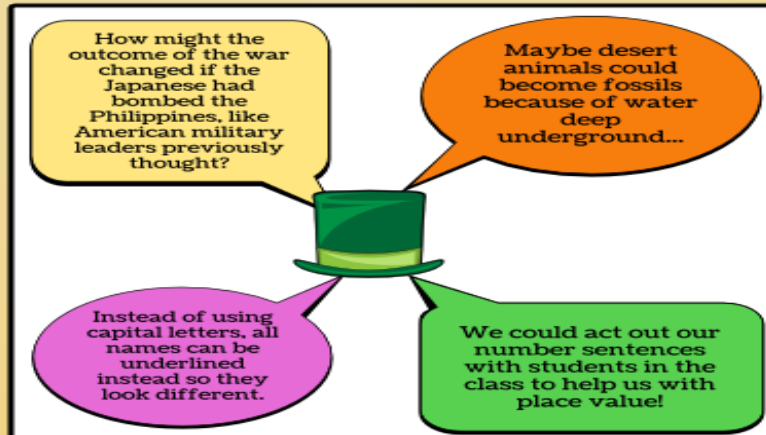
The Red Hat represents the emotional response. The emotion can apply either to the speaker or the subject of the statement. The Red Hat makes feelings visible and legitimizes the emotion.



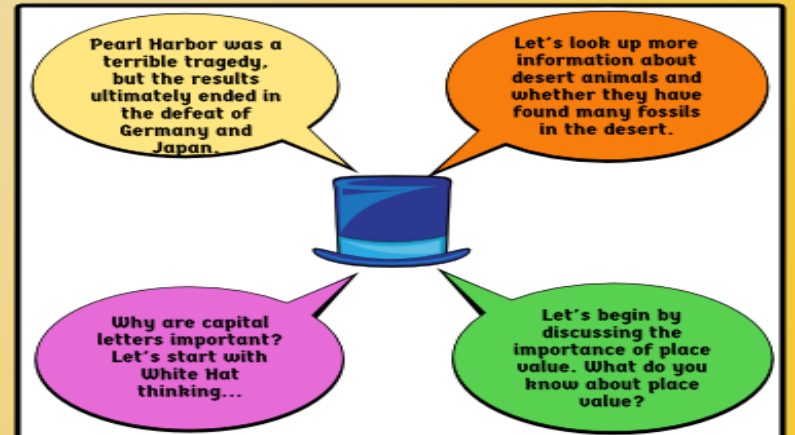
The Black Hat is the critical thinking and looks at "What's wrong with this picture?" It needs to be truthful and factual without judgment. Black hat is not concerned with problem solving- only with pointing out the problem. "Devil's Advocate"



The Yellow hat, opposite of the Black hat, puts forth the benefits of the idea. In the case of a new idea, the Yellow Hat should always go before the Black Hat. The positive role.



The Green Hat is for creative thinking and new ideas. This is the place to encourage "out of the box" thinking.




The Blue Hat manages the process of the discussion and thinking. It sets the rules at the beginning and provides the summaries and conclusions at the end. "The Boss".



DeBono's Six Hats in action...

(8:02)



Putting it into practice...

- Look at the ticket you received when you came in. There will be a number on the back. Find the corresponding sign on the walls and go to that number.
- With your groups, you will be using the Six Thinking Hats to think creatively about a scenario. You will use the chart paper and markers to write down the thinking your group members did. Divide your paper into 5 sections.
- Presenters will be the blue hats. They will move the discussion along. Listen for the bell to signal the end of one type of thinking and the transition to the next type of thinking.
- Remember, only one type of thinking should be done at a time (parallel thinking). All thoughts should be accepted and recorded.



Your scenario

Wheelchairs are free.

References

- The Revolutionary Nature of Six Thinking Hats & Parallel Thinking by Edward de Bono
- www.deBonoForSchools.com
 - Six Thinking Hats Classroom Activity (free download)
- www.tpet.co.uk (6 Hats Thinking Cube)

thampton@rockdale.k12.ga.us

styler@rockdale.k12.ga.us