



# Bridging Work

---

Criminology  
Plymstock School



# There are two Controlled Assessments in Criminology and two Examinations

Students sit two exams at the end of Year 13. In addition there are two controlled assessments which are carried out in June/July of year 12 and February/March of year 13. The examinations are on Unit 2 and Unit 4. The controlled assessments are on Unit 1 and Unit 3.

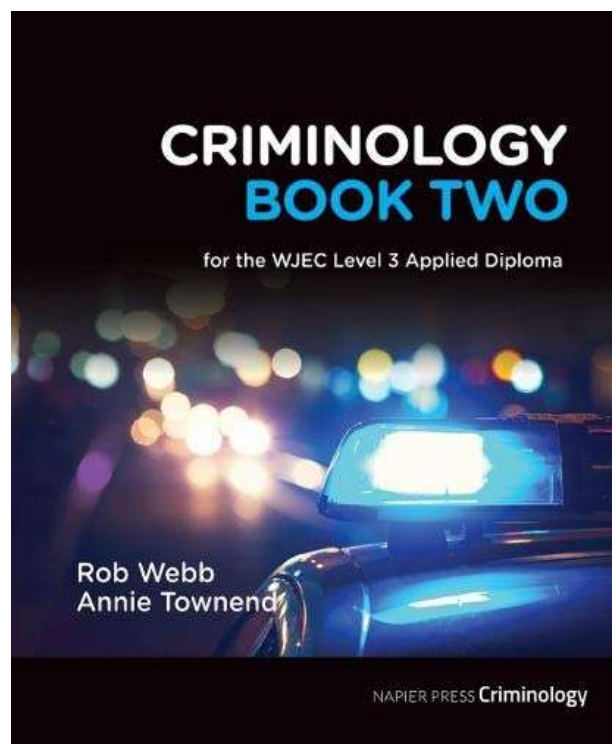
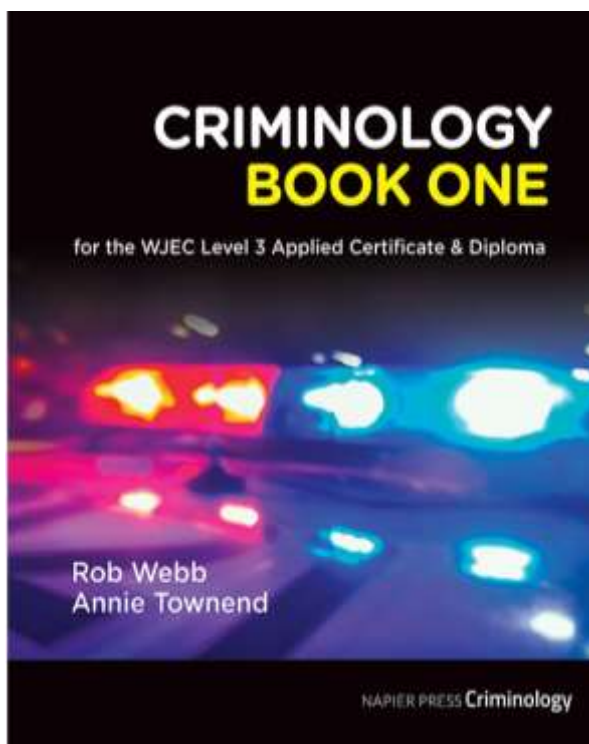
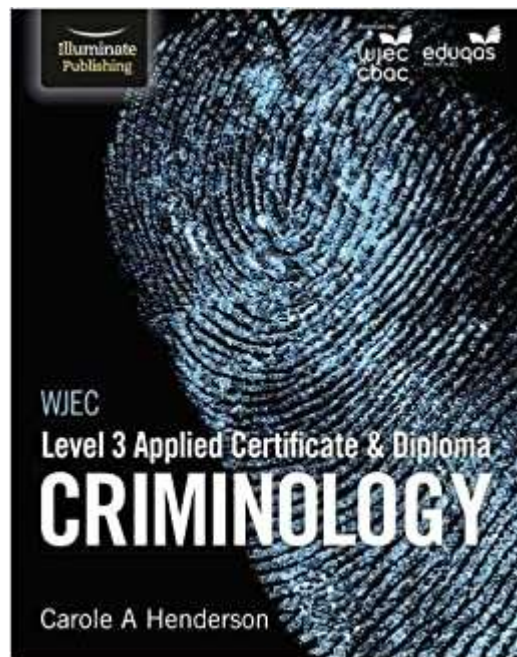
These are the topics we cover:

Unit 1 Changing Awareness of crime	Unit 2 Criminological Theories	Unit 3 Crime Scene to Court Room	Unit 4 Crime and Punishment
Controlled Assessment 25% of your grade	Exam Paper 25% of your grade	Controlled Assessment 25% of your grade	Exam Paper 25% of your grade



## TEXTBOOKS

Some of you have asked about textbooks. You will be given the first one by Henderson in September, but if you want to buy your own, I recommend the other two from Napier Press





# Websites to help you

- **Websites:**

- WJEC Specification –
- <https://www.wjec.co.uk/media/ievn4ihq/applied-certificate-in-criminology-specification-from-2015.pdf>
- Work books to go with the Napier Press Books –
- <https://criminology.uk.net/free-student-workbooks/>



# Criminology...

- An understanding of criminology is relevant to many job roles within the criminal justice sector, social and probation work and sociology and psychology.
- WJEC Level 3 Applied Certificate in Criminology is a qualification with elements of psychology, law and sociology that complements studies in humanities.
- This is an Applied General qualification. This means it is designed primarily to support learners progressing to university.
- It has been designed to offer exciting and interesting experiences that focus learning for 16-19 year-old learners and adult learners through applied learning, i.e. through the acquisition of knowledge and understanding in purposeful contexts linked to the criminal justice system.
- *(Taken from the specification)*



# **Task 1**

**There are a lot of key terms that you need to know and to make sure you write great essays! These are the basics:**

**Define the following key terms:**

1. Norms
2. Values
3. Crime
4. Deviance
5. Law
6. Social Control
7. Culture
8. Labelling
9. Criminals
10. Subcultures
11. The Criminal Justice System
12. Moral Panics
13. The Crime Survey of England and Wales
14. The National Crime Agency

The following websites might help you, but you can search for others too:

<https://www.tutor2u.net/sociology>

<https://revisesociology.com/>

<https://www.sparknotes.com/sociology/glossary/terms/>

**For each of the key terms add a picture and an example to go with them**



## **Task 2:**

As a criminology student you will also be expected to keep up to date with the news and current events – research a crime that interests you!

1. Explain what why that particular issue (what interests you about it?)
2. Create a media collage of articles on your issue and annotate them
3. What laws deal with your issue? Name and explain them! How successful are they?
4. Include a famous example.





## **Task 3:**

Draw a model of how you would deal with crime in society (use shapes / key words / images where possible)

Provide a written explanation of your work (**at least** a side of A4) to explain what you have done.

Include what you see as the main issues/ problems/ solutions you feel as a society we face and why!



## **Task 4:**

**Watch the following episode of 24 Hours in Police Custody:**

<https://www.youtube.com/watch?v=l1ISeg9FglY>

**PLEASE BE AWARE THAT THERE IS swearing AND controversial material IN THIS EPISODE AS IT IS FILMED IN THE REAL WORLD AND SO PLEASE SKIP THIS ACTIVITY IF YOUR PARENTS WOULD NOT WANT YOU TO WATCH IT – PLEASE CHECK WITH THEM FIRST**

### **Answer the following questions:**

1. How many hours do the police have to charge a suspect?
2. What is the first suspect (the young man Chris) brought into the station accused of?
3. What is the man Michael accused of doing to the old man Peter?
4. What is the man saying he is going to do to his wife the following day?
5. What questions does the Custody Sergeant ask Michael?
6. Has Michael ever been arrested before? What crimes has he committed before?
7. Why does the alarm go off?
8. What language is the police officer speaking to the suspect in?
9. Why does Chris have to be booked in the morning after he was brought into the station?
10. What was the outcome for Chris?
11. What was the Polish suspect brought in for originally?
12. Why do people tell the police things that they would not tell others?
13. How old is Peter?
14. Why do victims retract their statements?
15. What is a CRB check now called? (you will need to research this question)
16. Why do suspects have to take their shoes off before they go in a cell?
17. Why do you think that suspects have the right to a solicitor?
18. What are the bail conditions that Michael Cherry has?
19. Why does the police officer accompany Michael to Peter's?
20. Why are domestics (DV) situations so hard for the police to deal with?

## **Task 5:**

Consider the following images:

Decide whether they portray a crime, deviance or both. Explain your answers.

Think about any scenarios where the behaviour pictured might be acceptable.

Image 1







Image 2



Image 3





Image 4



Image 5



Image 6



Image 7





Image 8





Image 9



Image 10

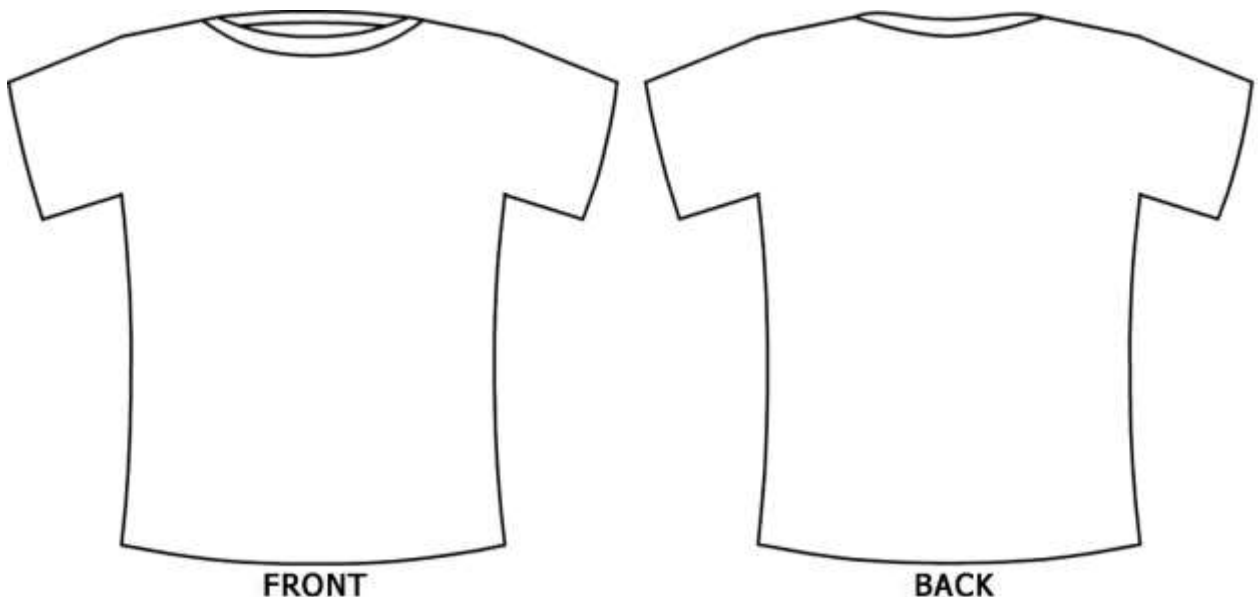
## **Task 6:**

**In your controlled assessment for unit 1 you have to design material to use in a campaign against a crime.**

**In the next few slides you are going to be asked to design different things.**

**Your campaign is going to be about stopping smoking. All of your things you make have to be about stopping smoking. Come up with a campaign name and a logo to use on all of them.**

## **Task 6a Design a t-shirt – use images and a campaign name**



## **Task 6b**

Make a poster that is anti-smoking.

Include images and a campaign name.




## **Task 6c**

Make a wrist band design that is anti-smoking.

Include images and a campaign name.

# Task 7 Criminal or Deviant? - Disney

Who is **criminal**, who is **deviant** or who is **both** in Disney films - *explain why for each one*





# Task 8

**Watch this episode of Real Crime – Justice For Julie and answer the following:**

<https://www.youtube.com/watch?v=Ikrl1edJSmk>

- 1 How long had Julie Hogg's mother battled to get justice for her murdered daughter?
- 2 Why was the killer protected?
- 3 What aroused Julie's mother's suspicions straight away?
- 4 What was the initial reaction of the police to the family's concerns?
- 5 What did the videos of what the police found show?
- 6 What did Julie's mother (Ann) and her son do as Christmas approached?
- 7 What problem was identified when Julie's husband and son went to move back in to the house?
- 8 How many days had it taken for 27 Grange Avenue to reveal its secret?
- 9 How many officers had been present in the house? What evidence did they miss? What did they fail to do?
- 10 What did Cleveland Police do in terms of compensation for the failed search?
- 11 Why did Ann Ming want an apology from the local newspaper?
- 12 The police soon had a prime suspect – who was this and why did they become suspicious of this person? Had he any history of violence?
- 13 Why did the prosecution think they had a strong case?
- 14 How was the media involved at this point?
- 15 How was he able to explain away the evidence?
- 16 How did the failed police search impact on the case?
- 17 What was the name of the 800-year law which meant he could never be tried again for this crime?
- 18 What did the suspect do when he was freed from prison?
- 19 What offer was the suspect made by a national newspaper?
- 20 What did the suspect do and say to his wife a few weeks after being released?
- 21 How did the suspect trace his wife after she ran away with his kids?
- 22 How did the suspect react when he saw an ex girlfriend with another man?
- 23 What was the suspect charged with? What was his sentence?
- 24 How did the police gather new evidence on the suspect?
- 25 What did the suspect admit in interview? How did he say he killed Julie Hogg?
- 26 What was the suspect charged with after his admission? What sentence did he receive?
- 27 What was Julie's family determined to do to get justice for her?
- 28 Who did Julie's family get support from?
- 29 What forms of media does Julie's mother (Ann Ming) use for her campaign?
- 30 What court did Ann Ming indicate she would take her campaign to?
- 31 What politicians did the Mings meet with?
- 32 What other tactics were used to help achieve their aim?
- 33 Were there any celebrities involved? What contribution did they make to the campaign?
- 34 How effective was the campaign in achieving its objective?

# Task 9 – Write a Film Review

- Watch a movie and take notes of both major and minor events and characters. It's a mistake to rely on the power of your memory only, there's always something we overlook or forget.
- Look for details such as the name of the filmmaker and his/her motivation to make that film or documentary work, locations, plot, characterization, historic events that served as an inspiration for the movie (if applicable). Basically, your research should serve to collect information that provides more depth to the review.
- Draft an outline that you will follow to write the review in a concise and cohesive fashion
- Include examples for claims you make about the movie. Where the plot is relevant to criminology, mention an example of a situation or scene when that was evident.
- Analyze the movie after you watch it. Don't start working on the review if you aren't sure you understand the film.
- Evaluate the movie from beginning to an end. Re-watch it, if necessary, if you find some parts confusing. Only when you understand events that happened on the screen will you find it easier to create the review.

**You can choose a film yourself – here are some suggestions – but you can select any film as long as it is about a crime**

***12 Angry Men***

***Bowling for Columbine***

***Shawshank Redemption***

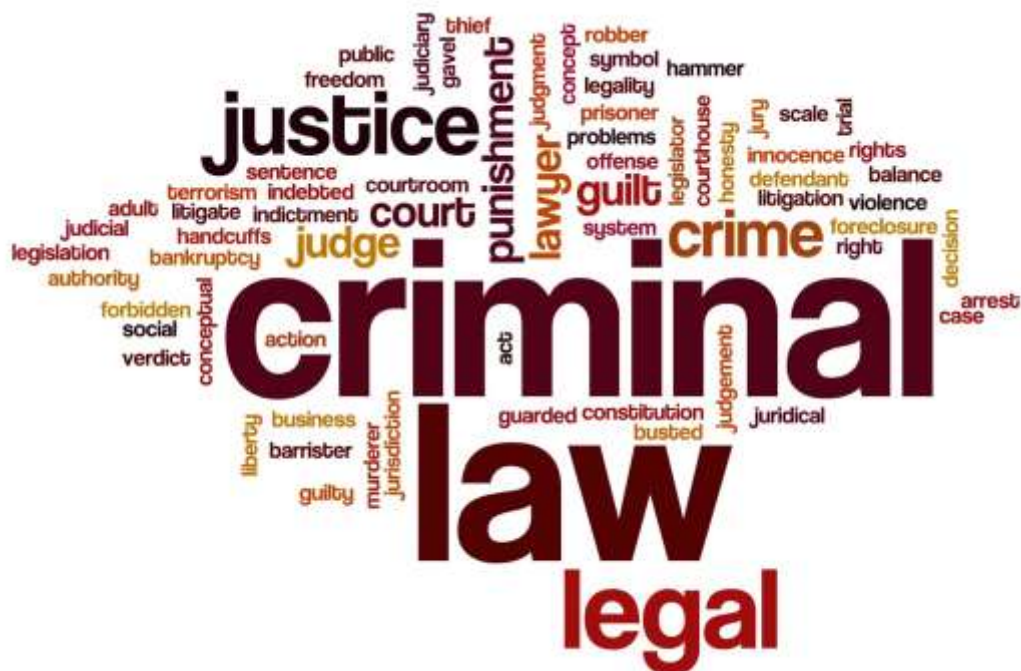
***Dead Man Walking***

## **Task 10:**

Choose a famous criminal.

1. Explain what that criminal did.
2. Look into their background and write a paragraph on any factors that might have influenced them to be a criminal.
3. What punishment/treatment did they receive?
4. What happened to the victim?

This needs to be at least one side of A4 – font size 12.



## **Task 11:**

**Watch any of the documentaries in the BBC series- Love and Hate crime**

**<https://www.bbc.co.uk/programmes/p05r3vw3/episodes/player>**

**Summarise the episode into ten key points**

**Watch as many of these as you want – there are loads!**



# **Task 12:**

**Watch**

**Young gunman Panorama**

<https://www.youtube.com/watch?v=h3O3bh59dRA>

**After you have watched this – write a short speech on why gang/knife crime is a problem in society and what the solutions are.**

***Please check with your parents before you watch this Panorama episode as there is swearing and violence in it***





## **Task 14:**

### **Watch**

**Timothy Evans (10 Rillington Place)**

[https://www.youtube.com/watch?v=YSL\\_zNIxM-k](https://www.youtube.com/watch?v=YSL_zNIxM-k)

***Write a summary of the reasons why he carried out these crime.***

***Also what reasons can you give as to why this situation would not happen in today's society.***



# To finish

- Thank you for reading through all of this. I hope you have found it interesting and that it has inspired you to study criminology in September.
- Remember – email me any questions:
- [LAWilliams@plymstockschool.org.uk](mailto:LAWilliams@plymstockschool.org.uk)

