

CSWA Provider: Program and Tech Review

Jeremy Luchini

Certification Program Manager

SolidWorks Corporation

© Dassault Systèmes | Confidential Information |



 **SOLIDWORKS**



An inside look...CSWA Provider

- How to apply...
- Inside the online testing environment...

Your account login

Your exam credits

Converting your credits to vouchers

Distributing vouchers to students

- Inside the CSWA...





How to apply...

1. Go to <http://www.solidworks.com/cswa> and click on the “CSWA Provider Application” link.
2. Complete the web application.
 - School Name
 - School Address
 - School Website URL
 - SolidWorks License Number
 - Contact Name
 - Contact Email
 - Contact Telephone Number
 - Your SolidWorks Reseller
 - Proposed Date to give the CSWA Exam
 - Proposed number of students to take the CSWA Exam
3. This form is then reviewed by SolidWorks Education and SolidWorks Certification departments to validate the application (including the requirement of the school to be current with their subscription service)
4. Upon approval, the Certification department will create an online testing account for the contact person, based on their email address, and issue a set number of complimentary CSWA exam credits. These credits must be converted to ‘vouchers’ by the contact person then individually distributed by the contact person to each student on test day. The contact person will receive an email from virtualtester.com indicating their login credentials.





Your account login



SolidWorks® Certification Center

Powered by VirtualTester

Login

Recover VirtualTester Password

Download TesterPRO Client

Certified Users

Certified Resellers

Validate Certificate

Sales University Registration

Create VirtualTester Account

Login as Proctor

Support and Contact

Welcome to SolidWorks Certification Center

SolidWorks certifications can be used as a benchmark to measure your knowledge and competency with SolidWorks software. Exams focus on the fundamental skills necessary to ensure your company's overall success using SolidWorks.

For additional information, see [SolidWorks MCAD Certification Program homepage](#).

How to take a Certification Exam?

Certification Exams are available 24x7 by downloading the **Tangix TesterPRO Client** software from the link to the left and install the software on your computer.

For a list of available exams and information on pricing and availability, see [SolidWorks MCAD Certification Program homepage](#).



Pictures courtesy of SolidWorks Design Gallery. Copyrights of the image are owned by their respective owners.



© Dassault Systèmes | Confidential Information |





Your account login

Click here



- Login
- Recover VirtualTester Password
- Download TesterPRO Client
- Certified Users
- Certified Resellers
- Validate Certificate
- Sales University Registration
- Create VirtualTester Account
- Login as Proctor
- Support and Contact

Welcome to SolidWorks Certification Center

SolidWorks certifications can be used as a benchmark to measure your knowledge and competency with SolidWorks software. Exams focus on the fundamental skills necessary to ensure your company's overall success using SolidWorks.

For additional information, see [SolidWorks MCAD Certification Program homepage](#).

How to take a Certification Exam?

Certification Exams are available 24x7 by downloading the **Tangix TesterPRO Client** software from the link to the left and install the software on your computer.

For a list of available exams and information on pricing and availability, see [SolidWorks MCAD Certification Program homepage](#).



Pictures courtesy of SolidWorks Design Gallery. Copyrights of the image are owned by their respective owners.



© Dassault Systèmes | Confidential Information |





Your account login

- Use the login credentials sent by email from virtualtester.com (check spam filters, junk email etc. before claiming you did not receive this email)

Enter email and password to login and access your certificates and exam results.

Email:

Password:

Remember Login:

Login Cancel

Login here

Your account login

- If you already have an account but have forgotten your password, use the “Recover Virtual Tester Password” link on the main portal page (<http://www.virtualtester.com/solidworks>)



Recover Password





Your account with complimentary test credits

- Notice your personal account has a set number of complimentary credits in it.

CERTIFICATES EXAM RESULTS CREDITS / VOUCHERS TEAM INFO

To redeem a VT-Voucher enter the code here:

Redeem Create VT-Vouchers Show Transactions

Balance	Description	Latest Transaction
20	Certified SolidWorks Associate	10/13/2010 2:55 PM

Active Vouchers Redeemed Vouchers

Code	Amount	Description	Tracking Tag	Created On	Expires On
------	--------	-------------	--------------	------------	------------

Copy Voucher Codes

© Dassault System Confidential Information

Free credits





Credits vs. Vouchers...

IMPORTANT!!!

- A credit allows you to personally take one of our online examinations.
- A voucher allows you to distribute that privilege to others
- A trackable voucher allows you to track the exam results of the person to whom you passed the voucher



Your account with complimentary test credits

- Notice your personal account has a set number of complimentary credits in it.

To redeem a VT-Voucher enter the code here:

Redeem

Balance	Description	Latest Transaction
20	Certified SolidWorks Associate	10/13/2010 2:55 PM

Create VT-Vouchers Show Transactions

Free credits total

Icon for creating vouchers

Active Vouchers Redeemed Vouchers

Code	Amount	Description	Tracking Tag	Created On	Expires On
------	--------	-------------	--------------	------------	------------

Copy Voucher Codes

© Dassault Systèmes | Confidential Information |



Transferring Credits

- When you want to begin testing students...simply transfer credits into vouchers...

Here we can create unique test voucher IDs for each student

Select this option to make Trackable vouchers

Created VT-Vouchers dialog box showing:

- Selected Credit: **Certified SolidWorks Associate**
- Your Current Balance: **20**
- VT-Vouchers to create: **1**
- Trackable VT-Vouchers: Yes No
- Tracking Tag: **ME CAD Q1 2011**
- VT-Vouchers expire on: **02/28/2011**

Create a Tracking Tag to organize the results of the Trackable Vouchers. (Hint: You can make a tag with the name and year of the class)





Vouchers

CERTIFICATES EXAM RESULTS **CREDITS / VOUCHERS** TEAM INFO

To redeem a VT-Voucher enter the code here:
 Redeem Create VT-Vouchers Show Transactions

Balance	Description	Latest Transaction
10	Certified SolidWorks Associate	10/13/2010 3:07 PM

Active Vouchers Redeemed Vouchers

Code	Amount	Description	Tracking Tag	Created On	Expires On
T-R7ESEU2Q	1	Certified SolidWorks Associate Credit	ME CAD Q1 2011	10/13/2010	02/28/2011
T-LF6NLRC6	1	Certified SolidWorks Associate Credit	ME CAD Q1 2011	10/13/2010	02/28/2011
T-KTGCP33H	1	Certified SolidWorks Associate Credit	ME CAD Q1 2011	10/13/2010	02/28/2011
T-NDY5FHS7	1	Certified SolidWorks /		10/13/2010	02/28/2011
T-349XER3N	1	Certified SolidWorks Associate Credit	ME CAD Q1 2011	10/13/2010	02/28/2011
T-ZGELF85J	1	Certified SolidWorks Associate Credit	ME CAD Q1 2011	10/13/2010	02/28/2011
T-P37N8HH2	1	Certified SolidWorks Associate Credit	ME CAD Q1 2011	10/13/2010	02/28/2011

Copy Voucher Codes

Scroll down to see all the unique voucher IDs





Vouchers

CERTIFICATES EXAM RESULTS CREDITS / VOUCHERS TEAM INFO

To redeem a VT-Voucher enter the code here:

Balance	Description	Latest Transaction
10	Certified SolidWorks Associate	10/13/2010 3:07 PM

Active Vouchers Redeemed Vouchers

Code	Amount	Description	Tracking Tag	Created On	Expires On
T-R7ESEU2Q	1	Certified SolidWorks Associate Credit	ME CAD Q1 2011	10/13/2010	02/28/2011
T-LF6NLRC6	1	Certified SolidWorks Associate Credit	ME CAD Q1 2011	10/13/2010	02/28/2011
T-KTGCP33H	1	Certified SolidWorks Associate Credit	ME CAD Q1 2011	10/13/2010	02/28/2011
T-NDY5FHS7	1	Certified SolidWorks Associate Credit	ME CAD Q1 2011	10/13/2010	02/28/2011
T-349XER3N	1	Certified SolidWorks Associate Credit	ME CAD Q1 2011	10/13/2010	02/28/2011
T-ZGELF85J	1	Certified SolidWorks Associate Credit	ME CAD Q1 2011	10/13/2010	02/28/2011
T-P37N8HH2	1	Certified SolidWorks Associate Credit	ME CAD Q1 2011	10/13/2010	02/28/2011

© Dassault Systèmes | Confidential Information |

Here they are



Note: The “T” in front of the number indicate they are Trackable Vouchers.





Distributing the Vouchers

Once you have created the vouchers, you can copy and paste the voucher numbers to programs such as Excel, Word, or Outlook.

CERTIFICATES EXAM RESULTS CREDITS / VOUCHERS TEAM INFO

To redeem a VT-Voucher enter the code here:

Redeem Create VT-Vouchers Show Transactions

Balance	Description	Latest Transaction
10	Certified SolidWorks Associate	10/13/2010 3:07 PM

Active Vouchers Redeemed Vouchers

Code	Amount	Description	Tracking Tag	Created On	Expires On
T-R7ESEU2Q	1	Certified SolidWorks Associate Credit	ME CAD Q1 2011	10/13/2010	02/28/2011
T-LF6NLRC6	1	Certified SolidWorks Associate Credit	ME CAD Q1 2011	10/13/2010	02/28/2011
T-KTGCP33H	1	Certified SolidWorks Associate Credit	ME CAD Q1 2011	10/13/2010	02/28/2011
T-NDY5FHS7	1	Certified SolidWorks Associate Credit	ME CAD Q1 2011	10/13/2010	02/28/2011
T-349XER3N	1	Certified SolidWorks Associate Credit	ME CAD Q1 2011	10/13/2010	02/28/2011
T-ZGELF85J	1	Certified SolidWorks Associate Credit	ME CAD Q1 2011	10/13/2010	02/28/2011
T-P37N8HH2	1	Certified SolidWorks Associate Credit	ME CAD Q1 2011	10/13/2010	02/28/2011

Copy Voucher Codes





Distributing the Vouchers

Use **CTRL Select** or **SHIFT Select** to multi-select voucher codes.

CERTIFICATES | EXAM RESULTS | **CREDITS / VOUCHERS** | TEAM INFO

To redeem a VT-Voucher enter the code here:

Balance	Description	Latest Transaction
10	Certified SolidWorks Associate	10/13/2010 3:07 PM

Active Vouchers | Redeemed Vouchers

Code	Amount	Description	Tracking Tag	Created On	Expires On
T-R7E5EU2Q	1	Certified SolidWorks Associate Credit	ME CAD Q1 2011	10/13/2010	02/28/2011
T-LF6NLRC6	1	Certified SolidWorks Associate Credit	ME CAD Q1 2011	10/13/2010	02/28/2011
T-KTGCP33H	1	Certified SolidWorks Associate Credit	ME CAD Q1 2011	10/13/2010	02/28/2011
T-NDY5FHS7	1	Certified SolidWorks Associate Credit	ME CAD Q1 2011	10/13/2010	02/28/2011
T-349XER3N	1	Certified SolidWorks Associate Credit	ME CAD Q1 2011	10/13/2010	02/28/2011
T-ZGELF85J	1	Certified SolidWorks Associate Credit	ME CAD Q1 2011	10/13/2010	02/28/2011
T-P37N8HH2	1	Certified SolidWorks Associate Credit	ME CAD Q1 2011	10/13/2010	02/28/2011





Distributing the Vouchers

After highlighting the vouchers click on the “Copy Voucher Code” button.

CERTIFICATES EXAM RESULTS CREDITS / VOUCHERS TEAM INFO

To redeem a VT-Voucher enter the code here:

Redeem Create VT-Vouchers Show Transactions

Balance	Description	Latest Transaction
10	Certified SolidWorks Associate	10/13/2010 3:07 PM

Active Vouchers Redeemed Vouchers

Code	Amount	Description	Tracking Tag	Created On	Expires On
T-R7ESEU2Q	1	Certified SolidWorks Associate Credit	ME CAD Q1 2011	10/13/2010	02/28/2011
T-LF6NLRC6	1	Certified SolidWorks Associate Credit	ME CAD Q1 2011	10/13/2010	02/28/2011
T-KTGCP33H	1	Certified SolidWorks Associate Credit	ME CAD Q1 2011	10/13/2010	02/28/2011
T-NDY5FHS7	1	Certified SolidWorks Associate Credit	ME CAD Q1 2011	10/13/2010	02/28/2011
T-349XER3N	1	Certified SolidWorks Associate Credit	ME CAD Q1 2011	10/13/2010	02/28/2011
T-ZGELF85J	1	Certified SolidWorks Associate Credit	ME CAD Q1 2011	10/13/2010	02/28/2011
T-P37N8HH2	1	Certified SolidWorks Associate Credit	ME CAD Q1 2011	10/13/2010	02/28/2011

Copy Voucher Codes

© Dassault Systèmes | Confidential Information |





Distributing the Vouchers

After clicking on the “Copy Voucher Code” button use CTRL-V to paste the codes to Word, email or Excel.

F4SQPH3RJ3
5WKFMT6VBH
METUM7NJ77
SJ33H3EQKM
Q5KNVB3YTW
DN8HXLMYFB
ZYLUP86SM8
GPRYLD6YX3
MCS9S8CPZD
8UQNNA6FU9
C6GTMUVYG9
9XESMF4SB4
M87RUSVPV6



Test Day...

- Simply distribute a unique voucher ID to each student (1 voucher per 1 student) and instruct them to begin their exams. Either by email or written instructions.

The student will need:

- A computer with SolidWorks installed on it
- An internet connection
- Our free testing client download: TangixTesterPro
- A valid email address
- A voucher ID code





Test Day...the tester client explained

| © Dassault Systèmes Confidential Information |

Click here to download the TesterPro Client on the student's computer



- Login
- Recover VirtualTester Password
- Download TesterPRO Client
- Certified Users
- Certified Resellers
- Validate Certificate
- Sales University Registration
- Create VirtualTester Account
- Login as Proctor
- Support and Contact

Welcome to SolidWorks Certification Center

SolidWorks certifications can be used as a benchmark to measure your knowledge and competency with SolidWorks software. Exams focus on the fundamental skills necessary to ensure your company's overall success using SolidWorks.

For additional information, see [SolidWorks MCAD Certification Program homepage](#).


How to take a Certification Exam?

Certification Exams are available 24x7 by downloading the **Tangix TesterPRO Client** software from the link to the left and install the software on your computer.

For a list of available exams and information on pricing and availability, see [SolidWorks MCAD Certification Program homepage](#).

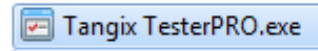
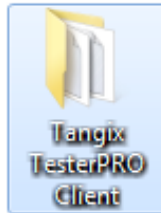


Pictures courtesy of SolidWorks Design Gallery. Copyrights of the image are owned by their respective owners.





Test Day...the tester client explained



The TesterPro Client will be downloaded to the student's Windows Desktop. Run the Tangix TesterPro client



Test Day...the tester client explained

- Run the client as a new user.

IMPORTANT!!!

Your student s should enter their information here. At this point a VirtualTester account will be created for them and a password will be assigned.

Record this password for any possible future testing.

© Dassault Systèmes | Confidential Information |

Tangix TesterPRO Client for Dassault Systèmes SolidWorks®

Candidate Information
Please complete the required fields below.

I already have a VirtualTester UserID and password

I do not have a VirtualTester UserID. Create one with the following information:

- * First Name:
- * Last Name:
- * Company:
- * E-mail:
- * Address 1:
- Address 2:
- * City:
- State / Province:
- * Postal Code:
- * Country:

* Required field

All

Exit

7.0.9.165

Continue

SolidWorks® is a registered trademark of Dassault Systèmes SolidWorks Corp.





Test Day...the tester client explained

- After the initial screen, you will be asked a few simple questions before getting to the final page shown here (language preference, license agreement, etc)

IMPORTANT!!!

Your students will see all kinds of exams available, including CSWA, CSWP, advanced exams, etc.

But they will also see red X symbols indicating they have 'no credit' to take an exam. (since they did not use our webstore to purchase these products)

That is where the free 'voucher' comes in.....tell them to scroll down to the text box labeled 'Event ID/Voucher:'

	Certified SolidWorks Simulation Professional - FEA Specialist	No Credit
	Certified SolidWorks Professional - Advanced Sheet Metal Specialist	No Credit
	Certified SolidWorks Professional - Advanced Surfacing Specialist	No Credit

Event ID / Voucher:

Exit

6.0.0.18



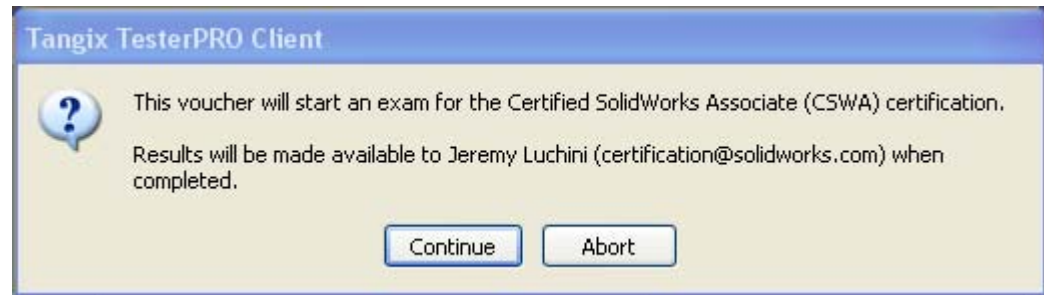


Test Day...the tester client explained

IMPORTANT!!!

Once they enter the voucher code you supplied them with, they will be prompted to start the exam. If the voucher they enter is a Trackable Voucher then they will be warned that their results will be shared with the person who supplied them with the voucher.

Once they hit Continue and then select the language in which to do the exam they will have 3 hours to complete the test.





Inside the CSWA Exam

- The Certified SolidWorks Associate (CSWA) examination is a three hour hands-on proficiency test that proves a user knows the fundamental skills and techniques for building parts and assemblies in SolidWorks.
- A minimum of 70% score is required to pass
- The user must complete the following:
 - Three (3) core modeling parts
 - Two (2) bottom-up assemblies
 - Multiple choice questions on drawings



Inside the CSWA Exam: Parts

- The client issues a unique modeling question every time...

The screenshot shows the CSWA R2 exam interface. On the left, a text box contains the following information:

Question 3 of 7
For 20 points:
A03355: Build this part in SolidWorks.
Unit system: MMGS (millimeter, gram, second)
Decimal places: 2 Part origin: Arbitrary
A = 17.00
B = 95.00
C = 135.00
D = 15.00
All holes through all.
Material: Aluminium 1060 Alloy
Density = 0.0027 g/mm³
What is the overall mass of the part (grams)?

The main area displays a 3D model of a purple part with a technical drawing. The drawing shows dimensions: a top width of 40, a hole diameter of $\phi 13$, a hole offset of 10 from the left edge, a hole offset of 10 from the right edge, a hole depth of 12.50, and a total height of (C/3). A vertical dashed line A-A is shown. Below the drawing are five small thumbnail images of the part from different perspectives. Two red arrows point from the bottom of the thumbnails to the answer options below.

Below the thumbnails are four radio button options for the mass of the part:

- 540.72
- 546.30
- 550.45
- 570.84

At the bottom of the interface, there are navigation buttons: "< Previous Question", "Previous Question", "6.0.0.18", "Show Summary", and "Next Question >". A progress bar at the bottom right indicates 178 min.

© Dassault Systèmes | Confidential Information |

Hint: Students can click on different images to show different views





Inside the CSWA Exam: Parts

Hint: Students can click in the image itself to zoom in on that area

© Dassault Systèmes | Confidential Information |

CSWA R2

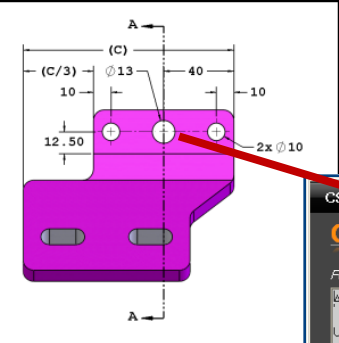
Question 3 of 7

For 20 points:

A03355: Build this part in SolidWorks.

Unit system: MMGS (millimeter, gram, second)
Decimal places: 2 Part origin: Arbitrary
A = 17.00
B = 95.00
C = 135.00
D = 15.00
All holes through all.
Material: Aluminium 1060 Alloy
Density = 0.0027 g/mm³

What is the overall mass of the part (grams)?



540.72 546.30

550.45 570.84

< Previous Question Reset Question 6.0.0.18 Show Summary

CSWA R2

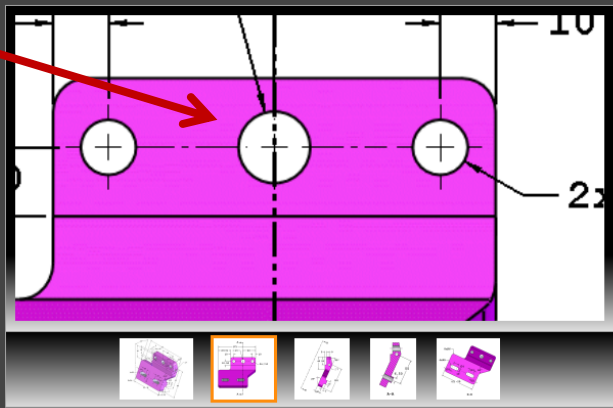
Question 3 of 7

For 20 points:

A03355: Build this part in SolidWorks.

Unit system: MMGS (millimeter, gram, second)
Decimal places: 2 Part origin: Arbitrary
A = 17.00
B = 95.00
C = 135.00
D = 15.00
All holes through all.
Material: Aluminium 1060 Alloy
Density = 0.0027 g/mm³

What is the overall mass of the part (grams)?



540.72 546.30

550.45 570.84

< Previous Question Reset Question 6.0.0.18 Show Summary Next Question >

177 min





Inside the CSWA Exam: Assembly


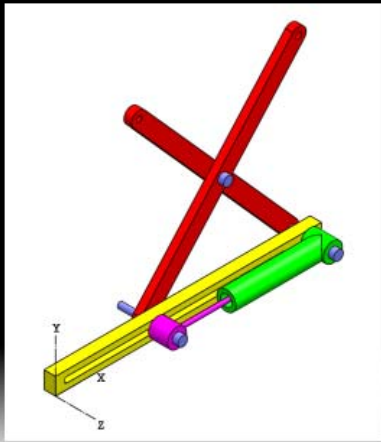
© Dassault Systèmes | Confidential Information |

CSWA R2

Question 7 of 7

For 30 points:

A11014: Build this assembly in SolidWorks.
It contains 1 base, 1 cylinder, 1 piston, 2 linkages and 3 pins.
Pins are equal in diameter and length.
Linkages are equal in size (holes through-all).
Pins are mated concentric to linkage and base holes and base slot (no clearance).
Pins are mounted with the head coincident to piston, cylinder and arm faces.
Unit system: MMGS (millimeter, gram, second)
Decimal places: 2 Assembly origin: As shown



X = 442.30, Y = 116.79, Z = -20.38

X = 435.15, Y = 72.64, Z = -9.57

X = 440.79, Y = 115.97, Z = -20.51

X = 401.23, Y = 100.94, Z = -15.88

< Previous Question Reset Question 6.0.0.18 Show Summary Next Question >

170 min





Inside the CSWA Exam: Drawings

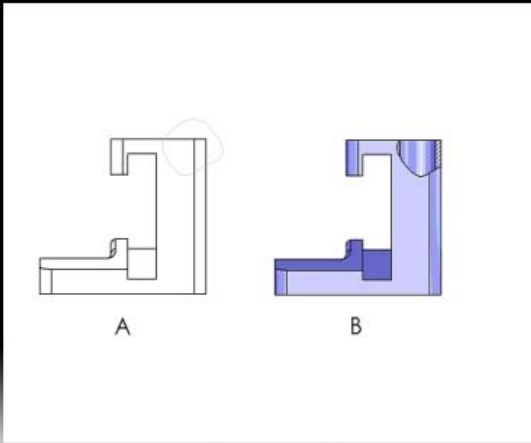
© Dassault Systèmes | Confidential Information |

CSWA R2

Question 1 of 7

For 5 points:

A00005: To create drawing view 'B' it is necessary to sketch a spline (as shown) on drawing view 'A' and insert which SolidWorks view type?



Aligned Section

Broken-out Section

Detail

Section

< Previous Question Reset Question 6.0.0.18 Show Summary Next Question >

169 min





Online certificate access (PDF download)

- Once the student is finished, an account is created for them to access electronic versions of their certificates - if they've passed.



Your Certificates

Certificate ID	Certificate	Issued By	Issued On		
★ C-P3MKQKFREC	Certified SolidWorks Professional	Jeremy Luchini, SolidWorks Corporation	12/13/2004		
★ C-H4TE579KVC	Certified SolidWorks Professional - Advanced Sheet Metal Specialist	Avelino Rochino, SolidWorks Corporation	02/14/2004		

Your certificates are now visible to Je

ificates

© Dassault Systèmes | Confidential Information |

Hint: To view and print their certificates, after logging in they must go to the “Certificates” tab and click the download icon.





Tracking the students' results of the CSWA exam...

- After the students take the CSWA exam you can log back into your account and go to the "Team Info" tab.

© Dassault Systèmes Confidential Information

Click on the Tracking Vouchers tab

Click on the Tracking Tag pull-down menu to select the group tag

Hint: Selecting the Tracking Tag will display only the students who have used the Tracking Vouchers associated with that tag

Fullname	Email	Exam Subject	Tracking Tag	Score	Points to	Result	Exam Started	Duration
Jeremy Luchini	certification@solidworks.c	CSWA R2	ME CAD Q1 2011	95	70	PASSED	10/13/2010 3:33	1 min

Topic	Correct Answers (%)
Part Modeling	100
Mass Properties	100
Assembly Creation	100
Mate Creation	100
SimulationXpress Knowledge	100
Drawing View Knowledge	50
Material Properties	100





Tracking the students' results of the CSWA exam...

- The score, date and time of the student's exam is displayed.

CERTIFICATES EXAM RESULTS CREDITS / VOUCHERS TEAM INFO

Tracking Vouchers Shared Certificates

Tracking Tag: ME CAD Q1 2011 Issued 10 vouchers of which 0 have been redeemed [Delete this Tag](#) [Export Results](#)

Fullname	Email	Exam Subject	Tracking Tag	Score	Points to	Result	Exam Started	Duration
Jeremy Luchini	certification@solidworks.c	CSWA R2	ME CAD Q1 2011	95	70	PASSED	10/13/2010 3:33	1 min

Click on the student's name

A display will show how the user did on individual topics of the CSWA exam

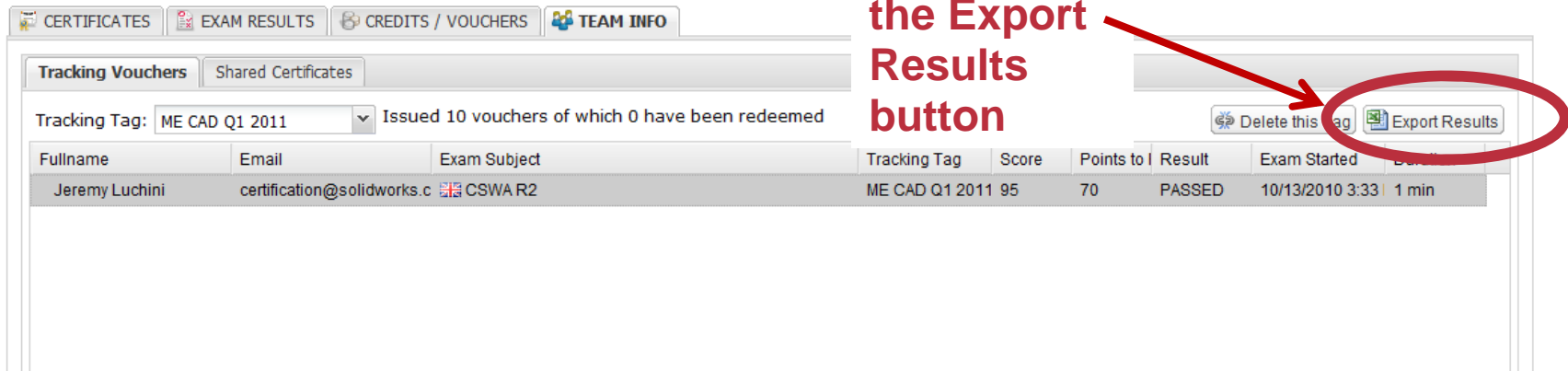




Tracking the students' results of the CSWA exam...

- You can export ALL of the results to a spreadsheet

Click on the Export Results button



© Dassault Systèmes | Confidential Information |

An Excel file will be created with all the students' scores and how they did in each topic

	A	B	C	D	E	F	G	H	I	J	K
1	Firstname	Lastname	Email	Exam Subject	Score	Points to Pass	Result	Exam Started	Duration (min)		
2	Jeremy	Luchini	certificati	CSWA R2	40	70	FAILED	2009-03-03 16:11:37	1		
3	Avelino	Rochino	avelino_r	CSWA R2	45	70	FAILED	2009-03-03 16:18:52	2		
4											
5	Firstname	Lastname	Email	Score	Assembly Creation	Drawing View Knowledge	Mass Properties	Mate Creation	Material Propert	Part Modeling	SimulationXpress
6	Jeremy	Luchini	certificati	40	0	100	50	0	33	50	100
7	Avelino	Rochino	avelino_r	45	100	100	0	100	33	0	50
8											





Tracking the students' results of the CSWA exam...

- Hint: After exporting all the results to an Excel spread sheet, you can study the results to see in which topics the class did well and which topics the class might have struggled.

	A	B	C	D	E	F	G	H	I	J	K
1	Firstname	Lastname	Email	Exam Subject	Score	Points to Pass	Result	Exam Started	Duration (min)		
2	Jeremy	Luchini	certificati	CSWA R2	40	70	FAILED	2009-03-03 16:11:37	1		
3	Avelino	Rochino	avelino_r	CSWA R2	45	70	FAILED	2009-03-03 16:18:52	2		
4											
5	Firstname	Lastname	Email	Score	Assembly Creation	Drawing View Knowledge	Mass Properties	Mate Creation	Material Propert	Part Modeling	SimulationXpress
6	Jeremy	Luchini	certificati	40	0	100	50	0	33	50	100
7	Avelino	Rochino	avelino_r	45	100	100	0	100	33	0	50
8											

