

**D.A.V. PUBLIC SCHOOL**  
**Khera Khurd, Delhi – 110082.**  
**CLASS-2 (HOLIDAYS HOMEWORK)**

**Instructions:**

1. Homework should be done in a separate three-in-one notebook and cover it properly. It should also have your name, class and roll number.
2. The work should be neat and clean as it will be assessed on a 5 point scale.

**English:**

1. Do worksheet no .1 “Getting To Know You”, and paste your recent photo on it along with your name.
2. Make a word train of 20 words starting with the word “HOLIDAY”.
3. Paste the picture of any 10 naming words and write a sentence on each.
4. Make kangaroo words with word “ENVIRONMENT”.
5. Choose any English rhyme from your book or other than your book and learn it.
6. Do worksheet no.2 (Word Chop) based on creative thinking skills.
7. Do worksheet no.3 (What Doesn't Belong) based on logical reasoning skills.

**E.V.S.:**

1. Paste pictures of 3 National Festivals and any 2 Religious Festivals and write few sentences on each.
2. Do worksheet no.4 (Body Parts).
3. Collect and paste any 5 pictures of the things which help us to keep ourselves clean.
4. Make a chart on:
  - a) Safety rules (roll no. 1-100).
  - b) Neighbourhood (roll no. 11-20).
  - c) Community helpers (roll no. 21-30).
  - d) Landforms (roll no. 31-40).
  - e) Animals (homes/babies) (roll no. 41-50).

**Maths:**

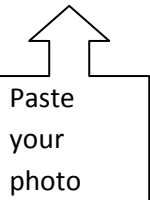
1. Do worksheet no.5 ( Brain teaser activity – How Many Are There?).
2. Do worksheet no.6 (Addition And Subtraction)
3. Do worksheet no. 7 (Compare the number and Put the Sign of <,>, =).
4. Do worksheet no.8 (Know Your Calendar).
5. Do worksheet no. 9 (Place Value).
6. Learn counting from (1 – 300).
7. Learn and write reverse counting from 300 - 1, twice a week.
8. Write the number names of –

a) 198	b) 267	c) 154	d) 289	e) 177
h) 223	g) 135	h) 216	i) 109	j) 241

**हिंदी :**

१. मेहनत शब्द से २० शब्दों की रेल बनाएं
२. अपनी पाठ्य पुस्तक में से दी गयी कोई भी कविता याद करें .
३. आपने अपनी छुट्टिया कैसे बितायी ? ८ पंक्ति में लिखें .
४. समाचार पत्र में से दस शब्द काट कर पुस्तिका में चिपकाएं और उन शब्दों से वाक्य बनाएं .
५. चम्पक या नंदन ऐसी किसी भी पुस्तक को रोज़ पढ़ें .

# Getting To Know You (Worksheet)-1



Directions: Write in the blanks as per the instructions.

<b>I play a sport.</b> _____	<b>I like to eat</b> _____	<b>I went on a trip recently.</b> _____	<b>I have a pet.</b> _____
<b>I went to a place this summer by</b> _____	<b>My favourite Ice-Cream Flavor.</b> _____	<b>I know someone who went to abroad.</b> _____	<b>My favourite clothing</b> _____
<b>I like Rhyme</b> _____	<b>I like Cartoons.</b> _____	<b>I like bhajans.</b> _____	<b>My favourite toy.</b> _____
<b>My favourite place.</b> _____	<b>I can play an instrument.</b> _____	<b>I can touch my tongue to my nose.</b> _____	<b>I can say counting upto .</b> _____
<b>I can say the alphabet backwards.</b> _____	<b>I can say something in another language.</b> _____	<b>I have a computer and I can do</b> _____	<b>I have a hole in my ears.</b> _____

## Word Chop: Worksheet no.2

Name \_\_\_\_\_ Date \_\_\_\_\_

**Directions:** The table below contains words that have been chopped in half. Find the pieces that fit together and write them in the answer area below.

par	mal	ld	ition
co	rot	ool	ani
add	thank	lib	day
mon	vite	cle	value
sch	ther	dow	you
bro	in	num	dow
grand	win	to	ber
place	rary	un	father

**Answers:**

---

---

---

---

---

---

---

---

---

---

## What Doesn't Belong?(Worksheet No.3)

Name: \_\_\_\_\_

Directions: Encircle the word/object and write in the blank that does not belong to the same group.

1. Wheel, window, Door, Wall \_\_\_\_\_

2. Shoe, hut, House, igloo \_\_\_\_\_

3. Monitor, mouse, Hard Disc, Driver \_\_\_\_\_

4. Crab, fish, wolf, Frog \_\_\_\_\_

5. Leg, Neck, hand, pencil \_\_\_\_\_

6. Sad, Happy, Mad \_\_\_\_\_

7. Trees, Grass, Cats \_\_\_\_\_

8. Ball, Sphere, Cube, \_\_\_\_\_

9. Pen, scale, eraser, lunch \_\_\_\_\_

10. Dance, Present, Gift, cow \_\_\_\_\_

11. Shop, market, mall, needle \_\_\_\_\_

12. Cake, candle, coat, dog \_\_\_\_\_

13. Bell, well, sell, moon \_\_\_\_\_

14. Shower, Bath, soap, potato \_\_\_\_\_

15. Mango, brinjal, papaya, Orange \_\_\_\_\_

## Body Parts (Work Sheet No.5)

Name: \_\_\_\_\_

Date: \_\_\_\_\_

Q-1 Rearrange the jumbled words to form your body parts.

1) DAEH\_\_\_\_\_

2) KENC\_\_\_\_\_

3) DUESOHLRS\_\_\_\_\_

4) RMSA\_\_\_\_\_

5) SRITW\_\_\_\_\_

6) SIGNERF\_\_\_\_\_

7) TESHCH\_\_\_\_\_

8) SIHP\_\_\_\_\_

9) ENKE\_\_\_\_\_

10) TSOE\_\_\_\_\_

11) EEFT\_\_\_\_\_

12) NALEK\_\_\_\_\_

13) EGLS\_\_\_\_\_

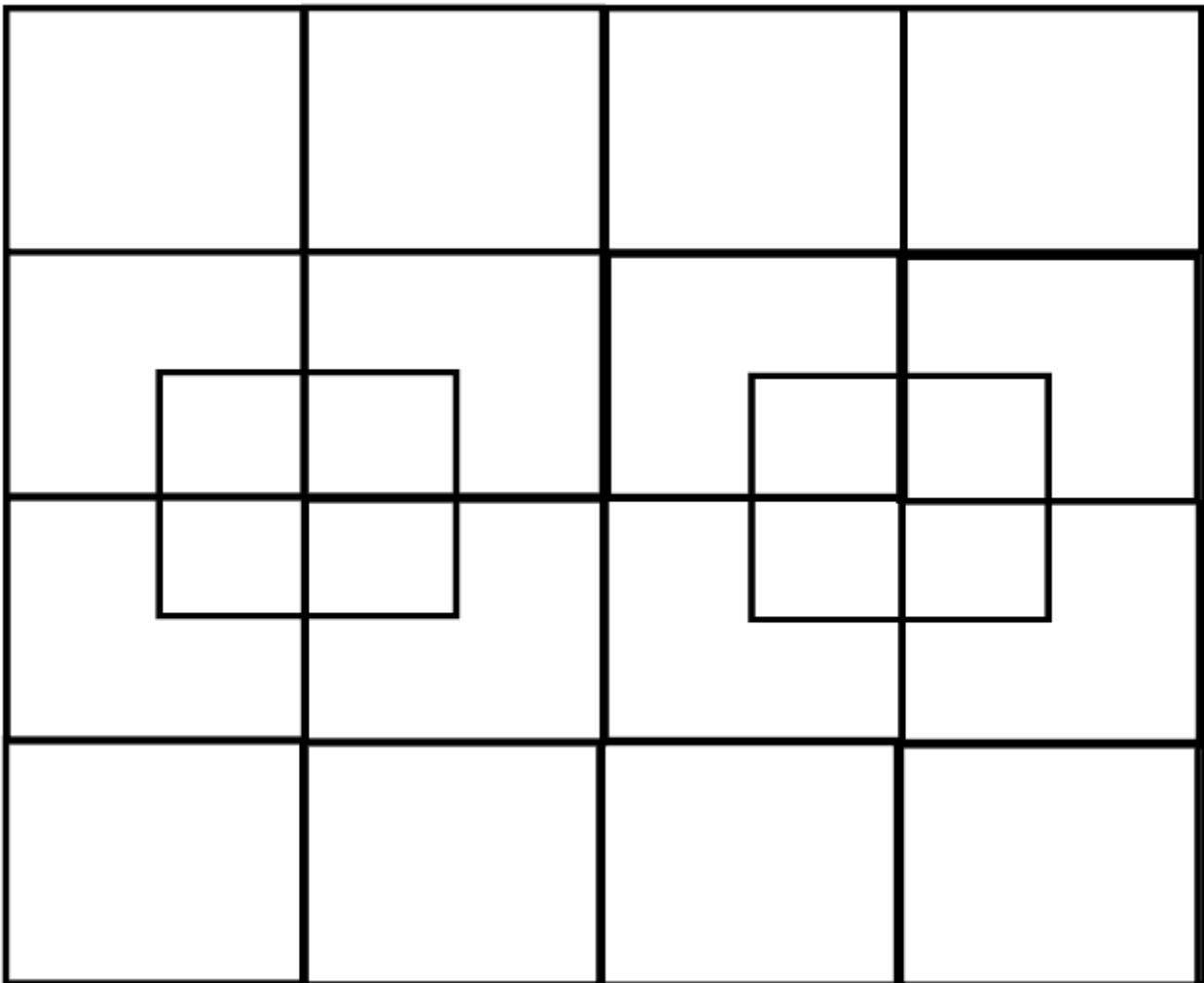
## Brain Teaser (Worksheet no.5)

Date \_\_\_\_\_

Name \_\_\_\_\_

# How Many Are There?

**Directions:** How many squares are present in this picture?



## Worksheet no. 6 (Addition and Subtraction)

Name: \_\_\_\_\_

Date: \_\_\_\_\_

Solve:

$$\begin{array}{r} \text{HTO} \\ 167 \\ + 102 \\ \hline \end{array}$$

$$\begin{array}{r} \text{HTO} \\ 155 \\ - 141 \\ \hline \end{array}$$

$$\begin{array}{r} \text{HTO} \\ 188 \\ - 145 \\ \hline \end{array}$$

$$\begin{array}{r} \text{HTO} \\ 198 \\ - 182 \\ \hline \end{array}$$

$$\begin{array}{r} \text{HTO} \\ 158 \\ - 137 \\ \hline \end{array}$$

$$\begin{array}{r} \text{HTO} \\ 199 \\ - 167 \\ \hline \end{array}$$

$$\begin{array}{r} \text{HTO} \\ 197 \\ - 115 \\ \hline \end{array}$$

$$\begin{array}{r} \text{HTO} \\ 179 \\ - 117 \\ \hline \end{array}$$

$$\begin{array}{r} \text{HTO} \\ 178 \\ - 114 \\ \hline \end{array}$$

$$\begin{array}{r} \text{HTO} \\ 166 \\ + 132 \\ \hline \end{array}$$

$$\begin{array}{r} \text{HTO} \\ 169 \\ - 152 \\ \hline \end{array}$$

$$\begin{array}{r} \text{HTO} \\ 168 \\ - 157 \\ \hline \end{array}$$

$$\begin{array}{r} \text{HTO} \\ 151 \\ + 110 \\ \hline \end{array}$$

$$\begin{array}{r} \text{HTO} \\ 200 \\ + 127 \\ \hline \end{array}$$

$$\begin{array}{r} \text{HTO} \\ 181 \\ + 101 \\ \hline \end{array}$$

## Worksheet No.7

Put the sign(<,>=)

Q1)Insert the symbols(<,>=).

0  9   7  6   9  8   1  8   8  5   8  0   6  9   0  8

6  2   6  7   7  0   4  8   2  3   8  5   6  7   9  5

5  7   0  1   1  8   1  0   3  5   7  5   6  4   4  1

4  6   7  8   8  5   1  2   6  7   7  8   7  8   1  6

3  6   4  8   1  6   5  3   8  3   5  8   6  4   6  7



## Know Your Calendar (worksheet no.8)

Name: \_\_\_\_\_

Date: \_\_\_\_\_

June-2011						
SUN	MON	TUE	WED	THU	FRI	SAT
			1	2	3	4
5	6	7	8	9	10	11
12	13	14	15	16	17	18
19	20	21	22	23	24	25
26	27	28	29	30		

1. What day of the week is June 22? \_\_\_\_\_
2. What day of the week is June 4? \_\_\_\_\_
3. What date is the third Monday in June? \_\_\_\_\_
4. What date is the first Friday in June? \_\_\_\_\_
5. What date is the second Tuesday in June? \_\_\_\_\_
6. What date is the third Wednesday in June? \_\_\_\_\_
7. How many Sunday's are there in June? \_\_\_\_\_

## Place Value (Worksheet No .9)

Q1) Write the place value of the underlined bold digits.

a) 3**3**5 \_\_\_\_\_

b) **2**75 \_\_\_\_\_

c) 18**4** \_\_\_\_\_

d) **2**64 \_\_\_\_\_

e) 2**0**7 \_\_\_\_\_

f) 34**9** \_\_\_\_\_

g) **7**63 \_\_\_\_\_

h) 10**1** \_\_\_\_\_

i) **4**93 \_\_\_\_\_

j) 2**0**0 \_\_\_\_\_

k) 53**4** \_\_\_\_\_

l) **3**04 \_\_\_\_\_

m) **4**53 \_\_\_\_\_

n) 6**0**0 \_\_\_\_\_

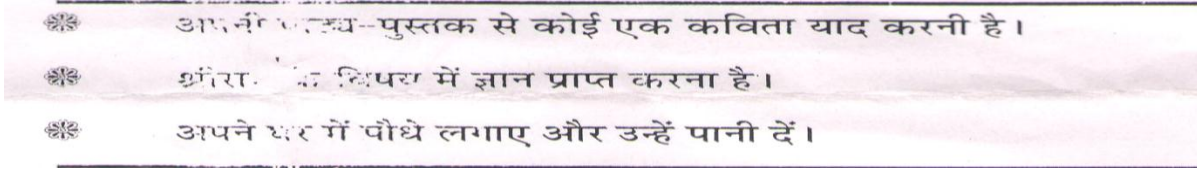
o) 13**3** \_\_\_\_\_

p) **4**02 \_\_\_\_\_





G.K.

1. Make a collage on 'Summer Season.'
2. Paste pictures of Prime Minister of India President of India and Chief Minister of your state (Delhi).  
Learn and Write at least three lines on each.

V.P.



Drawing:

Make a wall hanging of any one flat shape eg.(     ) and decorate it with decorative material.