

DADGAD Workshop

Louis Scuderi

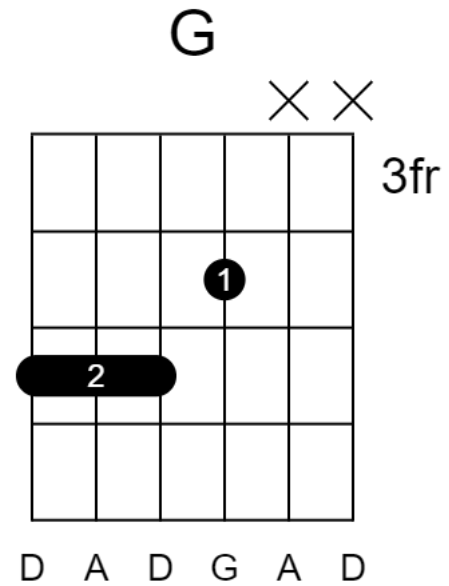
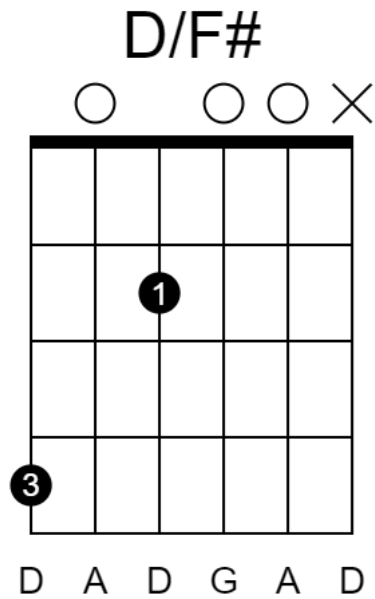
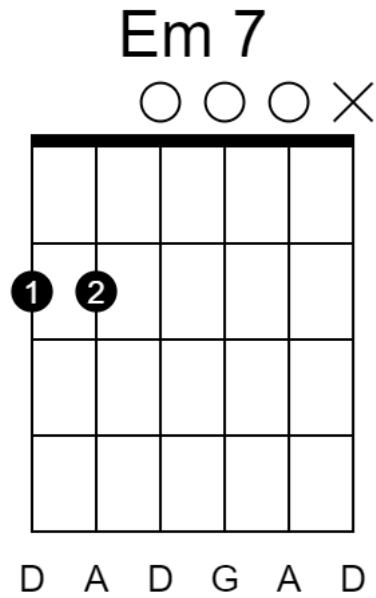
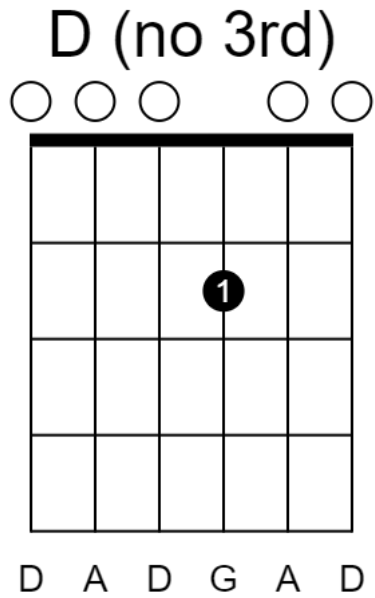
June 13, 2020

These are just a very small selection of chords in DADGAD tuning, but you'll find this is a useful set to start with. I chose these particular chords because:

1. They're the chords I use the most. These are probably 80-90% of the chords I actually use when playing in DADGAD.
2. They cover most of the common chord shapes in DADGAD (though certainly not all).
3. The D-cycle covers a whole scale, which you can capo to almost any key (B, C, and C# are very difficult-there are alternative chord voicings for these).

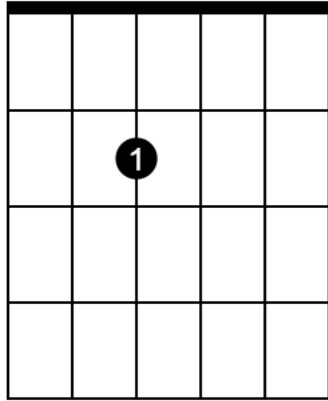
In a lot of music you can get away with just I, IV, V chords (in D that's D, G, and A) and maybe the minor VI chord (B minor in the D scale). Once you're familiar with these, go out and experiment! Here's a tip: try substituting the G/B chord for either a G (IV) or B minor (VI). In certain places it sounds great and gives a really nice variation on a progression.

1 Basic D Cycle Chords (in scale order)



Am7

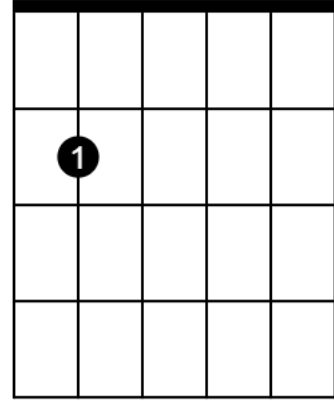
X O O O X



D A D G A D

G/B

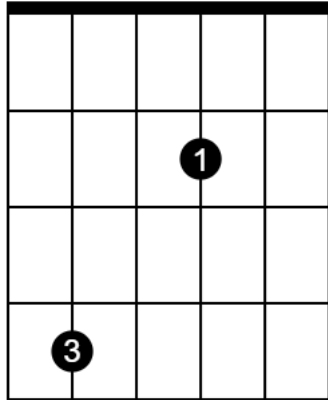
O O O O X



D A D G A D

A/C#

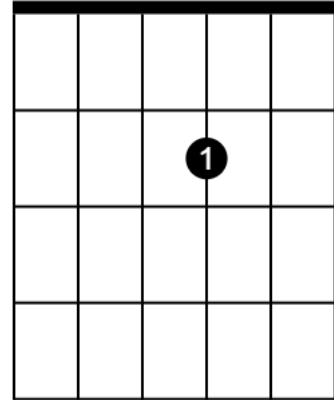
O O O X



D A D G A D

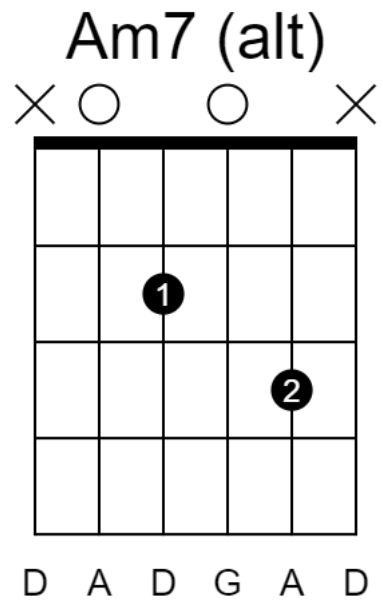
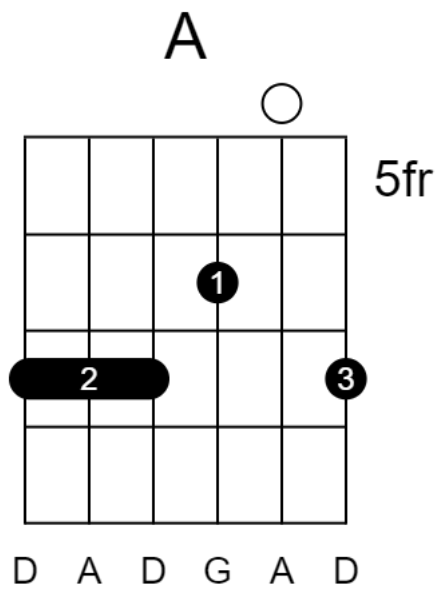
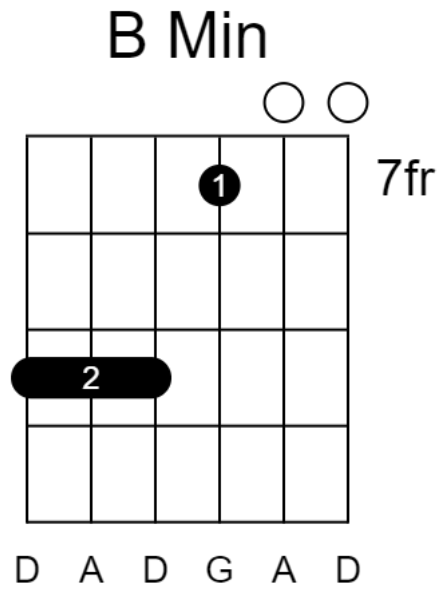
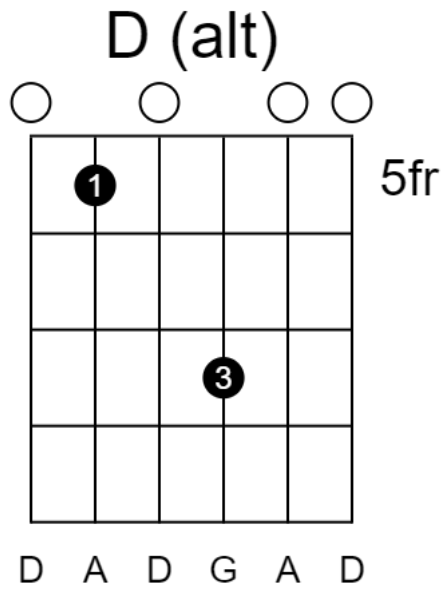
D (no 3rd)

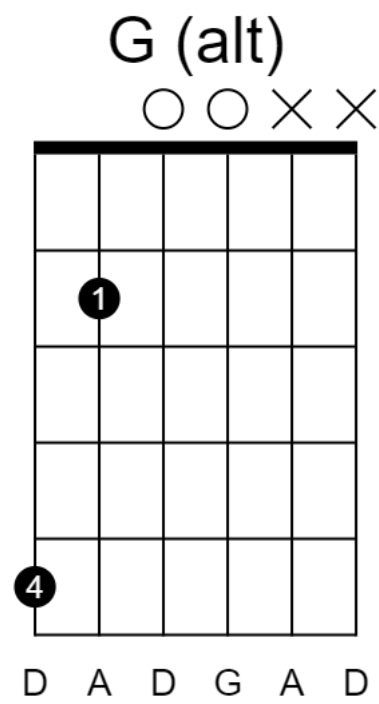
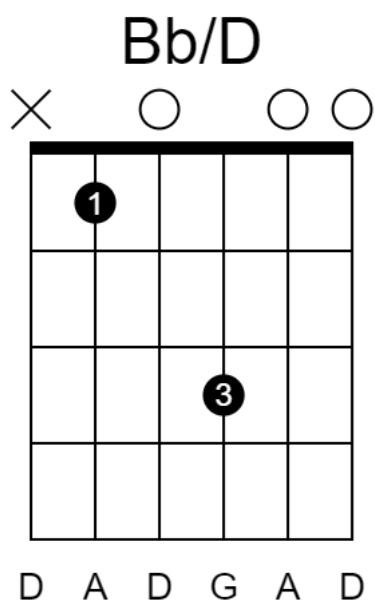
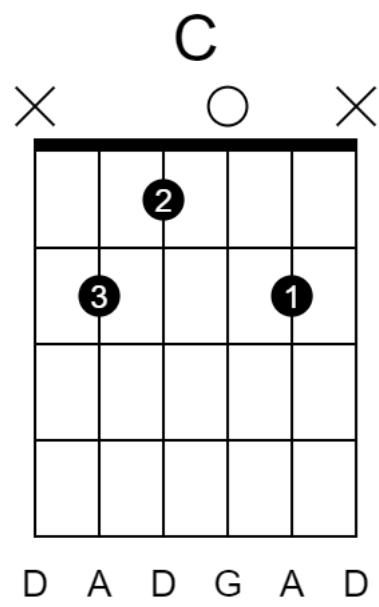
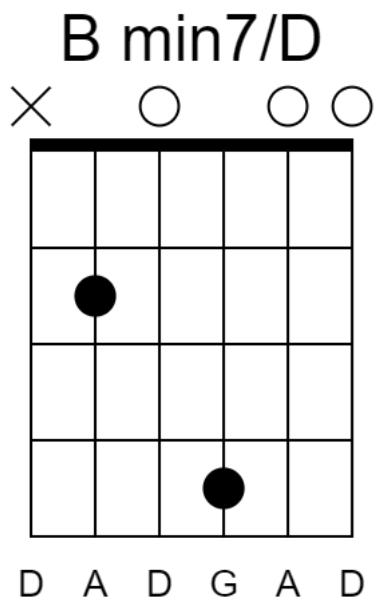
O O O O O O



D A D G A D

2 Alternate and Extra Chords



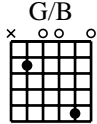
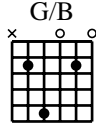
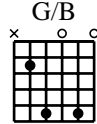
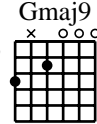
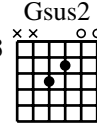


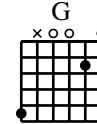
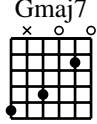
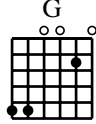
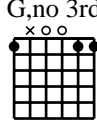
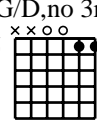
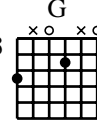
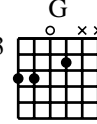
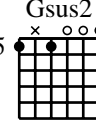
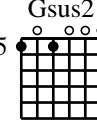
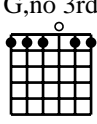
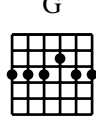
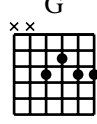
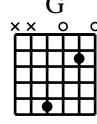
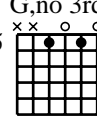
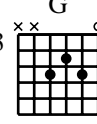
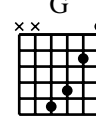
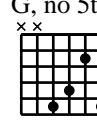
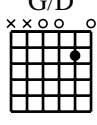
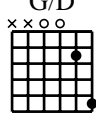
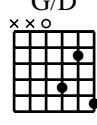
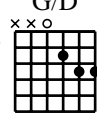
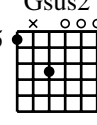
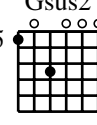
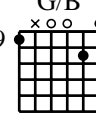
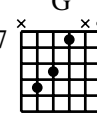
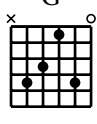
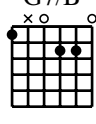
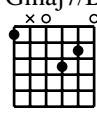
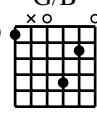
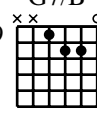
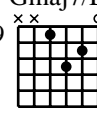
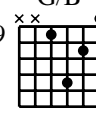
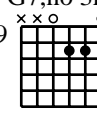
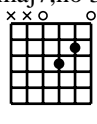
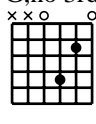
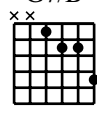
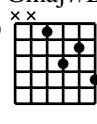
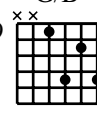
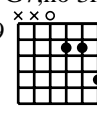
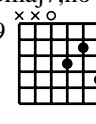
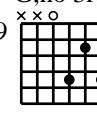
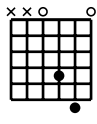
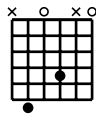
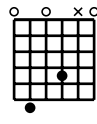
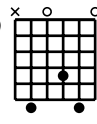
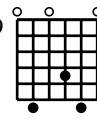
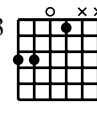
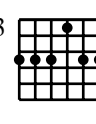
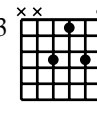
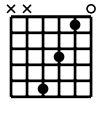
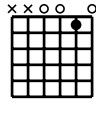
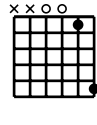
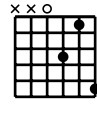
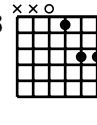
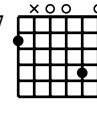
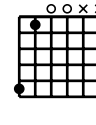
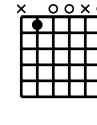
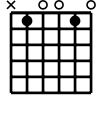
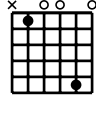
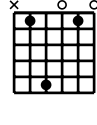
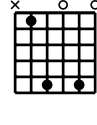
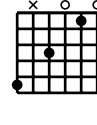
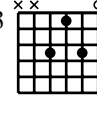
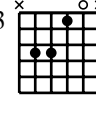
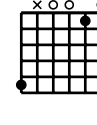










THE DADGAD GUITAR CHORD CHART

For instruments tuned D,ADGad
PostScript version 1.9, by Han Speek - May 11, 1999

D,no 3rd	Dsus2	Dsus2	Dsus2	D7	D7	D7	Dmaj7
Dmaj7	Dmaj7	D	D/F#	D	D/A	Dmaj7/C#	D/F#
D7	D7	D,no 3rd	D/F#	D	D,no 3rd	D/F#	D
D	D7	D7	D/F#	D	D7	D7	D,no 3rd
D	D	D,no 3rd	D,no 3rd	D,no 3rd	D,no 3rd/A	D,no 3rd	D,no 3rd
D,no 3rd	D,no 3rd	D,no 3rd/A	D,no 3rd/A	D,no 3rd	D	D/A	D
D	D	D	D/A	D	D/F#	D	D
D	Dmaj7	D	D/A	D/F#	Dmaj9	D	D
D	D	D	D/A	D	D	D/A	D
D	D	D	D	D	D	D,no 3rd	D,no 3rd

D,no 3rd 9	D,no 3rd 9	Dm	Dm	Dm	Dm/F	Dm/F	Dm7
Dm7,no 3rd	Dm7	Dm/A	Dm7	Dm	Dm7	Dm	Dm7
Dm/F	Dm	Dm/F	Dm/F	Dm7/F	Dm	Dm	Dm
Dm	Dm	Dm	Dm	Dm	E,no 3rd	E	E7
E,no 3rd	E7	E	E7	E/G#	E,no 3rd	Em	Em7
Em7	Em7	Em	Em7	Em7	Em	Em	Em/G
Em7/D	Em7/D	Em7/G	Em7/D	F,no 3rd	F	F/C	F/C
F	F	F,no 3rd	F	F	F,no 3rd	Fm	Fm
F/C	F	Fm	Fm/G#	Fm	F#,no 3rd	F#	F#,no 3rd
F#	F#,no 3rd	F#m/C#	F#m	F#m	G	Gsus2/B	G/B

Gm 	Gm 3 	Gm 	Gm, no 5th 	Gm/D 	Gm/D 	Gm/D 	Gm/D
Gm/Bb 7 	Gm 7 	Gm 7 	Gm7/Bb 7 	Gm/Bb 7 	Gm7/Bb 7 	Gm/Bb 7 	Gm7/Bb 7
Gm/Bb 7 	Gm/D 9 	Gm/Bb 9 	Gm/D 9 	Gm/Bb 9 	Gm/D 9 	A7, no 3rd 	A, no 3rd
A, no 3rd 	A7, no 3rd 	A 	A 	A7 	A/E, no 3rd 	A7/C# 3 	A7/E
A7sus4 	A/E, no 3rd 	A/E 	A7/C# 3 	A7 7 	A7 3 	A7 7 	A7 3
A7 3 	A7 5 	A 5 	A/E 5 	A/E 5 	A 5 	A, no 5th 5 	A 3
A 5 	A/C# 3 	A, no 3rd 7 	A 9 	A7 9 	A/C# 9 	A 9 	A 9
A/C# 9 	Am7 	Am7 	Am 	Am/E 	Am 	Am/C 	Am
Am7 5 	Am7/C 3 	Am7 5 	Am 5 	Am 5 	Am/E 5 	Am/E 5 	Am 5
Am 5 	Am 9 	Am7 9 	Am 9 	Am 9 	Am/C 9 	Bb/D 	Bb/F

Bb,no 5th 	Bb 	Bb, no 3rd 	Bbmaj7 	Bb/F 	Bb/D 	Bb/D 	Bb,no 3rd/F
Bb/F 	Bb 	Bb,no 3rd 	Bb 	Bb,no 3rd 	Bb/D 	Bb 	Bb
Bb,no 3rd 	Bbm/C# 	Bbm 	Bbm/F 	Bbm/C# 	Bbm/F 	Bbm7 	Bbm7
Bbm 	Bbm7 	Bbm7 	Bbm 	Bbm 	Bbm7 	B,no 3rd 	B/F#
B/F# 	B/D 	B 	B/F# 	B 	Bm7, no 5th 	Bm7 	Bm7/D
Bm7/A 	Bm7/D 	Bm,no 5th 	Bm7 	Bm7 	Bm 	Bm/D 	Bm/F#
Bm7 	Bm7,no 5th 	Bm/D 	Bm7/D 	Bm7/D 	Bm7/D 	Bm7/D 	Bm/D
Bm7 	Bm7/D 	Bm 	Bm7/D 	Bm7 	Bm7/D 	Bm7/D 	Bm7
Bm 	Bm 	Bm7 	Bm/F# 	C/E 	C7/E 	C/E 	C/E
C6 	Cmaj7 	C 	C,no 3rd 	C/G 	C,no 3rd/G 	C,no 3rd/G 	C9/E

