

DADRA & NAGAR HAVELI AND DAMAN & DIU



December 2020

For updated information, please visit www.ibef.org

Table of Contents

Executive Summary	3
Introduction	4
Economic Snapshot	9
Physical Infrastructure	11
Social Infrastructure	18
Industrial Infrastructure	21
Key Sectors	24
Key Procedures & Policies	28
Appendix	36

Executive summary

1

India's major textile producer

- Dadra & Nagar Haveli and Daman & Diu lead in integrated textile plants and polyester hub and account for 80% of India's texturising yarn production.



2

India's key plastic producer

- Dadra & Nagar Haveli and Daman & Diu are leaders in plasticisers and contributes to 28% of India's plastic production in the form of aerospace, households, medical, green houses, defence and non-conventional energy.



3

Strong growth in education and health

- As per the Union Budget 2019-20, the Ministry of Home Affairs allocated Rs. 54 crore (US\$ 7.3 million) to Dadra & Nagar Haveli and Rs. 62.99 crore (US\$ 8.5 million) to Daman & Diu in the form of various schemes to the education sector.
- As per the Union Budget 2019-20, the government allocated Rs. 119.32 crore (US\$ 16.1 million) to Dadra & Nagar Haveli and Rs. 33.88 crore (US\$ 4.5 million) to Daman & Diu in the form of various schemes to the health services sector.



4

Government's effort to boost road connectivity

- The Union territory has two national highways that pass through, connecting it to Mumbai and Gujarat.
- The government has been undertaking various road connectivity projects in Dadra & Nagar Haveli and Daman & Diu—i.e., eight-lane Baroda-Mumbai expressway and upgrade projects such as Kauncha Road Upgradation Project and Industrial Estates Road Upgradation Project



Source: Central Statistics Office, Department for Promotion of Industry and Internal Trade ,¹Including Puducherry, News articles

INTRODUCTION




Dadra & Nagar Haveli fact file





Dadra & Nagar Haveli
Union Territory


491.km.
geographical area


77.2% Literacy rate


700 persons per sq. km.
Population density


1,40,000
female population


1 Administrative districts


3,40,000
total population


1,90,000
male population

774
Sex ratio
(females per 1,000 males)

Key Insights

- Dadra & Nagar Haveli, a union territory of India, is located in the western region of India. The state shares its border with the Arabian Sea, Maharashtra and Gujarat.
- In January 2020, the government merged the two union territories of Dadra & Nagar Haveli and Daman & Diu into one.
- Languages spoken are Gujarati and Marathi.
- The union territory's administrative headquarters is located at Daman and there are two districts.
- Dadra & Nagar Haveli has a tropical climate, with monsoon lasting from June to September.


Source: Census 2011


Daman & Diu fact file





Daman & Diu
Union Territory


112.km.
geographical area



87.1% Literacy rate


2,172 persons per sq. km.
Population density


90,000
female population


1 Administrative districts


2,40,000
total population


1,50,000
male population

668
Sex ratio
(females per 1,000 males)

Key Insights

- Daman & Diu, a union territory of India, is located in the western region of India. The state shares its border with the Arabian Sea, Maharashtra and Gujarat.
- In January 2020, the government merged the two union territories of Dadra & Nagar Haveli and Daman & Diu into one.
- Languages spoken are Gujarati and Marathi.
- The union territory's administrative headquarters is located at Daman and there are two districts.
- Daman & Diu has a tropical climate, with monsoon lasting from June to September.

Advantage Dadra & Nagar Haveli and Daman & Diu

Policy Support

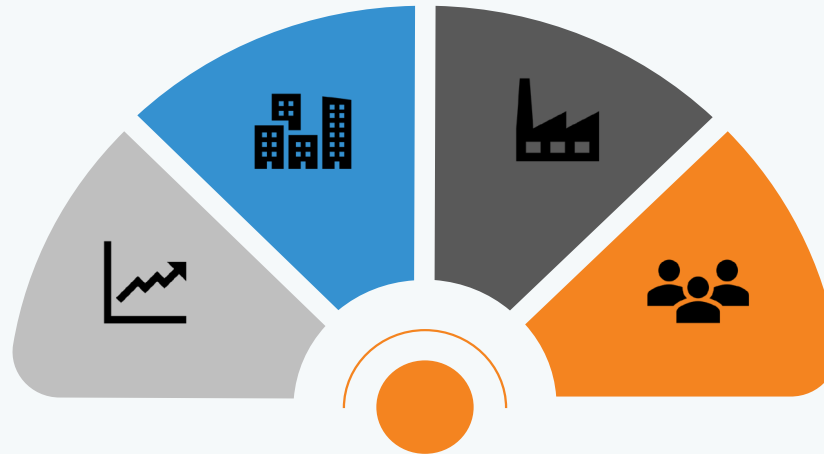
- Strong IT policy to enable the union territory to be IT enabled and responsive
- Industrial Policy 2015 aimed at achieving industrial growth rate of 12-14% every year in the union territory, creating 40,000 jobs and investing Rs. 5,000 crore (US\$ 677 million) in new projects in the next five years.

Facilitating Infrastructure

- Dadra & Nagar Haveli and Daman & Diu has a well-developed industrial infrastructure
- It has an airport that is connected to two cities of India namely Mumbai and Ahmedabad, It also has minor port infrastructure that is primarily used for fishing and commuting.

Strong Presence in Textile and Plastic Sector

- Accounts for 80% of India's texturising yarn production in the country.
- Contributes to 28% of India's plastic production.



Geographic position of Dadra & Nagar Haveli and Daman & Diu

- Dadra & Nagar Haveli and Daman & Diu are situated close to Mumbai and the state of Gujarat.
- The union territory is connected via NH 8 and NH 251, the Diu port and airport

Source: Ministry of Statistics and Programme Implementation, News articles

Dadra & Nagar Haveli and Daman & Diu in figures

Dadra & Nagar Haveli and Daman & Diu Social Indicator



Literacy rate (%)

India: 74.04 | Dadra & Nagar Haveli: 77.2
Daman & Diu: 87.1



Birth rate (per 1,000 population (%))

India: 20.4 | Dadra & Nagar Haveli: 24.5
Daman & Diu: 24

Physical Infrastructure in Dadra & Nagar Haveli and Daman & Diu



Installed power capacity (MW) (as of November 2020)

India: 374,199.04 | Dadra & Nagar Haveli: 498.39
Daman & Diu : 241.93



Wireless subscribers (million) (as of June 2020)

India: 1,140.71 | Dadra & Nagar Haveli & Daman & Diu :0.73



Airport (No)

India: 125 | Daman & Diu : 1



National highway length (km) (as of September 2019)

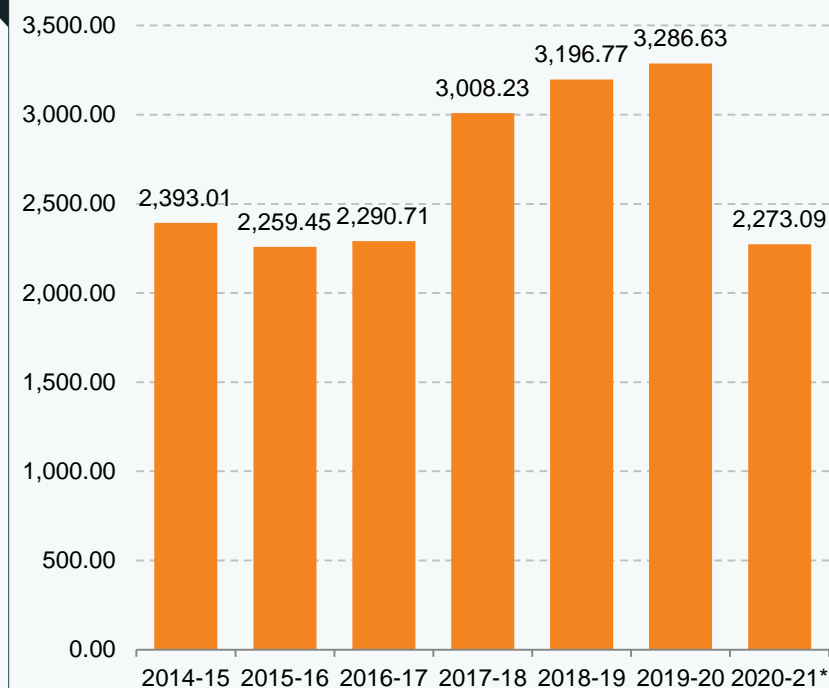
India: 1,32,499.5 | Dadra & Nagar Haveli: 31.0
Daman & Diu : 22.0

Note: GSDP, per capita GSDP figures are for 2017-18 taken at current prices, Conversion rate: 64.45, For source refer to Annexure, * - Includes Pondicherry, ** - year-on-year, MW- megawatt, FDI- Foreign direct investment, MN- Million

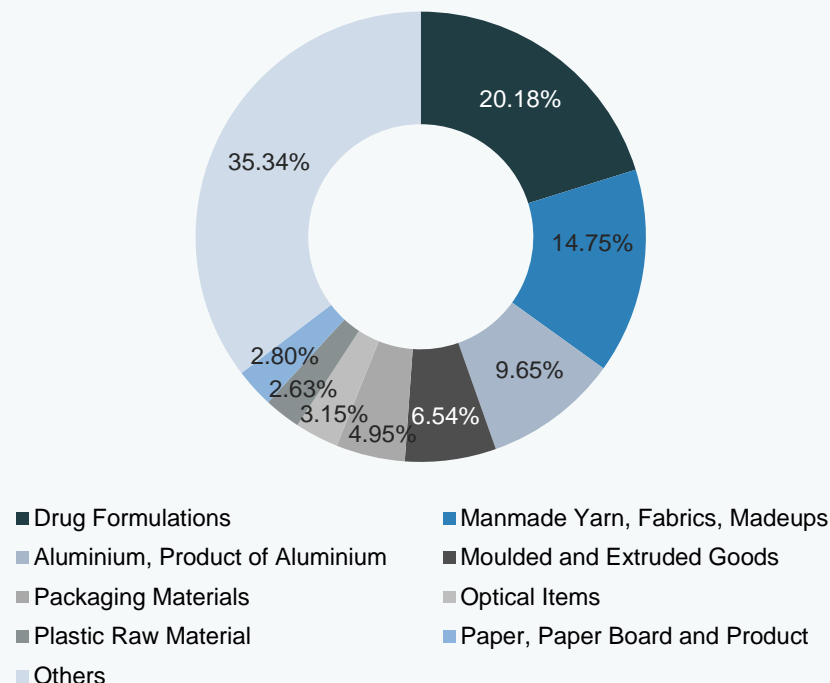


Economic snapshot – Exports

Export Trend (US\$ million)



Composition of Major Items Exported from Dadra & Nagar Haveli and Daman & Diu (FY21*)



- Total merchandise exports from the UT stood at US\$ 3,286.63 million in 2019-20. As of December 2020, exports stood at US\$ 2,273.09 million in FY21*.
- The UT exported key items such as drug formulations, manmade yarn, fabrics, madeups and aluminium and its products..

Note: RMG - Ready Made Garments, *- Until December 2020

Source: Directorate General of Commercial Intelligence and Statistics



Physical infrastructure – Roads



Roads

- NH-8 - Mumbai-Vadodara-Delhi (western express highway) touches Dadra & Nagar Haveli. All villages in the union territory are connected by road.
- NH-251 - Connecting Una in Gujarat and Ghoghla in the union territory of Daman & Diu.
- The proposed eight-lane Baroda-Mumbai expressway will pass through the states of Maharashtra, Gujarat and Dadra & Nagar Haveli, thereby opening investments in the union territory.
- In January 2020, the Ministry of Road Transport & Highways assigned a new motor vehicle registration mark “DD” to ‘Dadra & Nagar Haveli and Daman and Diu’ for registration of vehicles

Road type	Road length (km)	
	Dadra & Nagar Haveli	Daman & Diu
National highways (as of March 2019)	17	-
Total length of the road (km)	721.71	191 (Daman), 78 (Diu)

Upcoming Road Projects	District	Cost of the project (US\$ million)
Rakholi Bridge - Khadoli Junction Road Upgradation Project	Dadra & Nagar Haveli	21.13
Industrial Estates Road Upgradation Project	Dadra & Nagar Haveli	4.47
SSR Collage - Sayli Junction Road Upgradation Project	Dadra & Nagar Haveli	0.93
Kauncha Road Upgradation Project	Dadra & Nagar Haveli	0.79
Athal-Luhari Road Upgradation Project	Dadra & Nagar Haveli	0.78
Complete Streets and Junction Improvement Project	Dadra & Nagar Haveli	9.35
Daman Ganga River NH 848B Bridge Construction Project	Daman & Diu	33.87

Physical infrastructure – Ports



Ports

- The Diu port is a minor port as per Section 4 of the Indian Port Act 1908 and is located on the West coast of the Arabian Sea in the Saurashtra region of Gujarat.
- At present, fishing is the main activity; however, there is a demand for passenger services between Diu and Mumbai and cruise boat for tourist rides.

Port Centre	Type of Berth	Size of Berth (m)	Purpose
Diu	Solid Wharf	170	Passenger/ Cargo
Ghoghla	Pile "T" Jetty	60	Fishing
Vanakbara	Solid Wharf	1,100	Fishing
	Pile Jetty	135	

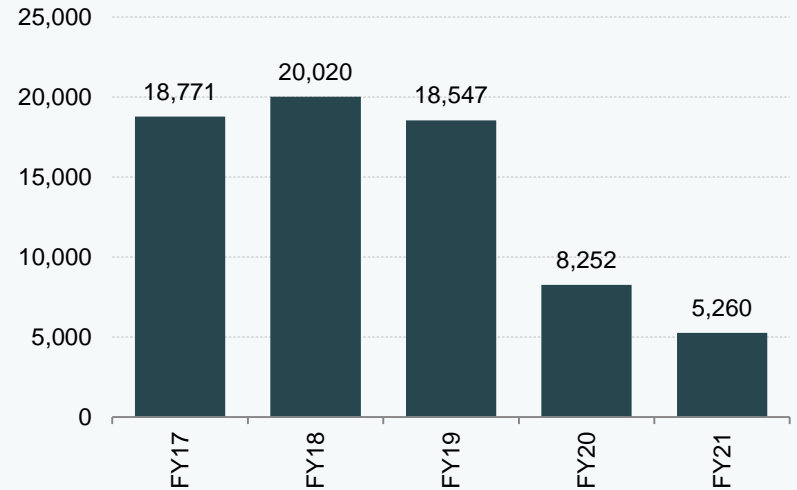
Physical infrastructure – Airport



Airport

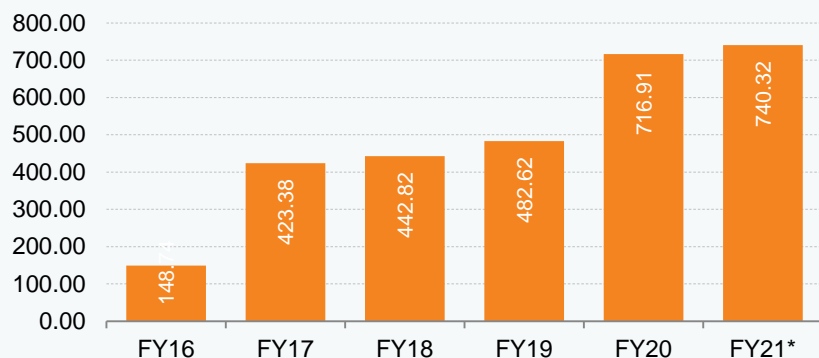
- A domestic airport is located in Diu with flights to and from Mumbai, Ahmedabad and Bhuj.
- The airport handled 5,260 passengers until October 2020 in FY21.
- In August 2020, the Government of India launched a Regional Connectivity Scheme, Udan (Ude Desh Ka Aam Nagrik), in an attempt to connect small cities of India with each other. Under this scheme, passengers in Diu will now be able to fly to and from Surat and Vadodara.

Diu Passenger Traffic

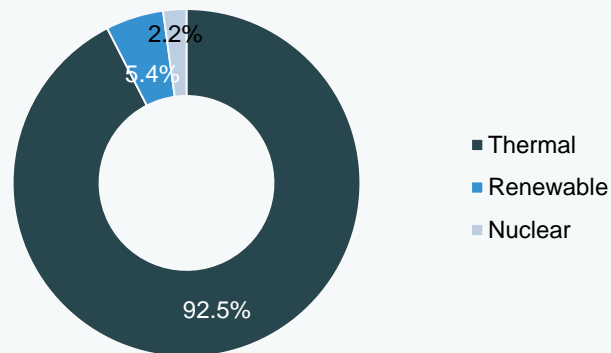


Physical infrastructure – Power

Installed Power Capacity (MW)



Classification of Installed Power Capacity in FY21*



- The Electricity Department is a part of the Administration of Union Territory of Dadra & Nagar Haveli and Daman & Diu, headed by the Secretary (Power).
- Of the total installed capacity in FY21*, 500.49 MW was managed by central utilities. Thermal power plants accounted for a significant share in the total installed capacity with 684.49 MW, whereas nuclear energy and renewable energy contributed 16 MW and 39.83 MW, respectively.
- Under the State Budget 2019-20, the government proposed Rs. 28.03 crore (US\$ 0.38 million) for various schemes under the power sector.
- The industrial sector is the largest consumer of electricity, followed by the domestic sector. The Electricity Department controls power infrastructure in the state.

Note: MW- megawatt, Until November 2020

Source: Central Electricity Authority, Union Budget 2020

Physical infrastructure – Telecom



- As of June 2020, Dadra & Nagar Haveli and Daman & Diu had 0.73 million telephone subscribers
- As of June 2020, the Dadra & Nagar Haveli and Daman & Diu had 0.73 million wireless subscribers. Tele-density stood at 70.53%.

Upcoming Telecommunication Projects	Presence	Cost of the Project (US\$ million)
4G Services by BSNL	Across Nation	3.86
BharatNet Project	Across Nation	2.11
Network for Spectrum	Across Nation	2,000
Airtel Project	Across Nation	NA ¹
Vodafone Idea Project	Across Nation	NA ¹

Some of the key telecom service providers:

- Bharat Sanchar Nigam Limited (BSNL)
- Bharti Airtel
- Reliance Jio
- Vodafone Idea

Physical infrastructure – Urban development



- As per the State Budget 2019-20, the government provided Rs. 36.25 crore (US\$ 0.49 million) for water and sanitation in Daman & Diu
- As per the State Budget 2019-20, the government provided Rs. 31.23 crore (US\$ 0.42 million) for urban development in Dadra & Nagar Haveli

Upcoming Water Treatment Projects	Presence	Cost of the Project (US\$ million)
JJM Rural Implementation Project	Across Nation	4,877
Storm Water Drainage Development Project	Dadra & Nagar Haveli	11.11
Water Supply Network Development Project	Dadra & Nagar Haveli	8.6
Solid Waste Management Project	Daman & Diu	1.36
Bridging Irrigation Incentivisation Scheme Implementation Project	Across Nation	5,060
PMKSY-HKKP-CADWM Development Project	Across Nation	1,830
Cable Car Project	Daman & Diu	3.2



Social infrastructure – Education

Dadra & Nagar Haveli Educational Statistics

Institutes	177 primary, 129 upper primary
Secondary	20
Senior Secondary	21
Colleges	8
Standalone Institutes	2
Higher Education Institutes	10

Daman & Diu Educational Statistics

Institutes	59 primary, 44 upper primary
Secondary	18
Senior Secondary	24
Colleges	8
Standalone Institutes	2
Higher Education Institutes	10

- As per the Union Budget 2019-20, the Ministry of Home Affairs allocated Rs. 54 crore (US\$ 7.3 million) to Dadra & Nagar Haveli and Rs. 62.99 crore (US\$ 8.5 million) to Daman & Diu in the form of various schemes to the education sector.
- The union territory follows 'Samagra Shiksha', a programme for the school education sector extending from pre-school to class 12 and has the broader goal of improving school effectiveness in terms of equal opportunities for schooling and equitable learning outcomes.
- Most students migrate to other states to pursue higher education after completing their higher secondary education.
- The 'New Education Policy' will help in the development of higher education infrastructure within the boundaries of this union territory.

Source: MHRD report on 'education statistics at a glance, News Articles

Social infrastructure – Health

- As per the Union Budget 2019-20, the government allocated Rs. 119.32 crore (US\$ 16.1 million) to Dadra & Nagar Haveli and Rs. 33.88 crore (US\$ 4.5 million) to Daman & Diu in the form of various schemes to the health services sector.
- In 2018, the Central Government approved to set up the first medical college in Daman & Diu for which Rs. 189 crore (US\$ 25.6 million) had been approved.
- The upcoming private hospitals in Dadra & Nagar Haveli are Ayush Hospital with 50 beds and a cancer hospital and nursing hostel with 100 beds.



Healthcare Infrastructure

	Dadra & Nagar Haveli	Daman & Diu
Public facilities	13	8
Beds available in public facilities	568	298
Rural hospital	273	240
Urban hospital	326	0

Health Indicators (2016-2018)

	Dadra & Nagar Haveli	Daman & Diu
Birth rate	22.9	19.6
Death rate	3.8	4.5
Infant mortality rate	13	16

Note: ¹Per thousand persons, ²Per thousand live births

Source: Union Budget 2019-20, Hospacx Healthcare Business Consultancy UT overview, NITI Government report, Press Information Bureau Report, SRS Bulletin



Industrial infrastructure

- The Union Territory Administration is responsible for the development of Dadra & Nagar Haveli and Daman & Diu.
- The Industrial Policy 2018 announced by the Union Territory Administration provides a strong momentum for industrial growth and employment generation
- There are over 7,100 industrial units in the union territory, of which 85% are MSMEs
- In Daman & Diu, the key industries are plastic, pharmaceuticals and texturising units and in Dadra & Nagar Haveli, textile, basic metal and rubber & plastic products are the key industries.
- In December 2020, Hindalco Industries announced plans to set up 34,000 tonne aluminium extrusion plant worth Rs. 730 crore (US\$ 99.28 million) at Silvassa.

Industries in Dadra & Nagar Haveli

Rubber and Plastic Products	Chemicals and Chemical Products	Basic Metals
Electrical Equipment	Coke & Refined Petroleum Products	Paper & Paper Products
Pharmaceuticals	Fabricated Metal Products	Machinery & Equipment
Apparels		

Industries in Daman & Diu

Plastic Products	Apparels	Paper and paper Products
Pharmaceuticals	Basic Metals	Computer, Electronics and Optical Products
Chemicals and Chemical Products	Textile	Machinery and Equipment
Beverages		

Source: Industrial Policy Brochure - 2018, Invest India website

Industrial estates



- There are 39 industrial estates in Daman and 3,292 industrial units, of which 2,929 are in the small-scale sector. Two industrial areas have been developed by the OI DC at Daman and other industrial areas are located in Dabhel, Bhimpore, Kachigam and Kadaiya.
- In Dadra & Nagar Haveli, there are 3,175 industrial units, of which 2,620 are in the micro and small sector and 590 in the medium and large-scale sector.
- It is estimated that the industry alone provides employment to 120,000 people in the union territory.
- The key sectors with a large presence includes polyester and cotton yarn (80% of India's polyester yarn is reportedly made in Dadra & Nagar Haveli and Daman & Diu), plasticisers, papers, and petroleum by products such as lube oils, pharmaceuticals, plastics, electrical conductors and marble tiles.

Government Industrial Estates in Dadra & Nagar Haveli

Industrial Estates	Number of Plots	Size of the Plot (sq. m.)
Piparia Phase I	8	600-4,000
Piparia Phase II	59	600-4,000
Masat	141	600-4,000
Khadoli	90	1000-4,000

Source: Industrial Policy Brochure - 2018

KEY SECTORS



Key sectors – Plastic

- Dadra & Nagar Haveli and Daman & Diu are leaders in plasticisers and contributes to 28% of India's plastic production in the form of aerospace, households, medical, green houses, defence and non-conventional energy.
- The Industrial Policy 2015 aims to promote durable and quality products that can be recycled in the future.

Key Plastic Companies

Industrial Estates	Major Activity Description
Sunplast	Plastic Bag
Supreme Industries Limited	Laminated Plastic Film and Its Products. Theorem Like Tarpaulin
Chemco Plastic Private Limited	Plastic Products, Petreform and Jar Container
Weener Empire Plastic Limited	Plastic Product
Sanchi Molding Private Limited	Plastic Preform
Nilkamal Limited	Plastic Chair and Crate
Miltan Plastic Limited	Plastic Articles

Source: CEIC Data, Ministry of Statistics and Programme Implementation Dadra Nagar Haveli Report, Dun & Bradstreet Companies

Key sectors – Textile

- Dadra & Nagar Haveli and Daman & Diu lead in integrated textile plants and polyester hub and accounts for 80% of India's texturising yarn production.

Key Textile Companies

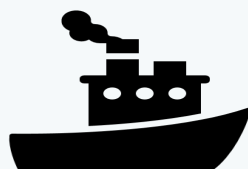
Industrial Estates	Major Activity Description
Alok Industries	Cloth Production, Textile Embroidery Product
Reliance Industries Ltd.	Texturising Polyester Yarn
Jbf Industries Limited	Polyester Yarn
Jai Corporation Limited	Dyed Yarn
Sanathan Textiles Private Limited	Yarns for The Fabric of Life
Filatex India Limited 1	Thread Production
Unify Texturizers Private Limited	Polyester Dhaga Manufacturing
Damodar Industries	Yarn Production
Sarla Performance Private Limited	Polyester, Nylon, Yarn
Jiwarajaka Textile Industries	Yarn Production

Source: Ministry of Mines, Government of India, Ministry of Statistics and Programme Implementation Dadra Nagar Haveli Report

Key sectors – Marine products

- The approximate length of coastline in Dadra & Nagar Haveli and Daman & Diu is 27 km with 7 landing centers.
- About 1,500 trawlers and mechanised boats are engaged in fishing in the union territory.
- The marine catch comprises oil sardines, shrimps, Indian mackerel, Bombay duck, croakers, cephalopods, other sardines and threadfin breams.
- As there is a large scope of investment in packaging, processing, preservation and export of coastal fish in the union territory, the xx is expected to provide better infrastructure facilities such as fishery harbour, preservation and processing infrastructure, cold chain with insulation transport facilities, etc.

Fishing Craft	# of crafts
Traditional crafts (non-motorized)	321
Motorised crafts	359
Mechanised boats	1,000



Source: The Marine Products Exports Development Authority (MPEDA)



PROCEDURE

POLICIES

Key investment promotion offices

Agency	Description
District Industries Centre	<ul style="list-style-type: none"> It has been established with the purpose of providing manufacturer certification for quality control, ISO 9000 reimbursement, change of name and constitution, NOC for additional power, implementation of Prime Minister's Employment Generation Programme, etc.
Daman Municipal Council	<ul style="list-style-type: none"> The council is responsible for providing birth and death certificates, licenses, building permission, etc. The Municipality of Daman & Diu is under control of the director of municipal administration.
Department of Labour and Employment	<ul style="list-style-type: none"> The main function of the Department of Labour and Employment is to implement various provision of the law and register names in the employment exchange.
Department of Planning and Statistics	<ul style="list-style-type: none"> It has been established to conduct various surveys and censuses, monitor union territory schemes, preparation of human development report, etc.
Department of Law and Justice	<ul style="list-style-type: none"> The department is responsible for guiding the Department of Administration in legal affairs.

Source: U.T. Administration of Dadra & Nagar Haveli and Daman & Diu

Contact list

	Agency	Contact information
	District Industries Centre	<p>District Industries Centre Fort Area, Moti Daman - 396 220 Phone: 91-2230871/2230310 Email address: dicdaman@ymail.com Website: https://daman.nic.in/district-industries-centre.aspx</p>
	Daman Municipal Council	<p>Daman Municipal Council Fort Area, Moti Daman - 396220 Phone: 91-0260-2230666/2230879 E-mail: codmc-daman-dd@nic.in Website: www.dmcdaman.in</p>

Source: U.T. Administration of Dadra & Nagar Haveli and Daman & Diu

Key approvals required

Approvals and clearances required	Departments to be consulted
Incorporation of Company	Registrar of Companies
Registration, Industrial Entrepreneurs Memorandum (IEM), Industrial Licences	High-powered Coordination Committee (HPCC) for large and midsized projects, Director of Industries, and Trade and Commerce for small and micro projects
Allotment of Land	Land Survey Department City Survey Office, Daman
Permission for Land Use	Department of Town and Country Planning, Damam
Site Environmental Approval	Department of Environment and Forest
No Objection Certificate and Consent under Water and Pollution Control Acts	Central Pollution Control Board
Sanction of Power	U.Ts. Administration of Daman & Diu and Dadra Nagar Haveli
Registration under the State Sales Tax Act and Central and Excise Act	U.Ts. Administration of Daman & Diu and Dadra Nagar Haveli

Source: U.T. Administration of Dadra & Nagar Haveli and Daman & Diu

Cost of starting a business in Dadra & Nagar Haveli and Daman & Diu...(1/2)

Procedure	Time to complete	Associated costs (US\$)
Obtain online Director Identification Number (DIN) from the Ministry of Corporate Affairs Portal (National)	1 day	1.65
Obtain digital signature certificate online from private agency authorised by the Ministry of Corporate Affairs (National)	3 days	24.88
Reserve the company name online with the Registrar of Companies (ROC) (National)	5 days	8.29
Stamp the company documents at the State Treasury (State)	1 day	2.98
Get the Certificate of Incorporation from the Registrar of Companies, Ministry of Corporate Affairs (National)	6 days	219.80
Make a seal (Private)	1 day	5.80

Source: Doing Business 2020 Report

Cost of starting a business in Dadra & Nagar Haveli and Daman & Diu...(2/2)

Procedure	Time to complete	Associated costs (US\$)
Obtain a Permanent Account Number (PAN) from an authorised franchise or agent appointed by the National Securities Depository Ltd. (NSDL) or the Unit Trust of India (UTI) Investors Services Ltd., as outsourced by the Income Tax Department (National)	15 days	1.11
Obtain a Tax Account Number (TAN) for income taxes deducted at the source from an authorised franchise or agent appointed by the National Securities Depository Ltd. (NSDL), as outsourced by the Income Tax Department (National)	14 days	0.94
Register with the Office of Inspector, Shops and Establishment Act (State/ Municipal)	7 days	82.94
Register for Value-added Tax (VAT) at the Commercial Tax Office (State)	20 days	8.29
Register with Employees' Provident Fund Organization (National)	20 days	No cost
Register for medical insurance at the regional office of the Employees State Insurance Corporation (National)	14 days	No cost

Source: Doing Business 2020 Report

Cost of doing business in Dadra & Nagar and Daman & Diu

Cost parameter	Cost estimate
Industrial land (per sq ft)	More than US\$ 25
Office space rent (per sq ft per month)	More than US\$ 23 cents
Hotel costs (per room, per night)	US\$ 20-200
Power (per kWh)	More than US\$ 0.019
Labour (minimum wage per day)	Unskilled - US\$ 3.6 Semi-skilled - US\$ 3.7 Skilled - US\$ 3.8

Source: Industry source

State acts & policies

1

IT Policy 2019-24

- To nurture a culture of IT-enabled responsiveness and transparent governance in the union territory.

[Read more](#)

2

Industrial Policy 2015

- The policy aims at achieving an industrial growth rate of 12-14% every year in the union territory.
- Creating 40,000 jobs and investing Rs. 5,000 crore (US\$ 677 million) in new projects in the next five years.

[Read more](#)

3

Minor Mineral Concession, Stocking, Transportation of Minerals and Prevention of Illegal Mining Rules, 2012

- The act provides detailed rules and responsibilities on mining, stocking and transportation of minerals.

[Read more](#)



Sources

Data	Sources
Installed power capacity (MW)	Central Electricity Authority
Wireless subscribers (No)	Telecom Regulatory Authority of India
Internet subscribers (million)	Telecom Regulatory Authority of India
National highway length (km)	Ministry of Road Transport and Highways
Number of Ports	India Ports Association
Airports (No)	Airports Authority of India
Literacy rate (%)	Census 2011
Birth rate (per 1,000 population)	SRS Bulletin, September 2017

Exchange rates

Exchange Rates (Fiscal Year)

Year Rs.	Rs. Equivalent of one US\$
2004-05	44.95
2005-06	44.28
2006-07	45.29
2007-08	40.24
2008-09	45.91
2009-10	47.42
2010-11	45.58
2011-12	47.95
2012-13	54.45
2013-14	60.50
2014-15	61.15
2015-16	65.46
2016-17	67.09
2017-18	64.45
2018-19	69.89
2019-20	70.49

Exchange Rates (Calendar Year)

Year	Rs. Equivalent of one US\$
2005	44.11
2006	45.33
2007	41.29
2008	43.42
2009	48.35
2010	45.74
2011	46.67
2012	53.49
2013	58.63
2014	61.03
2015	64.15
2016	67.21
2017	65.12
2018	68.36
2019	69.89
2020*	74.18

Note: *As of December 2020

Source: Reserve Bank of India, Average for the year

India Brand Equity Foundation (IBEF) engaged Sutherland Global Services private Limited to prepare/update this presentation.

All rights reserved. All copyright in this presentation and related works is solely and exclusively owned by IBEF, delivered during the course of engagement under the Professional Service Agreement signed by the Parties. The same may not be reproduced, wholly or in part in any material form (including photocopying or storing it in any medium by electronic means and whether or not transiently or incidentally to some other use of this presentation), modified or in any manner communicated to any third party except with the written approval of IBEF.

This presentation is for information purposes only. While due care has been taken during the compilation of this presentation to ensure that the information is accurate to the best of Sutherland Global Services' Private Limited and IBEF's knowledge and belief, the content is not to be construed in any manner whatsoever as a substitute for professional advice.

Sutherland Global Services Private Limited and IBEF neither recommend nor endorse any specific products or services that may have been mentioned in this presentation and nor do they assume any liability, damages or responsibility for the outcome of decisions taken as a result of any reliance placed on this presentation.

Neither Sutherland Global Services Private Limited nor IBEF shall be liable for any special, direct, indirect or consequential damages that may arise due to any act or omission on the part of the user due to any reliance placed or guidance taken from any portion of this presentation.

