



# DAEMEN WILDCATS

## DAEMEN MEN'S BASKETBALL GAME NOTES

## D2CCA TIP-OFF CLASSIC

### SCHEDULE/RESULTS

OVERALL: 0-0 | ECC: 0-0 | STREAK: L1  
HOME: 0-0 | AWAY: 0-0 | NEUTRAL: 0-0

#### OCTOBER (0-0)

29 vs. Minn. St. Moorhead ^ 6:30 PM  
30 vs. Colorado Mesa ^ 6:30 PM  
31 at West Texas A&M ^ 6:30 PM

#### NOVEMBER (0-0)

4 at Buffalo # 7:30 PM  
8 **MEDAILLE #** 7 PM  
12 **U. SCIENCES %** 7 PM  
13 **BENTLEY %** 3 PM  
17 at Mercyhurst 7 PM  
23 at Staten Island \* 7 PM  
27 **ST. ROSE** 1 PM  
29 at West Liberty 5:30 PM

#### DECEMBER (0-0)

6 at Le Moyne 5:30 PM  
8 **ROBERTS WESLEYAN \*** 7:30 PM  
12 **BRIDGEPORT \*** 1 PM  
18 **FRANKLIN PIERCE \$** 11 AM  
20 at Dist. Columbia \* 3 PM  
30 **STONEHILL** 12 PM

#### JANUARY (0-0)

1 **ST. ANSELM** 1 PM  
3 at Clarion 3 PM  
8 at D'Youville \* 12 PM  
14 **MOLLOY \*** 7:30 PM  
16 **QUEENS \*** 2 PM  
21 at St. Thomas Aquinas \* 7:30 PM  
23 at Mercy \* 2 PM  
28 **STATEN ISLAND \*** 7:30 PM  
30 **DIST. COLUMBIA \*** 2 PM

#### FEBRUARY (0-0)

2 at Roberts Wesleyan \* 8 PM  
5 at Bridgeport \* 3 PM  
9 **D'YOUVILLE \*** 7:30 PM  
18 **ST. THOMAS AQUINAS \*** 7:30 PM  
20 **MERCY \*** 2 PM  
24 at Molloy \* 7 PM  
26 at Queens \* 1:30 PM

#### HOME GAMES IN BOLD CAPS

^ D2CCA Tip-Off Classic (Canton, Texas)





# Exhibition Game

% East Region Challenge


\$ Game Played At KeyBank Center (Buffalo, N.Y.)

\* East Coast Conference Game

### THE MATCHUPS

				
	Oct. 29	Oct. 30	Oct. 31	<b>Game Date</b>
	6:30 PM (CDT)	6:30 PM (CDT)	6:30 PM (CDT)	<b>Game Time</b>
	0-0	0-0	0-0	<b>'21-22 Record</b>
	RV	4	3	<b>NABC Ranking</b>
	-	-	-	<b>D2SIDA Ranking</b>
	Chad Walthall	Mike DeGeorge	Tom Brown	<b>Head Coach</b>
	19th season	21st season	8th season	<b>Experience</b>
	337-176 (.657)	256-270 (.487)	181-43 (.808)	<b>Record (Win %)</b>
	Lorenzo McGee (13.4 ppg)	Ethan Menzies (15.9 ppg)	Zach Toussaint (10.0 ppg)	<b>Top Scorer (Returning)</b>
	Dane Zimmer (5.4 rpg)	Ethan Menzies (7.8 rpg)	Kavon Booker (4.2 rpg)	<b>Top Rebounder (Returning)</b>
	Bryce Irsfeld (2.9 apg)	Georgie Dancer (3.2 apg)	Zach Toussaint (0.6 apg)	<b>Top Assists (Returning)</b>
				0-0
				RV
				-
				Mike MacDonald
				25th season
				396-283 (.583)
				Andrew Sischo (26.9 ppg)
				Andrew Sischo (13.0 rpg)
				Sean Fasoyiro (3.9 apg)

### PROBABLE STARTERS (w/ 2020-21 stats)



#	Name	Pos.	Ht.	Yr.	PPG	RPG	APG	FG%	3FG%
2	S. Fasoyiro	G	6-3	Gr.	13.9	7.1	3.9	.471	.348
4	K. Harris	G	6-3	Gr.	12.5	3.9	3.1	.400	.385
5	R. Salzberg	G	6-4	Jr.	8.6	2.6	2.3	.416	.356
15	A. Mason	G	6-3	So.	12.6	6.1	3.3	.551	.487
22	A. Sischo	C	6-9	Gr.	26.9	13.0	1.5	.630	.211

### OFF THE BENCH

11	J. Johnson	G	6-0	So.	3.1	1.1	1.7	.359	.368
13	N. MacDonald	G	6-5	Jr.	3.1	1.4	0.4	.318	.304
23	J. Hemphill	F	6-6	So.	3.8	2.2	0.8	.500	.000
25	R. Bradley	F	6-7	R-Jr.	-	-	-	-	-
33	J. Atkins	G/F	6-5	R-Jr.	-	-	-	-	-

MBB Contact:

Mike Miranto, Sr. Associate A.D. for Communications/Operations

[mmiranto@daemen.edu](mailto:mmiranto@daemen.edu) | (O): 716-839-8385

[www.daemenwildcats.com](http://www.daemenwildcats.com)

**NUMERICAL ROSTER**

#	Name	Pos.	Ht.	Yr.	Hometown
2	Sean Fasoyiro	G	6-3	Gr.	Houston, Texas
3	Tyler Hind	G	5-11	So.	Randolph, N.Y.
4	Kyle Harris	G	6-3	Gr.	Buffalo, N.Y.
5	Ryan Salzberg	G	6-4	Jr.	Manlius, N.Y.
10	Trevor Book	G	6-4	R-Jr.	N. Tonawanda, N.Y.
11	Justin Johnson	G	6-0	So.	Buffalo, N.Y.
12	Patrick Higgins	G	5-10	R-So.	Pennington, N.J.
13	Nick MacDonald	G	6-5	Jr.	Amherst, N.Y.
15	Andrew Mason	G	6-3	So.	Webster, N.Y.
21	Sayeed Osorio	G	6-1	Sr.	New York, N.Y.
22	Andrew Sischo	C	6-9	Gr.	Guilderland, N.Y.
23	Justin Hemphill	F	6-6	So.	Buffalo, N.Y.
24	Ziv Basden	F	6-5	Gr.	Nassau, Bahamas
25	Ryan Bradley	F	6-7	R-Jr.	Niagara Falls, N.Y.
30	Zecaree Veiga	F	6-4	Gr.	Riverside, R.I.
33	Joey Atkins	F	6-5	R-Jr.	Watervliet, N.Y.
35	Tyler Putney	G	6-6	Fr.	Fredonia, N.Y.
45	Justin Pouppey	G	5-10	R-So.	Buffalo, N.Y.
50	Tony Arnold	G	6-1	So.	Rochester, N.Y.

**COACHING STAFF**

Head Coach: **Mike MacDonald** (St. Bonaventure '88); 8th season  
 Assistant Coach: **Ryan Grandits** (Medaille '15)  
 Assistant Coach: **Matt Hart** (George Washington '17)  
 Assistant Coach: **Matt Hartman** (Hilbert '21)  
 Director of Player Development: **David Johnson** (Daemen '10)  
 Athletic Trainer: **Jeff Sage** (SUNY Brockport '94)  
 Strength & Conditioning Coach: **Katie Eschner** (Slippery Rock '15)

**PRONUNCIATIONS**

2	Sean <b>FASOYIRO</b>	Fass-oh-yeer-oh
3	Tyler <b>HIND</b>	High-nd
11	<b>JUSTON</b> Johnson	Justin
21	<b>SAYEED OSORIO</b>	Sy-eed Oh-sor-ee-oh
22	Andrew <b>SISCHO</b>	Siss-koh
23	Justin <b>HEMPHILL</b>	Hemp-hill
24	Ziv <b>BASDEN</b>	Bayz-din
30	Zecaree <b>VEIGA</b>	Vay-gah
45	Justin <b>POUMPEY</b>	Pom-pay

**BUILDING THE WILDCATS**

BY POSITION		BY CLASS	
Guard	13	Freshman	1
Forward	5	R-Freshman	0
Center	1	Sophomore	5
		R-Sophomore	2
		Junior	2
		R-Junior	3
		Senior	1
		R-Senior	0
		Graduate	5
BY HEIGHT		BY STATE/COUNTRY	
6-9	1	New Jersey	1
6-7	1	New York	15
6-6	2	Rhode Island	1
6-5	3	Texas	1
6-4	3	Bahamas	1
6-3	3		
6-1	2		
6-0	1		
5-11	1		
5-10	2		

**QUICK FACTS**

GENERAL INFORMATION	
Location	Amherst, N.Y.
Founded	1947 (as Rosary Hill College)
Enrollment	2,760
School Colors	Medium Blue, Gray & White
Nickname	Wildcats
Home Facility	Lumsden Gymnasium
Capacity	1,000
Opened	1984
Affiliation	NCAA Division II
Conference	East Coast Conference (ECC)
President	Dr. Gary A. Olson
Director of Athletics	Traci Murphy
Senior Woman Administrator	Karen Roehling
Faculty Athletics Representative	Kevin Telford
Athletics Department Phone	(716) 839-8346

**HISTORY**

Start of Modern Statistical Era	1986-87
Overall Record (Win %)	588-449 (.567)
NAIA Membership	1986-87 to 2011-12
American Mideast Conference	2001-02 to 2011-12
NAIA Tournament Berths / Years	4 / 2000, 2004, 2006, 2012
NAIA Era Record / # of Seasons	401-379 / 26
USCAA Membership	2012-13 to 2014-15
USCAA Tournament Berths / Years	3 / 2013, 2014, 2015
USCAA National Championships / Years	1 / 2015
USCAA Era Record / # of Seasons	69-23 / 3
NCAA Division II Transition Period	2012-13 to 2014-15
NCAA Division II Membership	2015-15 to Present
East Coast Conference	2013-14 to Present
ECC Record / # of Seasons	106-33 / 8
ECC Regular Season Titles / Years	2 / 2014, 2019
NCAA Tournament Berths / Years	3 / 2019, 2020, 2021
NCAA Regional Championships / Years	1 / 2021
NCAA Era Record / # of Seasons	114-47 / 6

**ECC/NCAA ERA YEAR-BY-YEAR**

Season	Overall		Conference		Coach
	W-L	Pct.	W-L	Pct.	
2013-14 *	21-7	.750	17-3	.850	D. Silveri
2014-15 *	21-10	.677	13-7	.650	M. MacDonald
2015-16 ^	19-10	.655	14-6	.700	M. MacDonald
2016-17	19-9	.679	12-6	.667	M. MacDonald
2017-18	22-8	.733	15-3	.833	M. MacDonald
2018-19	24-6	.800	16-2	.889	M. MacDonald
2019-20	24-8	.750	12-4	.750	M. MacDonald
2020-21	10-6	.625	7-2	.778	M. MacDonald

\* ineligible for ECC/NCAA postseason (transition period)

^ first season of full NCAA Division II membership

**2013-14 ECC Regular Season Champions**

**2015-16 ECC Championships Finalist**

**2018-19 ECC Regular Season Champions**

**2020-21 ECC Championships Finalist**

**2019 NCAA Tournament**

**2020 NCAA Tournament**

**2021 NCAA Tournament | East Region Champions | Elite Eight**

**RADIO/TV ROSTER**



**#2 Sean Fasoyiro**  
6-3 | G | Gr.  
Houston, Texas



**#3 Tyler Hind**  
5-11 | G | So.  
Randolph, N.Y.



**#4 Kyle Harris**  
6-3 | G | Gr.  
Buffalo, N.Y.



**#5 Ryan Salzberg**  
6-4 | G | Jr.  
Manlius, N.Y.



**#10 Trevor Book**  
6-4 | G | R-Jr.  
N. Tonawanda, N.Y.



**#11 Juston Johnson**  
6-0 | G | So.  
Buffalo, N.Y.



**#12 Patrick Higgins**  
5-10 | G | R-So.  
Pennington, N.J.



**#13 Nick MacDonald**  
6-5 | G | Jr.  
Amherst, N.Y.



**#15 Andrew Mason**  
6-3 | G | So.  
Webster, N.Y.



**#21 Sayeed Osorio**  
6-1 | G | Sr.  
New York, N.Y.



**#22 Andrew Sischo**  
6-9 | C | Gr.  
Guilderland, N.Y.




**#23 Justin Hemphill**  
6-6 | F | So.  
Buffalo, N.Y.



**#24 Ziv Basden**  
6-5 | F | Gr.  
Nassau, Bahamas



**#25 Ryan Bradley**  
6-7 | F | R-Jr.  
Niagara Falls, N.Y.



**#30 Zecaree Veiga**  
6-4 | F | Gr.  
Riverside, R.I.



**#33 Joey Atkins**  
6-5 | F | R-Jr.  
Watervliet, N.Y.



**#35 Tyler Putney**  
6-6 | G | Fr.  
Fredonia, N.Y.




**#45 Justin Pouppey**  
5-10 | G | R-So.  
Buffalo, N.Y.




**#50 Tony Arnold**  
6-1 | G | So.  
Rochester, N.Y.



**Mike MacDonald**  
Head Coach



**Ryan Grandits**  
Assistant Coach



**Matt Hart**  
Assistant Coach



**Matt Hartman**  
Assistant Coach



**David Johnson**  
Player Development

**BY THE NUMBERS****1986-87**

First Season of Modern Era

**588**

Modern Era Wins

**.880**Home Winning Percentage  
Since 2011-12**27**Most Wins In A Season  
(2012-13)**27**

1,000 Point Scorers

**23**

Winning Seasons

**13**

20-Win Seasons

**10**National Tournament Berths  
(NAIA, USCAA, NCAA)**2015-16**

First Season Of NCAA Era

**118**

NCAA Era Wins

**106**

East Coast Conference Wins

**24**Most Wins Of NCAA Era  
(2018-19, 2019-20)**23**

All-ECC Selections

**2**East Coast Conference  
Regular Season  
Championships**3**

NCAA Tournament Berths

**2**Consensus All-American  
Selections**TEXAS-SIZED CHALLENGES**

Daemen opens the 2021-22 season with three games at the D2CCA Tip-Off Classic in Canyon, Texas. All three of Daemen's opponents were NCAA tournament qualifiers last season, and the slate includes a rematch of Daemen's first-ever NCAA Division II Elite Eight game vs. West Texas A&M. Friday's opponent, Minnesota State Moorhead, is receiving votes for the NABC top-25, while Colorado Mesa (No. 4) and West Texas A&M (No. 3) open the season with top-five national rankings.

**RELOADED**

Daemen is set to return 11 players, including all five starters, from their regional championship team – players responsible for 98% of scoring, 99% of rebounding and assists from a season ago. None is bigger, both literally and figuratively, than center Andrew Sischo who returns for a fifth collegiate season after averaging 26.9 points and 13.0 rebounds per game last season. Fellow All-ECC picks Sean Fasoyiro (13.9 ppg, 7.1 rpg, 3.9 apg) and Kyle Harris (12.5 ppg, 39% 3PT) also return, along with Ryan Salzberg (8.6 ppg, 36% 3PT) and Andrew Mason (12.6 ppg, 6.1 rpg, 49% 3PT).

**A MAGICAL RUN**

The Wildcats earned their third consecutive NCAA tournament berth and captured their first regional title last March. After entering the tournament as the No. 2 seed in the East Regional, the Wildcats ran to an 81-69 win over third-seeded Bloomfield in the regional semifinals, marking the program's first-ever NCAA tournament victory. The Wildcats followed up with a 71-70 defeat of top-seeded St. Thomas Aquinas in the regional final, avenging a loss just nine days prior in the ECC Championship final. Andrew Sischo was named the Most Outstanding Player of the East Regional after netting 25 points and grabbing 13 rebounds in the final. The Wildcats' run came to an end just over a week later in Evansville, Indiana where they suffered a 97-83 loss in the Elite Eight to top-seeded and eventual national runner-up West Texas A&M. The Wildcats finished with a 10-6 overall record and were ranked ninth in the final D2SIDA national media poll.

**BIG MAN ON CAMPUS**

Graduate student Andrew Sischo is arguably the most decorated Daemen student-athlete of all-time. He enters his final collegiate season as the active scoring (2,223) and rebounding (1,101) leader among all NCAA Division II players. A two-time consensus All-American, Sischo is coming off his finest season to date as he averaged career-highs in scoring (26.9 ppg – a Daemen single season record) and rebounding (13.0 rpg). Sischo scored 20+ points in 14 of 15 games last season, and has scored 10+ points in 66 consecutive games. He has 60 double-doubles in 104 career games, and has led Division II in double-doubles in each of the last two seasons. Sischo was named the East

Conference Preseason Player of the Year for an unprecedented fourth time earlier this month.

**MILESTONE CHASE**

Andrew Sischo is closing in on a pair of milestones. He needs just three rebounds to supplant Alex Nwora '93 as Daemen's all-time leading rebounder. He also stands just 25 points shy of chasing down former St. Thomas Aquinas star Justin Reyes to become to the all-time leading scorer in East Coast Conference history. Sischo is already Daemen's all-time scoring leader and the first player in program history to reach 2,000 points. He is only the second player in ECC history (Reyes) with 2,000 points and 1,000 rebounds, and he already holds Daemen and ECC records for career field goals (882).

**RETURN OF THE MAC**

Mike MacDonald returns for his eighth season on Daemen's bench and his 25<sup>th</sup> overall as a collegiate head coach. The veteran mentor has led Daemen to a 139-57 record since taking the reins in 2014. The Wildcats rank second in victories among all East Coast Conference and New York State Division II teams in that span. MacDonald is among an elite fraternity of coaches to have achieved 100 victories across all three NCAA divisions, and he enters the season just four wins shy of 400 for his career.

**DO IT LIKE DAD SAYS**

Daemen's most high profile roster addition came in the form of 6-foot-5 guard Nick MacDonald, the son of head coach Mike MacDonald, who elected to transfer after two seasons at Division I Niagara. The younger MacDonald provides another three-point shooting option to an already potent team. The Wildcats ranked second in the ECC and 32<sup>nd</sup> nationally last season by averaging 9.6 made three-pointers per game. MacDonald shot 35% from deep and connected on 50 three-pointers in his two seasons with the Purple Eagles.

**IMMEDIATE IMPACT**

Guards Sean Fasoyiro and Andrew Mason each made immediate contributions during their first season with the program in 2020-21. Fasoyiro was a first-team All-ECC and NABC All-District selection after finishing second on the team in scoring (13.9) and rebounding (7.1) while leading the squad in assists (3.9). Fasoyiro, a graduate transfer from Franklin Pierce, is competing in a fifth collegiate season and holds 97 games of playing experience under his belt. Mason burst on the scene as a freshman and started all 16 contests. He averaged 12.6 points and 6.1 rebounds per game while leading the ECC in three-point field goal accuracy (.487).



## MINNESOTA STATE MOORHEAD SCOUTING REPORT

MSU Moorhead is a member of the Northern Sun Intercollegiate Conference, and the Dragons are led by veteran head coach Chad Walthall. Now entering his 12<sup>th</sup> season on the MSU Moorhead sidelines, Walthall has led them to a 221-107 record and ranks second in program history for career wins. All five of the Dragons' NCAA tournament berths have happened under Walthall's guidance.

The Dragons return 12 players, including all five starters, from their 2020-21 team that finished 11-5 overall while returning to the NCAA tournament for the first time since 2017. The returning players accounted for 95% of scoring, 91% of rebounding and 97% of assists last season.

Junior guard Lorenzo McGhee headlines the MSUM returners after earning First Team All-NSIC North Division honors last season. McGhee was also named the NSIC North Division Newcomer of the Year as he averaged a team-high 13.4 points per game. Junior guard Gavin Baumgartner (13.3 ppg), junior guard Bryce Irsfeld (11.1 ppg, team-high 46 assists), sophomore forward Dane Zimmer (10.7 ppg, team-high 5.4 rpg) and senior forward Gatdoar Kueth (10.4 ppg) round out the Dragons' returning starters.

The Dragons ranked 35<sup>th</sup> nationally and second in the NSIC for scoring offense (80.8 ppg) last season. They enter the 2021-22 season receiving votes in the NABC top-25 national poll.

### THE SERIES: DAEMEN VS. MSU MOORHEAD

All-Time Series	0-0
At Daemen	0-0
At MSU Moorhead	0-0
At Neutral Site	0-0
Current Streak	-



### LAST 10 MEETINGS

Date	Site	Result

### CURRENT ROSTER VS. MSU MOORHEAD

Player	GP	PPG	RPG	Series High Pts
Fasoyiro	0	-	-	-
Hind	0	-	-	-
Harris	0	-	-	-
Salzberg	0	-	-	-
Book	0	-	-	-
Johnson	0	-	-	-
Higgins	0	-	-	-
MacDonald	0	-	-	-
Mason	0	-	-	-
Osorio	0	-	-	-
Sischo	0	-	-	-
Hemphill	0	-	-	-
Basden	0	-	-	-
Bradley	0	-	-	-
Veiga	0	-	-	-
Atkins	0	-	-	-
Putney	0	-	-	-
Poumpsey	0	-	-	-
Arnold	0	-	-	-

### INSIDE THE NUMBERS (2020-21 stats)

		
11-5	Overall Record	10-6
9-1	Conference Record	7-2
4-2	Home Record	5-1
5-2	Away Record	3-4
2-1	Neutral Record	2-1
80.8	Points/Game	81.9
73.1	Opponents Points/Game	75.8
+7.7	Scoring Margin	+6.1
.461	FG%	.494
.459	Opponents FG%	.457
.369	3-Point FG%	.385
7.6	3-Point FG/Game	9.6
.308	Opponents 3-Pt FG%	.337
.740	Free Throw %	.728
16.9	Free Throws/Game	14.3
37.0	Rebounds Per Game	38.9
+4.9	Rebound Margin	+7.6
12.2	Assists/Game	16.8
11.3	Turnovers/Game	15.1
1.1	Assist/Turnover Ratio	1.1
6.4	Steals/Game	5.0
2.3	Blocks/Game	2.3

Did you know that Friday's game is Daemen's first-ever against a team from the state of Minnesota? Daemen is 1-1 against teams from the Central Region since gaining full NCAA Division II membership status in 2015. Both of those contests occurred at the 2019 Small College Basketball National Hall of Fame Classic where the Wildcats fell to Northwest Missouri State and defeated Missouri Western.

## COLORADO MESA SCOUTING REPORT

Colorado Mesa is a member of the Rocky Mountain Athletic Conference, and the Mavericks are led by head coach Mike DeGeorge who enters his fourth season with the program. After spending 17 seasons as a Division III head coach (Eureka, Rhodes, Cornell College), DeGeorge's ascent to the Division II level has produced stellar results as he's led the Mavericks to a 61-22 record and two NCAA tournament berths.

The Mavericks are set to return 10 players, including four starters, from their 2020-21 team that finished 21-2 overall and 18-1 in RMAC play. After claiming their second straight RMAC tournament championship, the Mavericks entered the NCAA tournament as the No. 1 ranked team in the NABC top-25 poll, but were upset in the semifinal round of the West Regional by Colorado School of Mines.

Double-figure scorers Ethan Menzies (15.9 ppg, 7.8 rpg) and Georgie Dancer (12.6 ppg, 3.2 apg) headline the Colorado Mesa returners. Both players earned First Team All-RMAC honors last season. Menzies, a 6-foot-7 sophomore forward, was also named to the NABC All-America Team. Key contributors Reece Johnson (9.2 ppg), Blaise Threatt (8.9 ppg) and Christopher Speller (8.7 ppg) also return. All together, the Mavericks returns players responsible for 93% of scoring and assists, and 91% of rebounding from a season ago.

Colorado Mesa has been picked first in the RMAC preseason coaches' poll, and they enter the season ranked No. 4 in the NABC top-25 national poll. The Mavericks face No. 3 West Texas A&M Friday before taking on Daemen in Saturday's nightcap.

### THE SERIES: DAEMEN VS. COLORADO

#### MESA

All-Time Series	0-0
At Daemen	0-0
At Colorado Mesa	0-0
At Neutral Site	0-0
Current Streak	-



### LAST 10 MEETINGS

Date	Site	Result

### CURRENT ROSTER VS. COLORADO MESA

Player	GP	PPG	RPG	Series High Pts
Fasoyiro	0	-	-	-
Hind	0	-	-	-
Harris	0	-	-	-
Salzberg	0	-	-	-
Book	0	-	-	-
Johnson	0	-	-	-
Higgins	0	-	-	-
MacDonald	0	-	-	-
Mason	0	-	-	-
Osorio	0	-	-	-
Sischo	0	-	-	-
Hemphill	0	-	-	-
Basden	0	-	-	-
Bradley	0	-	-	-
Veiga	0	-	-	-
Atkins	0	-	-	-
Putney	0	-	-	-
Poumpey	0	-	-	-
Arnold	0	-	-	-

### INSIDE THE NUMBERS (2020-21 stats)

		
21-2	Overall Record	10-6
18-1	Conference Record	7-2
11-0	Home Record	5-1
10-1	Away Record	3-4
0-1	Neutral Record	2-1
75.4	Points/Game	81.9
68.1	Opponents Points/Game	75.8
+7.3	Scoring Margin	+6.1
.493	FG%	.494
.408	Opponents FG%	.457
.365	3-Point FG%	.385
6.6	3-Point FG/Game	9.6
.323	Opponents 3-Pt FG%	.337
.749	Free Throw %	.728
15.6	Free Throws/Game	14.3
36.5	Rebounds Per Game	38.9
+4.6	Rebound Margin	+7.6
13.0	Assists/Game	16.8
16.9	Turnovers/Game	15.1
0.8	Assist/Turnover Ratio	1.1
7.2	Steals/Game	5.0
4.8	Blocks/Game	2.3

Did you know that Saturday's game is Daemen's first-ever against a team from the state of Colorado? It also marks the Wildcats' first-ever contest against a team from the NCAA Division II West Region.

## WEST TEXAS A&M SCOUTING REPORT

West Texas A&M is a member of the Lone Star Conference, and the Buffs are led by veteran mentor Tom Brown. Entering his eighth season with the program, Brown has led the Buffs to a 181-41 overall record and four straight LSC championships.

Despite returning just seven letter-winners and absorbing the transfers of their three leading scorers, the Buffs enter the season ranked No. 3 in the NABC top-25 poll. Gone from last season are guards Joel Murray (Long Beach St.), Qua Grant (Wichita State) and Jon'il Fugett (Colorado-Colorado Springs) who powered the Buffs to a 19-3 record and a national runner-up finish. Returning players accounted for just 28% of scoring, 39% of rebounding, 20% of assists and 40% of available minutes last season.

Sophomore guards Zach Toussaint and Kavon Booker headline the West Texas returners after combining to make 24 starts last season. Toussaint averaged 10.0 points per game and shot 44% from three-point range with a team-high 61 three-point field goals. Booker chipped in 5.0 points in just under 16 minutes per contest. Guards JT Warren, Hayden Blankley and Cameron Bell also return after seeing double-figure minutes per contest.

The Buffs have been selected second in the LSC preseason poll. They'll face Colorado Mesa (Oct. 29) and MSU Moorhead (Oct. 30) before wrapping up the D2CCA Tip-Off Classic Sunday vs. Daemen.

### THE SERIES: DAEMEN VS. WEST TEXAS

#### A&M

All-Time Series	0-1
At Daemen	0-0
At West Texas A&M	0-0
At Neutral Site	0-1
Current Streak	L-1



#### LAST 10 MEETINGS

Date	Site	Result
03/24/21	Evansville, Ind.	L, 97-83

### CURRENT ROSTER VS. COLORADO MESA

Player	GP	PPG	RPG	Series High Pts
Fasoyiro	1	16.0	2.0	16 (03/24/21)
Hind	1	8.0	0.0	8 (03/24/21)
Harris	1	12.0	5.0	12 (03/24/21)
Salzberg	1	13.0	6.0	13 (03/24/21)
Book	0	-	-	-
Johnson	1	0.0	0.0	-
Higgins	0	-	-	-
MacDonald	0	-	-	-
Mason	1	5.0	1.0	5 (03/24/21)
Osorio	1	0.0	0.0	-
Sischo	1	29.0	16.0	29 (03/24/21)
Hemphill	0	-	-	-
Basden	1	0.0	1.0	-
Bradley	0	-	-	-
Veiga	0	-	-	-
Atkins	0	-	-	-
Putney	0	-	-	-
Poumpey	0	-	-	-
Arnold	0	-	-	-

### INSIDE THE NUMBERS (2020-21 stats)

		
19-3	Overall Record	10-6
10-2	Conference Record	7-2
10-2	Home Record	5-1
5-0	Away Record	3-4
4-1	Neutral Record	2-1
90.0	Points/Game	81.9
77.3	Opponents Points/Game	75.8
+12.7	Scoring Margin	+6.1
.479	FG%	.494
.492	Opponents FG%	.457
.366	3-Point FG%	.385
10.8	3-Point FG/Game	9.6
.361	Opponents 3-Pt FG%	.337
.768	Free Throw %	.728
15.9	Free Throws/Game	14.3
34.8	Rebounds Per Game	38.9
+1.1	Rebound Margin	+7.6
12.6	Assists/Game	16.8
10.4	Turnovers/Game	15.1
1.2	Assist/Turnover Ratio	1.1
7.7	Steals/Game	5.0
2.4	Blocks/Game	2.3

Did you know that Sunday's game is a rematch of last season's Elite Eight contest between Daemen and West Texas A&M? The Buffs scored a 97-83 win and went on to appear in the national championship game. Daemen is an even 2-2 against Lone Star Conference members under head coach Mike MacDonald with past wins over St. Edward's and Dallas Baptist.







## MIKE MACDONALD

### HEAD COACH • EIGHTH SEASON • ST. BONAVENTURE, '88

A fixture in the college basketball coaching fraternity, Mike MacDonald has been roaming sidelines, mentoring players and giving the occasional earful to referees for the last 33 years, all within Western New York. With previous stops at Canisius College and Medaille College, MacDonald has worked across all three NCAA divisions, racking up nearly 400 victories in 24 seasons as a head coach. His coaching success aside, MacDonald's personable nature and his willingness to give back to the local community have made him one of the most highly thought of people in the WNY sports community.

The 2021-22 season marks MacDonald's eighth at Daemen. Since being introduced as the sixth head coach in the modern history of the program, MacDonald has guided the Wildcats to a 139-57 overall record, an East Coast Conference (ECC) regular season championship, three NCAA tournament berths and the 2021 NCAA Division II East Region championship. Daemen ranks second for total wins among New York State's Division II programs since MacDonald came to Main Street.

The veteran bench boss has presided over Daemen's emergence as a power within the NCAA Division II East Region, a period that's been one of the most successful in program history. The team's 89 wins from the start of the 2016-17 season through the 2019-20 campaign is tied for the most in any four-year stretch dating back to the 1986-87 season. More than half of those wins came during the 2018-19 and 2019-20 seasons as MacDonald led Daemen to back-to-back 24-win campaigns, setting the benchmark for victories during the program's NCAA Division II era. Since the start of the 2018-19 season, the Wildcats have spent a combined 33 weeks ranked in top-25 national polls conducted by the National Association of Basketball Coaches (NABC) and Division II Sports Information Directors of America (D2SIDA), rising as high as No. 8 in both.

The positive momentum has led to numerous opportunities not otherwise afforded to teams from similar institutions, with MacDonald playing a central role. In recent years, MacDonald has taken teams to play exhibition contests against Division I opponents such as Buffalo, Siena and Syracuse. The Wildcats were invited participants at the prestigious Small College Basketball National Hall of Fame Classic to start the 2019-20 season. Daemen also played their first-ever game at Downtown Buffalo's KeyBank Center on November 23, 2019, defeating Wilmington (Del.) in a thriller, 83-81. It was MacDonald's 18th win in the building - the most of any basketball coach in the venue's history.

After leading Daemen to the ECC regular season title with a 16-2 mark in conference play in 2018-19, MacDonald steered the team into the NCAA tournament for the first time as the Wildcats were awarded an at-large bid as the No. 5 seed in the East Region. Daemen made their NCAA tournament debut on March 16, 2019, falling to fourth-seeded New Haven in an opening round contest played in Manchester, N.H.

Buoyed by All-American Andrew Sischo, the Wildcats were set to return to the NCAA tournament in 2020, again garnering at-large consideration, this time as the No. 8 seed in the East Region. However, the COVID-19 pandemic caused the unprecedented cancellation of NCAA championships before the tournament got underway.

As the pandemic continued to wreak havoc on the world of intercollegiate athletics in 2020-21, MacDonald prepped his team for a return to competition. It ended up being a historic season for the Wildcats who finished 10-6 overall and ranked No. 9 in the final D2SIDA national poll. It marked the first time in Daemen's NCAA era that the program had finished a season ranked among the top 25 teams in the country. After opening the season with back-to-back losses, MacDonald guided the group to wins in seven of their final nine regular season contests, and ultimately advanced to the final round of the ECC Championship for the first time since 2016. After falling to rival St. Thomas Aquinas in the conference tournament final, the Wildcats were awarded a third consecutive at-large bid to the NCAA tournament, entering as the No. 2 seed in the East Regional. MacDonald led the Wildcats to their first-ever NCAA tournament win, an 81-69 dispatching of third-seeded Bloomfield on March 14. Two nights later they avenged their earlier loss to St. Thomas Aquinas, winning 71-70 against the region's No. 1 seed to claim the East Region title. Daemen advanced to the Elite Eight where they fell against top-seeded West Texas A&M at the Ford Center in Evansville, Ind.

Milestones and accolades have poured in throughout MacDonald's tenure with the Wildcats. His 350th career win came in dramatic fashion on January 18, 2019 as junior guard Breon Harris scored five points in the final 21 seconds to lift the Wildcats past Mercy, 75-74. His 100th win at Daemen came just three weeks later, placing MacDonald among an elite fraternity of coaches who have achieved at least 100 wins while coaching in each of the NCAA's three divisions. That achievement propelled him to HoopDirt.com Division II Coach of the Week honors. MacDonald has also been recognized as a two-time Division II Coach of the Year from the Basketball Coaches Association of New York (BCANY), as well as receiving ECC and NABC District Coach of the Year (both for the 2018-19 season). He enters the 2021-22 season ranked 37th among active Division II head coaches for career victories.

MacDonald's tenure got started with a bang. In his return to Canisius' Koessler Athletic Center on November 11, 2014, he led the Wildcats to an 83-81 overtime win against the Division I Golden Griffins, a program he led for nine seasons.

#### THE MACDONALD FILE

##### CAREER TIMELINE

Canisius College, Assistant Coach (1988-97)  
 Canisius College, Head Coach (1997-06)  
 Medaille College, Head Coach (2006-14)  
 Daemen College, Head Coach (2014-Present)

##### COACHING ACCOLADES

2-Time BCANY Division II Coach of the Year  
 ECC Coach of the Year (2017-18)  
 NABC District Coach of the Year (2017-18)  
 4-Time AMCC Coach of the Year  
 BCANY Division I Co-Coach of the Year (2000-01)

##### MACDONALD YEAR-BY-YEAR

1997-98	13-14, 9-9 MAAC
1998-99	15-12, 11-7 MAAC
1999-00	10-20, 8-10 MAAC
2000-01	20-11, 9-9 MAAC
2001-02	10-20, 5-13 MAAC
2002-03	10-18, 6-12 MAAC
2003-04	10-20, 5-13 MAAC
2004-05	11-18, 8-10 MAAC
2005-06	9-20, 6-12 MAAC
2006-07	11-14, 7-11 AMCC
2007-08	15-13, 9-9 AMCC
2008-09	21-7, 14-4 AMCC
2009-10	24-5, 16-4 AMCC
2010-11	21-8, 15-3 AMCC
2011-12	25-3, 17-1 AMCC
2012-13	18-11, 13-5 AMCC
2013-14	14-12, 13-5 AMCC
2014-15	21-10, 13-7 ECC
2015-16	19-10, 14-6 ECC
2016-17	19-9, 12-6 ECC
2017-18	22-8, 15-3 ECC
2018-19	24-6, 16-2 ECC
2019-20	24-8, 12-4 ECC
2020-21	10-6, 7-2 ECC

**OVERALL RECORD (24 SEASONS) 396-283 (.583)**

**CANISIUS RECORD (9 SEASONS) 108-153 (.414)**

**MEDAILLE RECORD (8 SEASONS) 149-73 (.671)**

**DAEMEN RECORD (7 SEASONS) 139-57 (.709)**

His official Daemen debut came just days later as his Wildcats walloped Concordia (N.Y.), 88-50, in the opening round of the ECC-CACC Challenge. It served as a precursor to future success as the Wildcats have posted an 11-1 mark in the ECC-CACC Challenge with MacDonald at the helm.

Later that season, MacDonald helped the Wildcats achieve postseason success despite the loss of two starters to season-ending injuries. With Daemen still ineligible for ECC and NCAA Division II postseason, Daemen elected to partake in the United States Collegiate Athletic Association (USCAA) Division I National Championships in Uniontown, Pa., entering the tournament as the No. 1 overall seed. While there, MacDonald guided Daemen to wins over No. 8 Indiana-South Bend (69-63), No. 4 Concordia (Ala.) (68-63) and No. 3 Rochester (Mich. ) (77-53) to capture the program's first USCAA national title, riding USCAA Division I Player of the Year and National Championships MVP Gerald Beverly to the tourney crown.

In the 2015-16 season - Daemen's first as a full-fledged NCAA Division II member - MacDonald's squad hit their stride after the calendar turned to January, scoring 15 wins in the final 19 games of the regular season. Included in the string was a miraculous 98-96 win over rival Roberts Wesleyan as the Wildcats erased a 22-point deficit over the final six minutes of the contest. After finishing with a 14-6 record in conference play, the Wildcats made their ECC tournament debut with a 103-102 overtime win over Mercy in the semifinals.

Daemen has finished third or better in the ECC standings in each of MacDonald's fist six seasons. They've qualified for the conference tournament in each of the five years they've been eligible, advancing to at least the semifinals every season and to the finals in 2016. MacDonald has also played a direct role in mentoring 10 players who account for 18 all-conference selections.

Home court success has been a large part of the program's success through the years, including the MacDonald Era. The Wildcats won their first nine home games under MacDonald, extending the

program's Lumsden Gymnasium winning streak to 44 straight games before it was snapped. The Wildcats have posted a 76-14 record in home games under MacDonald's guidance. They've set a new program benchmark for home wins in a season, posting identical 15-1 home records during the 2018-19 and 2019-20 seasons.

Before arriving at Daemen, MacDonald spent eight years (2006-14) leading the NCAA Division III program at Medaille where he transformed the Mavericks into a regional contender. Inheriting a program that went 4-46 in the two years prior to his arrival, MacDonald's version of the Mavericks averaged 18 wins per season, while advancing to the postseason six times.

Medaille's emergence as a Division III power in the Northeast was cemented in MacDonald's final five seasons there, as he led the Mavericks to more wins (101) than any other Division III team in New York State, while ranking 17th nationally in wins during the same time frame. MacDonald was named the Allegheny Mountain Collegiate Conference Coach of the Year on four occasions (2006-07, 2008-09, 2009-10, 2011-12). He left as the school's all-time leader in wins (149) and winning percentage (.671).

Prior to his time at Medaille, MacDonald spent 18 years at Canisius, including a nine-year stint (1997-2006) as head coach. In that time, MacDonald guided the Golden Griffins to 108 wins which ranks him third in program history for coaching victories. While there, he was one of only five coaches in that program's storied history to orchestrate a 20-win season, and was named the 2000-01 BCANY Division I Co-Coach of the Year.

Before being elevated to the head coaching post at Canisius, MacDonald worked as an assistant on the Griffs' coaching staff, first under Marty Marbach and later under John Beilein. As Beilein's top assistant, MacDonald helped Canisius reach the 1996 NCAA tournament in addition to two National Invitational Tournament appearances.

In addition to his coaching accomplishments, MacDonald brings a strong connection to the local community. His teams have been active with a number of community organizations in the greater Buffalo community and beyond, including the Boys and Girls Clubs of Buffalo, Blessed Sacrament Athletic Club and Coaches vs. Cancer. In August of 2020, MacDonald received the Jim Satalin Inspiration Award from the American Cancer Society of Western New York in recognition of his dedication and work on behalf of the Coaches vs. Cancer program.

MacDonald and several of his players have also worked with the Drug Enforcement Administration and Mayor Byron Brown's office on Game Changers, a nationally awarded program that provides academic and athletic opportunities for inner-city youths during the summer months.

A 1988 graduate of Saint Bonaventure University, MacDonald additionally serves Daemen as the Senior Associate Athletics Director for External Relations. In that role, MacDonald has raised more than \$500,000 for the College. He resides in Amherst with his wife, Maura (nee Heary). The couple has raised four children - Matthew, Patrick, Nicholas and Mark. Matthew served as team captain during his collegiate career at the University of Pennsylvania and is now a player development assistant with the Brooklyn Nets. Patrick was a Division III All-American while playing at the State University of New York Maritime College, and is now enlisted in the United States Navy. Nicholas is a junior on the basketball team at Daemen, and Mark is a sophomore attending Canisius High School.



**DAEMEN COACHING HISTORY AT A GLANCE (Modern Era, 1986-Present)**

**CHRONOLOGICALLY**

COACH	SEASONS	YRS	W-L	PCT
KEN POPE	1986-87	1	13-13	.500
NATE BLISS	1987-88	1	3-11	.214
LARRY MARCINIAK	1987-88	-	0-1	.000
RICH JACOB	1988-89	2	19-23	.452
DON SILVERI	1989-14	25	414-344	.546
MIKE MACDONALD	2014-PR.	7	139-56	.713

**BY WINS**

COACH	SEASONS	YRS	W-L	PCT
DON SILVERI	1989-14	25	414-344	.546
MIKE MACDONALD	2014-PR.	7	139-56	.713
RICH JACOB	1988-89	2	19-23	.452
KEN POPE	1986-87	1	13-13	.500
NATE BLISS	1987-88	1	3-11	.214
LARRY MARCINIAK	1987-88	-	0-1	.000

**MACDONALD RECORD BY OPPONENT (Daemen Tenure)**

Bloomfield	1-0 (.1000)
Bridgeport	5-8 (.385)
Caldwell	2-0 (1.000)
Concordia (Ala.)	1-0 (1.000)
Concordia (N.Y.)	1-0 (1.000)
Dallas Baptist	1-0 (1.000)
District of Columbia	11-2 (.846)
Dominican (N.Y.)	3-0 (1.000)
Dowling	4-0 (1.000)
D'Youville	3-0 (1.000)
Edinboro	3-0 (1.000)
Felician	3-0 (1.000)
Gannon	0-2 (.000)
Holy Family	0-2 (.000)
Indianapolis	0-1 (.000)
Indiana-South Bend	1-0 (.1000)
Lake Erie	1-1 (.500)
Le Moyne	1-0 (1.000)
LIU Post	7-3 (.700)
Mercy	14-0 (1.000)
Mercyhurst	1-4 (.200)
Missouri Western St.	1-0 (1.000)
Molloy	8-4 (.667)
Nyack	3-0 (1.000)
New Haven	0-1 (.000)
New York Tech	9-3 (.750)
Northwest Missouri St.	0-1 (.000)
Post	1-0 (1.000)
Queens (N.Y.)	10-2 (.833)
Roberts Wesleyan	16-1 (.941)
Rochester (Mich.)	1-0 (1.000)
Saint Anselm	1-1 (.500)
Saint Edward's	1-1 (.500)
Saint Michael's	3-1 (.750)
Saint Rose	3-1 (.750)
Saint Thomas (Fla.)	1-0 (1.000)
Saint Thomas Aquinas	6-14 (.300)
Salem (W.Va.)	2-0 (1.000)
Slippery Rock	2-2 (.500)
Stonehill	0-1 (.000)
U. Sciences	1-0 (1.000)
Washington Adventist	1-0 (1.000)
West Liberty	1-0 (1.000)
West Texas A&M	0-1 (.000)
Wilmington (Del.)	3-0 (1.000)

**MACDONALD RECORD BY CONFERENCE**

Central Atlantic	17-2 (.895)
Chicagoland	1-0 (1.000)
East Coast	92-32 (.742)
Great Lakes Valley	0-1 (.000)
Great Midwest	1-1 (.500)
Lone Star	2-2 (.500)
Mid-America	1-1 (.500)
Mountain East	1-0 (1.000)
Northeast-10	8-5 (.615)
Pennsylvania State	6-8 (.429)
The Sun	1-0 (1.000)

**MACDONALD RECORD BY REGION**

Atlantic	9-8 (.529)
Central	1-1 (.500)
East	114-38 (.750)
Midwest	1-2 (.333)
South Central	2-2 (.500)

**MACDONALD RECORD BY NON-NCAA OPPONENT**

NAIA	4-0 (1.000)
USCAA	4-0 (1.000)

**MACDONALD RECORD IN POSTSEASON**

Overall	10-7 (.588)
USCAA Tournament	3-0 (1.000)
NCAA Tournament	2-2 (.500)
ECC Tournament	5-6 (.556)

**MACDONALD RECORD BY GAME SPLITS**

Home	81-15 (.844)
Away	48-34 (.585)
Neutral	10-8 (.556)

**MACDONALD'S MILESTONE VICTORIES**

<b>OVERALL</b>	
1	vs. Texas Southern, 11/22/97 (80-69)
100	vs. Siena, 12/11/05 (67-50)
200	vs. Pitt-Bradford, 2/22/11 (97-85)
300	vs. St. Edward's, 11/19/16 (74-64)

<b>AT DAEMEN</b>	
1	vs. Concordia (NY), 11/14/14 (85-50)
100	vs. Queens (NY), 2/10/19 (89-63)

**DID YOU KNOW?**

Did you know that Mike MacDonald is among an elite fraternity of coaches to have amassed at least 100 coaching victories in all three NCAA Divisions? MacDonald has recorded 108 wins at the Division I level (Canisius), 129 wins at the Division II level (Daemen) and 149 wins at the Division III level (Medaille).

Did you know that Mike MacDonald is the all-time leader in coaching victories at KeyBank Center in Downtown Buffalo? Daemen's 83-81 victory over Wilmington (Del.) on Nov. 23, 2019 improved MacDonald's record at the downtown venue to 18-11. He has previously recorded 17 wins in the building as the head coach at Canisius from 1997-2006, and it was his first victory there since March 4, 2005.



**TOP-25 POLLS**

**NABC DIVISION II TOP-25 (OCTOBER 27, 2021)**

#	Team	Ovr.	Pts.	Prev.
1.	Northwest Mo. St. (15)	28-2	397	-
2.	Flagler	18-3	349	-
3.	West Texas A&M	19-3	317	-
4.	Colorado Mesa (1)	21-2	299	-
5.	Colorado Mines	18-3	281	-
6.	Truman St.	20-3	258	-
7.	Hillsdale	21-3	214	-
8.	St. Thomas Aquinas	14-2	212	-
9.	Lubbock Christian	18-3	203	-
10.	Valdosta St.	17-5	199	-
11.	Washburn	20-7	191	-
12.	Mercyhurst	12-1	177	-
13.	Nova Southeastern	-	168	-
14.	West Liberty	18-5	165	-
15.	Northern St.	19-2	158	-
16.	Queens (N.C.)	16-6	157	-
17.	Lincoln Memorial	19-4	149	-
18.	Indiana (Pa.)	2-1	123	-
19.	Dallas Baptist	17-5	120	-
20.	Alabama Huntsville	15-4	98	-
21.	Seattle Pacific	10-3	86	-
22.	Fairmont St.	15-5	78	-
23.	Florida Southern	7-5	74	-
24.	Point Loma	8-3	68	-
25.	Charleston (W.Va.)	14-4	62	-

**D2SIDA NAT'L MEDIA POLL (MARCH 31, 2021)**

#	Team	Ovr.	Pts.	Prev.
1.	Northwest Mo. St.	28-2	400	3
2.	West Texas A&M	19-3	381	6
3.	Lincoln Memorial	19-4	362	15
4.	Flagler	18-3	340	8
5.	Northern St.	19-2	320	1
6.	Truman St.	20-3	317	4
7.	Colorado Mines	18-3	307	9
8.	West Liberty	18-5	307	12
9.	<b>DAEMEN</b>	<b>10-6</b>	<b>239</b>	<b>RV</b>
10.	Hillsdale	21-3	234	7
11.	Lubbock Christian	18-3	223	10
12.	Alabama Huntsville	15-4	216	13
13.	St. Thomas Aquinas	14-2	197	5
14.	Colorado Mesa	21-2	161	2
15.	Michigan Tech	15-8	134	RV
16.	Washburn	20-7	128	17
17.	Lee	15-6	108	23
18.	Northwest Nazarene	13-5	95	RV
19.	Dallas Baptist	17-5	94	21
20.	Charleston (W.Va.)	14-3	90	18
21.	Belmont Abbey	18-5	89	14
22.	Emmanuel	17-7	85	NR
23.	Mercyhurst	12-1	80	20
24.	Valdosta St.	17-5	61	11
25.	Fairmont St.	15-5	38	16

**DAEMEN IN THE POLLS (2020-21)**

Date	NABC	D2SIDA	REGION
Preseason	RV	RV	3
Dec. 17	RV	-	-
Jan. 4	-	-	-
Jan. 11/12	RV	21	2
Jan. 18/19	RV	23	2
Jan. 25/26	RV	T25	2
Feb. 1/2	-	-	6
Feb. 8/9	-	-	RV
Feb. 16	-	-	-
Feb. 22	-	-	UC
Mar. 2	-	RV	3
Mar. 9	-	RV	-
Mar. 31	-	9	-

**DEFENDING THE DEN**

Success on their home floor has been a staple of Daemen's rise within the NCAA Division II ranks. The Wildcats have won 10+ home games in eight of the last 10 seasons, including identical 15-1 records during the 2018-19 and 2019-20 campaigns which established a new program benchmark for homecourt victories. Dating back to the 2017-18 season, Daemen has won 42 of their last 46 home games. Since joining the ECC (2013-14 season), Daemen is 59-10 in home conference games (.855 win %). The Wildcats are also 70-13 at home during the program's NCAA era (.843 win %). In the past 21 seasons, the Wildcats have won 83% of all home games, going 225-46.



**HOME RECORDS SINCE 2000-01**

Season	W-L	Pct.
2000-01	11-3	.786
2001-02	8-4	.667
2002-03	10-2	.833
2003-04	11-0	1.000
2004-05	12-2	.857
2005-06	10-2	.833
2006-07	9-3	.750
2007-08	9-3	.750
2008-09	10-2	.833
2009-10	9-3	.750
2010-11	9-7	.563
2011-12	11-1	.917
2012-13	12-0	1.000
2013-14	13-0	1.000
2014-15	11-2	.846
2015-16	9-5	.643
2016-17	14-2	.875
2017-18	12-3	.800
2018-19	15-1	.938
2019-20	15-1	.938
2020-21	5-1	.833

**D2CCA TIP-OFF CLASSIC LINKS**

Live stats available via Stat Broadcast:

- [Daemen vs. MSU Moorhead](#)
- [Daemen vs. Colorado Mesa](#)
- [Daemen vs. West Texas A&M](#)

All games available via live stream (with \$10 daily subscription fee) on the [Lone Star Conference Digital Network](#). Like the ECC Network that broadcasts Daemen home games, the Lone Star Digital Network is available via OTT apps on Roku, Apple TV, Android TV and Amazon Fire TV devices.

For more information, visit the D2CCA Tip-Off Classic [tournament central webpage](#).

**GAME BY GAME STARTING LINEUPS**

GAME	RESULT	G	G	G/F	G/F	C
vs. Minnesota St. Moorhead						
vs. Colorado Mesa						
at West Texas A&M						
U. SCIENCES						
BENTLEY						
at Mercyhurst						
at Staten Island *						
ST. ROSE						
at West Liberty						
at Le Moyne						
ROBERTS WESLEYAN *						
BRIDGEPORT *						
FRANKLIN PIERCE						
at Dist. Columbia *						
STONEHILL						
ST. ANSELM						
at Clarion						
at D'Youville *						
MOLLOY *						
QUEENS (NY) *						
at. St. Thomas Aquinas *						
at Mercy *						
STATEN ISLAND *						
DIST. COLUMBIA *						
at Roberts Wesleyan *						
at Bridgeport *						
D'YOUVILLE *						
ST. THOMAS AQUINAS *						
MERCY *						
at Molloy *						
at Queens (NY) *						

**SCORING BREAKDOWN (DAEMEN/OPPONENT)**

GAME	PTS IN PAINT	PTS OFF TOs	2ND CH. PTS	1ST HALF	2ND HALF	OT	FT	FB	START 5	BENCH
vs. Minnesota St. Moorhead										
vs. Colorado Mesa										
at West Texas A&M										
U. SCIENCES										
BENTLEY										
at Mercyhurst										
at Staten Island *										
ST. ROSE										
at West Liberty										
at Le Moyne										
ROBERTS WESLEYAN *										
BRIDGEPORT *										
FRANKLIN PIERCE										
at Dist. Columbia *										
STONEHILL										
ST. ANSELM										
at Clarion										
at D'Youville *										
MOLLOY *										
QUEENS (NY) *										
at. St. Thomas Aquinas *										
at Mercy *										
STATEN ISLAND *										
DIST. COLUMBIA *										
at Roberts Wesleyan *										
at Bridgeport *										
D'YOUVILLE *										
ST. THOMAS AQUINAS *										
MERCY *										
at Molloy *										
at Queens (NY) *										

DAEMEN'S RECORD	
WHEN... (2020-21)	
AT HOME	5-1
TRUE ROAD GAME	3-4
NEUTRAL SITE GAME	2-1
IN OCTOBER	0-0
IN NOVEMBER	0-0
IN DECEMBER	0-0
IN JANUARY	0-2
IN FEBRUARY	7-2
IN MARCH	3-2
LEAD AT HALFTIME	10-3
TIED AT HALFTIME	0-0
TRAIL AT HALFTIME	0-3
SCORE LESS THAN 60 PTS	0-0
SCORE 60-69 PTS	0-3
SCORE 70-79 PTS	2-2
SCORE 80-89 PTS	4-1
SCORE 90-99 PTS	2-0
SCORE 100+ PTS	2-0
ALLOW LESS THAN 60 PTS	1-0
ALLOW 60-69 PTS	4-0
ALLOW 70-79 PTS	3-2
ALLOW 80-89 PTS	2-2
ALLOW 90-99 PTS	0-2
ALLOW 100+ PTS	0-0
+ REBOUND MARGIN	10-4
- REBOUND MARGIN	0-2
REBOUNDS ARE TIED	0-0
SHOOT 50% OR BETTER	6-4
SHOOT UNDER 50%	4-2
OPPONENT SHOOTS 50% +	0-3
OPPONENT SHOOTS > 50%	10-3
ON MONDAYS	2-0
ON TUESDAYS	1-0
ON WEDNESDAYS	3-1
ON THURSDAYS	0-1
ON FRIDAYS	1-1
ON SATURDAYS	2-0
ON SUNDAYS	1-3

MISCELLANEOUS SEASON STATS (2020-21)

STARTING LINEUPS

W/L	G	G	G/F	G/F	C/F
0-2	Johnson	Salzberg	Fasoyiro	Mason	Sischo
2-1	Johnson	Harris	Fasoyiro	Mason	Sischo
1-0	Johnson	Harris	Fasoyiro	Mason	Hemphill
7-3	Salzberg	Harris	Fasoyiro	Mason	Sischo

WIN/LOSS MARGIN

	1	2	3	4	5	6	7	8	9	10	11-15	16-20	20-29	30+
Wins	1		1			1	1				1	1	1	3
Losses			2		1						1	1	1	

LEADS & DEFICITS

Daemen's Biggest Halftime Lead	19 vs. D'Youville (2/24/21)
Daemen's Biggest Halftime Lead Lost	16 vs. Gannon (1/29/21)
Daemen's Biggest Halftime Deficit	11 @ St. Thomas Aquinas (3/7/21)
Daemen Biggest Halftime Deficit Overcome	-
Daemen's Biggest Margin Of Victory	34 @ D'Youville (2/15/21)
Daemen's Biggest Margin Of Defeat	25 @ Gannon (1/31/21)

DOUBLE-FIGURE SCORING

Andrew Sischo	15
Sean Fasoyiro	12
Andrew Mason	10
Kyle Harris	10
Ryan Salzberg	8

DOUBLE-FIGURE REBOUNDING

Andrew Sischo	13
Sean Fasoyiro	5
Andrew Mason	2

DOUBLE-DOUBLES

Andrew Sischo	13
Sean Fasoyiro	3
Andrew Mason	2

20-POINT SCORERS

Andrew Sischo	14
Kyle Harris	3
Sean Fasoyiro	2
Andrew Mason	1

30-POINT SCORERS

Andrew Sischo	4
Sean Fasoyiro	1

**THE LAST TIME A DAEMEN PLAYER...**

Scored 20-29 points	Andrew Sischo (29) vs. West Texas A&M, 03/24/21
Scored 30-39 points	Sean Fasoyiro (31) vs. D'Youville, 02/24/21
Scored 40-49 points	Andrew Sischo (42) at Roberts Wesleyan, 02/08/21
Made 10+ field goals	Andrew Sischo (12-21) vs. West Texas A&M, 03/24/21
Made 10+ free throws	Andrew Sischo (10-11) at Roberts Wesleyan, 02/08/21
Made 5-9 three-pointers	Kyle Harris (6-10) vs. St. Thomas Aquinas, 03/16/21
Made 10+ three-pointers	David Skolen (12-18) vs. Waynesburg, 11/15/89
Had 10-14 rebounds	Andrew Sischo (13), Sean Fasoyiro (10) vs. St. Thomas Aquinas, 03/16/21
Had 15-19 rebounds	Andrew Sischo (16) vs. West Texas A&M, 03/24/21
Had 20+ rebounds	Andrew Sischo (21) vs. D'Youville, 02/10/21
Had 10+ assists	Darius Garvin (10) at St. Thomas Aquinas, 02/02/18
Had 5+ blocks	Andrew Sischo (5) vs. Felician, 11/08/19
Had 5+ steals	Breon Harris (6) at NY Tech, 03/01/20
Had a double-double	Andrew Sischo (29 pts, 16 rebs) vs. West Texas A&M, 03/24/21
Had a triple-double	Gerald Beverly (17 pts / 17 reb / 12 blk) vs. St. Thomas (Fla.), 12/17/14
Had 20 points and 20 rebounds	Andrew Sischo (31 pts / 21 reb) vs. D'Youville, 02/10/21
Had consecutive double-doubles	Andrew Sischo (3), 03/14/21 – 03/24/21
Scored go-ahead points in final 30 seconds of win	Ryan Salzberg (3PT w/ 26 seconds remaining OT) at St. Thomas Aquinas, 02/28/21

**THE LAST TIME A DAEMEN TEAM...**

Allowed 50 points or fewer	vs. Dominican (W, 60-49), 11/12/16
Won by 20-29 points	vs. D'Youville (W, 102-77), 02/10/21
Won by 30+ points	vs. D'Youville (W, 98-67), 02/24/21
Scored 90-99 points	vs. D'Youville (W, 98-67), 02/24/21
Scored 100+ points	at D'Youville (W, 103-69), 02/15/21
Had 50+ rebounds	vs. D'Youville (57), 02/10/21
Shot 50%+ from the field	vs. West Texas A&M (30-54, 55.6%), 03/16/21
Shot 60%+ from the field	at St. Rose (34-56, 62.5%), 12/19/19
Shot 50%+ from three-point range (min. 10 att)	vs. Roberts Wesleyan (12-24, 50%), 02/17/21
Shot 60%+ from three-point range (min. 10 att)	vs. NY Tech (10-16, 62.5%), 01/14/18
Shot 90%+ from free throw line (min. 10 at)	at Queens (12-13, 92.3%), 02/09/20
Finished without a three-point field goal	vs. Queens (0-12), 11/09/12
Made 10-14 three-pointers	at St. Thomas Aquinas (10-27), 02/28/21
Made 15+ three-pointers	at D'Youville (17-34), 02/15/21
Had 10+ blocked shots	vs. Indianapolis (10), 12/18/14
Had 10+ steals	at D'Youville (10), 02/15/21
Had 20+ assists	at St. Thomas Aquinas (21), 02/27/21
Had 4 players in double figures	vs. West Texas A&M, 03/24/21
Had 5 players in double figures	vs. Bloomfield, 03/14/21
Had 6 players in double figures	vs. Dist. Columbia, 01/27/19
Had all 5 starters in double figures	vs. Bloomfield, 03/14/21
Had 2 players score 20+ points	vs. St. Thomas Aquinas (Sischo 25, Harris 21), 03/16/21
Had 2 or more players with 10+ rebounds	vs. St. Thomas Aquinas (Sischo 13, Fasoyiro 10), 03/16/21
Had 2 or more players record a double-double	vs. St. Thomas Aquinas (Sischo, Fasoyiro), 03/16/21
Won in overtime	at St. Thomas Aquinas (W, 84-81), 02/27/21
Lost in overtime	at NY Tech (L, 85-82), 03/01/20
Scored 80 points or more and lost	vs. West Texas A&M (L, 97-83), 03/24/21
Scored 90 points or more and lost	at Dominican (L, 98-93, OT), 01/07/14
Allowed 60 points or fewer and lost	vs. St. Thomas Aquinas (L, 60-57), 03/03/18
Played a nationally-ranked opponent	vs. #5/#6 West Texas A&M (L, 97-83), 03/24/21
Defeated a nationally-ranked opponent	vs. #11/#5 St. Thomas Aquinas (W, 71-70), 03/16/21

2

# SEAN FASOYIRO

**Graduate Student | Guard | 6-3 | Business Administration**  
**Houston, Texas | Mayfield (Ont.) SS | Franklin Pierce University**



2020-21 NABC First Team All-District  
 2020-21 First Team All-East Coast Conference  
 ECC Defensive Player of the Week (1x)  
 NABC Honors Court (2019, 2020, 2021)

**LAST SEASON**

First Team All-ECC... National Association of Basketball Coaches (NABC) All-District first-team selection... named ECC Defensive Player of the Week (Feb. 22)... member of first team in program history to advance to NCAA Division II Men's Basketball Elite Eight tournament... 2020-21 NCAA East Regional Champions... appeared in and started in all 16 games... one of six players to see action in all 16 games... led the team in assists per game (3.9) and steals per game (1.4), second in points per game (13.9), rebounds per game (7.1) field goals made (73), free throws made (73) and attempted (69) and total minutes (537), third in minutes played (33.6), field goals attempted (155) and free throw percentage (.768), and fourth in made three-point field goals (24) and attempted (69)... ranked among the ECC leaders in rebounds per game (6th), points per game (10th), field goals made (7th) and minutes per game (4th)... one of four players to record 200+ points... finished in double-figure scoring in 12 games, including in nine of Daemen's first 10 contests of the season... recorded five or more assists in six games... totaled 12 points on 4-of-8 shooting in his Daemen debut versus Gannon on Jan. 29... totaled 16 points and 11 rebounds for first double-double with the Wildcats at Roberts Wesleyan on Feb. 8... totaled 19 points and went 3-of-5 for three-point shooting plus 7 rebounds versus D'Youville on Feb. 10... totaled season-highs in points (31), made field goals (12), field goals attempts (20) and made three-point field goals (4) versus D'Youville on Feb. 24... totaled season-highs in rebounds (10) and assists (7) in East Coast Championship finals loss at St. Thomas Aquinas on Mar. 7... totaled 14 points and seven rebounds in NCAA East Regional semifinals versus Bloomfield on Mar. 14... followed up with 12 points, 10 rebounds and four assists in NCAA East Regional championship game versus St. Thomas Aquinas on Mar. 16... totaled 16 points on 4-of-7 shooting and 2-of-3 three-point shooting in national quarterfinal contest vs West Texas A&M on Mar. 24.

**PLAYER HIGHS**

Points	-
Rebounds	-
Assists	-
Steals	-
Blocks	-
Field Goals	-
3-Pointers	-
Free Throws	-
Minutes	-

Points	31	D'Youville (2/24/21)
Rebounds	11	4 times
Assists	7	2 times
Steals	4	2 times
Blocks	3	D'Youville (2/24/21)
Field Goals	12	D'Youville (2/24/21)
3-Pointers	4	D'Youville (2/24/21)
Free Throws	8	2 times
Minutes	40	STAC (2/27/21)

Double-Doubles	-	4
10+ Points	-	31
20+ Points	-	3
30+ Points	-	1
5+ Rebounds	-	39
10+ Rebounds	-	7
5+ Assists	-	7
10+ Assists	-	0
5+ Steals	-	0
5+ Blocks	-	0
5+ 3-Pt FG	-	0

**2021-22 GAME-BY-GAME**

OPP	MIN	FG-FGA	3FG-FGA	FT-FTA	OFF	DEF	REB	PF	A	TO	BK	ST	PTS	AVG
MSU Moorhead														
Colorado Mesa														
W. Texas A&M														
U. Sciences														
Bentley														
Mercyhurst														
Staten Island														
St. Rose														
West Liberty														
Le Moyne														
Roberts Wesleyan														
Bridgeport														
Franklin Pierce														
Dist. Columbia														
Stonehill														
St. Anselm														
Clarion														
D'Youville														
Molloy														
Queens														
St. T. Aquinas														
Mercy														
Staten Island														
Dist. Columbia														
Roberts Wesleyan														
Bridgeport														
D'Youville														
St. T. Aquinas														
Mercy														
Molloy														
Queens														

**CAREER STATS**

YEAR	GP-GS	MIN	AVG	FG-FGA	PCT	3FG-FGA	PCT	FT-FTA	PCT	O-D-T	AVG	PF-FO	A	TO	BK	ST	PTS	AVG
2017-18	24-0	197	8.2	19-48	.396	5-22	.227	10-19	.526	10-36-46	1.9	20-0	8	15	3	5	53	2.2
2018-19	29-7	508	17.5	71-167	.425	18-67	.269	62-82	.756	32-97-129	4.4	56-0	29	42	5	24	222	7.7
2019-20	28-8	610	21.8	79-173	.457	24-64	.375	37-53	.698	40-99-139	5.0	48-0	35	44	10	20	219	7.8
2020-21	16-16	535	33.4	73-155	.471	24-69	.348	53-69	.768	23-90-113	7.1	39-1	63	50	9	23	223	13.9
2021-22	0-0	0	0.0	0-0	.000	0-0	.000	0-0	.000	0-0-0	0.0	0-0	0	0	0	0	0	0.0
<b>DAEMEN</b>	<b>16-16</b>	<b>535</b>	<b>33.4</b>	<b>73-155</b>	<b>.471</b>	<b>24-69</b>	<b>.348</b>	<b>53-69</b>	<b>.768</b>	<b>23-90-113</b>	<b>7.1</b>	<b>39-1</b>	<b>63</b>	<b>50</b>	<b>9</b>	<b>23</b>	<b>223</b>	<b>13.9</b>
<b>TOTALS</b>	<b>97-31</b>	<b>1850</b>	<b>19.1</b>	<b>242-543</b>	<b>.446</b>	<b>71-222</b>	<b>.320</b>	<b>162-223</b>	<b>.726</b>	<b>105-322-427</b>	<b>4.4</b>	<b>163-1</b>	<b>135</b>	<b>151</b>	<b>27</b>	<b>72</b>	<b>717</b>	<b>7.4</b>



3

**TYLER  
HIND**

**Sophomore | Guard | 6-0 | Biochemistry  
Randolph, N.Y. | Randolph Central HS**



**LAST SEASON**

Member of first team in program history to advance to NCAA Division II Men's Basketball Elite Eight tournament... 2020-21 NCAA East Regional Champions... appeared in all 16 games in a reserve role... one of six players to see action in all 16 games... averaged 2.1 points and 0.6 rebounds per game... converted first three-point field goal of Daemen career in season opener versus Gannon on Jan. 29... totaled six points on 2-of-5 three-point shooting in season-high 17 minutes versus D'Youville on Feb. 10... totaled seven points and two assists in rematch with D'Youville on Feb. 24... scored season-high eight points on 3-of-3 shooting and made two three-point field goals in national quarterfinal contest versus West Texas A&M on Mar. 24.

**PLAYER HIGHS**

SEASON HIGHS	Points	-
	Rebounds	-
	Assists	-
	Steals	-
	Blocks	-
	Field Goals	-
	3-Pointers	-
	Free Throws	-
	Minutes	-

**2021-22 GAME-BY-GAME**

OPP	MIN	FG-FGA	3FG-FGA	FT-FTA	OFF	DEF	REB	PF	A	TO	BK	ST	PTS	AVG
MSU Moorhead														
Colorado Mesa														
W. Texas A&M														
U. Sciences														
Bentley														
Mercyhurst														
Staten Island														
St. Rose														
West Liberty														
Le Moyne														
Roberts Wesleyan														
Bridgeport														
Franklin Pierce														
Dist. Columbia														
Stonehill														
St. Anselm														
Clarion														
D'Youville														
Molloy														
Queens														
St. T. Aquinas														
Mercy														
Staten Island														
Dist. Columbia														
Roberts Wesleyan														
Bridgeport														
D'Youville														
St. T. Aquinas														
Mercy														
Molloy														
Queens														

CAREER HIGHS	Points	8	WT A&M (3/24/21)
	Rebounds	4	Mercy (2/20/21)
	Assists	2	2 times
	Steals	1	3 times
	Blocks	-	-
	Field Goals	3	2 times
	3-Pointers	2	2 times
	Free Throws	1	2 times
	Minutes	17	D'Youville (2/24/21)

PRODUCTION TRACKER	Double-Doubles	21-22	Career
	10+ Points	-	0
	20+ Points	-	0
	30+ Points	-	0
	5+ Rebounds	-	0
	10+ Rebounds	-	0
	5+ Assists	-	0
	10+ Assists	-	0
	5+ Steals	-	0
	5+ Blocks	-	0
5+ 3-Pt FG	-	0	

**CAREER STATS**

YEAR	GP-GS	MIN	AVG	FG-FGA	PCT	3FG-FGA	PCT	FT-FTA	PCT	O-D-T	AVG	PF-FO	A	TO	BK	ST	PTS	AVG	
2020-21	16-0	131	8.2	12-27	.444	8-22	.364	2-3	.667	1-8-9	0.6	18-0	8	5	0	3	34	2.1	
2021-22																			
TOTALS	16-0	131	8.2	12-27	.444	8-22	.364	2-3	.667	1-8-9	0.6	18-0	8	5	0	3	34	2.1	

4

# KYLE HARRIS

**Graduate Student | Guard | 6-3 | Business Administration  
Buffalo, N.Y. | Park School | Erie Community College**



2020-21 Second Team All-East Coast Conference

**LAST SEASON**

Second Team All-ECC... member of first team in program history to advance to NCAA Division II Men's Basketball Elite Eight tournament... 2020-21 NCAA East Regional Champions... appeared in all 16 games, including 14 starts... one of six players to see action in all 16 games... led team in made three-point field goals (40) and attempts (104) and free throw percentage (.889), second in field goal attempts (170), third in assists per game (3.1) and field goals made (68), fourth in points per game (12.5), rebounding (3.9), minutes played (32.4), made free throws (24) and attempts (27)... ranked among the ECC leaders in made three-point field goals (40) and attempts (104)... One of four players to score 200+ points... Finished in double-figure scoring 10 times, including in four of Daemen's last five contests... made at least four or more three-point field goals in four contests... totaled eight points and season-high assists in first start of season at Roberts Wesleyan on Feb. 8... totaled 22 points on 7-of-15 shooting and made four three-pointers along with six rebounds and six assists versus D'Youville on Feb. 10... totaled 22 points on 8-of-12 and 5-of-9 three-point shooting at D'Youville on Feb. 15... totaled 19 points on 6-of-15 shooting and 4-of-9 three-point shooting along with seven rebounds and three assists at St. Thomas Aquinas on Feb. 27... totaled 15 points, including 6-of-6 at the free-throw line along with four rebounds and three assists versus Roberts Wesleyan in the ECC tournament semifinals on Mar. 5... totaled 12 points, including two three-pointers, along with six rebounds and four assists in NCAA East Regional semifinals versus Bloomfield on Mar. 14... totaled 21 points on 7-of-15 shooting including career-high 6-of-10 three-point shooting in NCAA East Regional championship game versus St. Thomas Aquinas on Mar. 16... totaled 12 points, five rebounds and three assists in national quarterfinal contest versus West Texas A&M on Mar. 24.

**PLAYER HIGHS**

SEASON HIGHS	Points	-
	Rebounds	-
	Assists	-
	Steals	-
	Blocks	-
	Field Goals	-
	3-Pointers	-
	Free Throws	-
Minutes	-	

CAREER HIGHS	Points	22	2 times
	Rebounds	8	NY Tech (1/26/20)
	Assists	8	R. Wes. (2/8/21)
	Steals	2	3 times
	Blocks	2	D'Youville (2/24/21)
	Field Goals	8	D'Youville (2/15/21)
	3-Pointers	6	STAC (3/16/21)
	Free Throws	6	R. Wes. (3/5/21)
Minutes	40	2 times	

PRODUCTION TRACKER	21-22	Career
	Double-Doubles	0
	10+ Points	15
	20+ Points	3
	30+ Points	0
	5+ Rebounds	11
	10+ Rebounds	0
	5+ Assists	3
	10+ Assists	0
	5+ Steals	0
5+ Blocks	0	
5+ 3-Pt FG	2	

**2021-22 GAME-BY-GAME**

OPP	MIN	FG-FGA	3FG-FGA	FT-FTA	OFF	DEF	REB	PF	A	TO	BK	ST	PTS	AVG
MSU Moorhead														
Colorado Mesa														
W. Texas A&M														
U. Sciences														
Bentley														
Mercyhurst														
Staten Island														
St. Rose														
West Liberty														
Le Moyne														
Roberts Wesleyan														
Bridgeport														
Franklin Pierce														
Dist. Columbia														
Stonehill														
St. Anselm														
Clarion														
D'Youville														
Molloy														
Queens														
St. T. Aquinas														
Mercy														
Staten Island														
Dist. Columbia														
Roberts Wesleyan														
Bridgeport														
D'Youville														
St. T. Aquinas														
Mercy														
Molloy														
Queens														

**CAREER STATS**

YEAR	GP-GS	MIN	AVG	FG-FGA	PCT	3FG-FGA	PCT	FT-FTA	PCT	O-D-T	AVG	PF-FO	A	TO	BK	ST	PTS	AVG
2019-20	32-9	567	17.7	49-114	.430	27-71	.380	15-18	.833	13-76-89	2.8	57-1	31	30	5	9	140	4.4
2020-21	16-14	518	32.4	68-170	.400	40-104	.385	24-27	.889	13-50-63	3.9	28-0	49	27	2	5	200	12.5
2021-22	0-0	0	0.0	0-0	.000	0-0	.000	0-0	.000	0-0-0	0.0	0-0	0	0	0	0	0	0.0
TOTALS	48-23	1085	22.6	117-284	.412	67-175	.383	39-45	.867	26-126-152	3.2	85-1	80	57	7	14	340	7.1

5

# RYAN SALZBERG

**Junior | Guard | 6-4 | Business Administration**  
**Manlius, N.Y. | Fayetteville-Manlius HS | Bridgton Academy**



### LAST SEASON

Member of first team in program history to advance to NCAA Division II Men's Basketball Elite Eight tournament... 2020-21 NCAA East Regional Champions... appeared in all 16 games, including 12 as a starter... finished third on team in made three-point field goals (26) and attempts (73), fourth on team in free throw percentage (.750) and assists per game (2.3) and fifth on team in scoring (8.6) and rebounding (2.6), total minutes (29.2), field goals made (47) and attempted (113), free throws made (18) and attempted (24), steals per game (0.4)... ranked among the ECC leaders in total assists (10th)... finished in double-figure scoring in eight games... totaled five points and two assists in first collegiate start versus Gannon on Jan. 29... totaled nine points on 3-of-5 shooting plus two rebounds versus D'Youville on Feb. 10... totaled season-high 17 points on 6-of-11 shooting and 4-of-7 three-point shooting plus season-high five assists at Roberts Wesleyan on Feb. 11... followed up with 12 points and three assists in rematch with RWC on Feb. 17... totaled 14 points on 5-of-9 shooting and season-high 4-of-8 three-point shooting plus five rebounds and four assists in regular season finale at St. Thomas Aquinas on Feb. 28... totaled 12 points and drilled three three-pointers in ECC semifinals versus Roberts Wesleyan on Mar. 5... totaled 10 points, six rebounds and three assists in NCAA East Regional semifinal versus Bloomfield on Mar. 14... totaled 13 points on 5-of-8 shooting plus six rebounds and three assists in national quarterfinal contest versus West Texas A&M on Mar. 24.

### PLAYER HIGHS

SEASON HIGHS	Points	-
	Rebounds	-
	Assists	-
	Steals	-
	Blocks	-
	Field Goals	-
	3-Pointers	-
	Free Throws	-
	Minutes	-

CAREER HIGHS	Points	17	R. Wes. (2/11/21)
	Rebounds	6	2 times
	Assists	5	R. Wes. (2/11/21)
	Steals	2	2 times
	Blocks	1	2 times
	Field Goals	6	R. Wes. (2/11/21)
	3-Pointers	4	2 times
	Free Throws	3	D'Youville (2/15/21)
	Minutes	38	R. Wes. (3/5/21)

PRODUCTION TRACKER	21-22	Career
	Double-Doubles	0
	10+ Points	9
	20+ Points	2
	30+ Points	1
	5+ Rebounds	3
	10+ Rebounds	0
	5+ Assists	1
	10+ Assists	0
	5+ Steals	0
5+ Blocks	0	
5+ 3-Pt FG	0	

### 2021-22 GAME-BY-GAME

OPP	MIN	FG-FGA	3FG-FGA	FT-FTA	OFF	DEF	REB	PF	A	TO	BK	ST	PTS	AVG
MSU Moorhead														
Colorado Mesa														
W. Texas A&M														
U. Sciences														
Bentley														
Mercyhurst														
Staten Island														
St. Rose														
West Liberty														
Le Moyne														
Roberts Wesleyan														
Bridgeport														
Franklin Pierce														
Dist. Columbia														
Stonehill														
St. Anselm														
Clarion														
D'Youville														
Molloy														
Queens														
St. T. Aquinas														
Mercy														
Staten Island														
Dist. Columbia														
Roberts Wesleyan														
Bridgeport														
D'Youville														
St. T. Aquinas														
Mercy														
Molloy														
Queens														

### CAREER STATS

YEAR	GP-GS	MIN	AVG	FG-FGA	PCT	3FG-FGA	PCT	FT-FTA	PCT	O-D-T	AVG	PF-FO	A	TO	BK	ST	PTS	AVG
2019-20	23-0	101	4.4	10-18	.556	6-12	.500	2-3	.667	2-7-9	0.4	7-0	6	1	1	6	28	1.2
2020-21	16-12	466	29.1	47-113	.416	26-73	.356	18-24	.750	6-36-42	2.6	29-0	36	31	1	6	138	8.6
2021-22	0-0	0	0.0	0-0	.000	0-0	.000	0-0	.000	0-0-0	0.0	0-0	0	0	0	0	0	0.0
TOTALS	39-12	567	14.5	57-131	.435	32-85	.376	20-27	.741	8-43-51	1.3	36-0	42	32	2	12	166	4.3

# 10 TREVOR BOOK

**Redshirt Junior | Guard | 6-4 | Sport Management  
North Tonawanda, N.Y. | North Tonawanda HS**



### LAST SEASON

Opted out due to COVID-19.

### PLAYER HIGHS

Points	-
Rebounds	-
Assists	-
Steals	-
Blocks	-
Field Goals	-
3-Pointers	-
Free Throws	-
Minutes	-

Points	13	LIU Post (2/15/19)
Rebounds	5	NY Tech (12/16/18)
Assists	4	LIU Post (2/15/19)
Steals	2	LIU Post (2/15/19)
Blocks	1	LIU Post (12/14/18)
Field Goals	5	LIU Post (2/15/19)
3-Pointers	2	2 times
Free Throws	2	3 times
Minutes	20	LIU Post (12/14/18)

Double-Doubles	-	0
10+ Points	-	2
20+ Points	-	0
30+ Points	-	0
5+ Rebounds	-	1
10+ Rebounds	-	0
5+ Assists	-	0
10+ Assists	-	0
5+ Steals	-	0
5+ Blocks	-	0
5+ 3-Pt FG	-	0

### 2021-22 GAME-BY-GAME

OPP	MIN	FG-FGA	3FG-FGA	FT-FTA	OFF	DEF	REB	PF	A	TO	BK	ST	PTS	AVG
MSU Moorhead														
Colorado Mesa														
W. Texas A&M														
U. Sciences														
Bentley														
Mercyhurst														
Staten Island														
St. Rose														
West Liberty														
Le Moyne														
Roberts Wesleyan														
Bridgeport														
Franklin Pierce														
Dist. Columbia														
Stonehill														
St. Anselm														
Clarion														
D'Youville														
Molloy														
Queens														
St. T. Aquinas														
Mercy														
Staten Island														
Dist. Columbia														
Roberts Wesleyan														
Bridgeport														
D'Youville														
St. T. Aquinas														
Mercy														
Molloy														
Queens														

### CAREER STATS

YEAR	GP-GS	MIN	AVG	FG-FGA	PCT	3FG-FGA	PCT	FT-FTA	PCT	O-D-T	AVG	PF-FO	A	TO	BK	ST	PTS	AVG
2018-19	20-0	112	5.6	18-35	.514	6-14	.429	8-10	.800	7-14-21	1.1	8-0	8	1	1	5	50	2.5
2019-20																		
2020-21																		
2021-22	0-0	0	0.0	0-0	.000	0-0	.000	0-0	.000	0-0-0	0.0	0-0	0	0	0	0	0	0.0
TOTALS	20-0	112	5.6	18-35	.514	6-14	.429	8-10	.800	7-14-21	1.1	8.0	8	1	1	5	50	2.5

# 11 JUSTON JOHNSON

**Sophomore | Guard | 6-0 | Business Administration  
Buffalo, N.Y. | West Seneca West HS | Tennessee Prep**



### LAST SEASON

Member of first team in program history to advance to NCAA Division II Men's Basketball Elite Eight tournament... 2020-21 NCAA East Regional Champions... appeared in 14 games, including six starts... averaged 3.1 points and 1.1 rebounds per game... finished fifth on the team in assists per game (1.7), sixth on the team in minutes (16.9), field goals made (14) and attempts (39) and tied sixth in made three point field goals (7) and attempts (19)... logged 13 minutes and assist in Daemen debut versus Gannon on Jan. 29... totaled seven points, including 4-of-6 from the free-throw line, along with two assists and three steals at Gannon on Jan. 31... totaled five points on 2-of-4 shooting in nine minutes at Roberts Wesleyan on Feb. 11... totaled eight points along with four assists on 2-of-5 shooting at D'Youville on Feb. 15... totaled two points and season-high five rebounds in 30 minutes of action versus D'Youville on Feb. 24... recorded another eight-point performance on 3-of-5 shooting in 14 minutes of action in NCAA East Regional semifinal versus Bloomfield on Mar. 14.

### PLAYER HIGHS

Points	-
Rebounds	-
Assists	-
Steals	-
Blocks	-
Field Goals	-
3-Pointers	-
Free Throws	-
Minutes	-

Points	8	2 times
Rebounds	5	D'Youville (2/24/21)
Assists	4	2 times
Steals	3	2 times
Blocks	1	D'Youville (2/24/21)
Field Goals	3	Bloomfield (3/14/21)
3-Pointers	2	2 times
Free Throws	4	Gannon (1/31/21)
Minutes	30	D'Youville (2/24/21)

	21-22	Career
Double-Doubles	-	0
10+ Points	-	0
20+ Points	-	0
30+ Points	-	0
5+ Rebounds	-	1
10+ Rebounds	-	0
5+ Assists	-	0
10+ Assists	-	0
5+ Steals	-	0
5+ Blocks	-	0
5+ 3-Pt FG	-	0

### 2021-22 GAME-BY-GAME

OPP	MIN	FG-FGA	3FG-FGA	FT-FTA	OFF	DEF	REB	PF	A	TO	BK	ST	PTS	AVG
MSU Moorhead														
Colorado Mesa														
W. Texas A&M														
U. Sciences														
Bentley														
Mercyhurst														
Staten Island														
St. Rose														
West Liberty														
Le Moyne														
Roberts Wesleyan														
Bridgeport														
Franklin Pierce														
Dist. Columbia														
Stonehill														
St. Anselm														
Clarion														
D'Youville														
Molloy														
Queens														
St. T. Aquinas														
Mercy														
Staten Island														
Dist. Columbia														
Roberts Wesleyan														
Bridgeport														
D'Youville														
St. T. Aquinas														
Mercy														
Molloy														
Queens														

### CAREER STATS

YEAR	GP-GS	MIN	AVG	FG-FGA	PCT	3FG-FGA	PCT	FT-FTA	PCT	O-D-T	AVG	PF-FO	A	TO	BK	ST	PTS	AVG
2020-21	14-6	238	17.0	14-39	.359	7-19	.368	9-12	.750	3-13-16	1.1	26-1	24	22	1	12	44	3.1
2021-22	0-0	0	0.0	0-0	.000	0-0	.000	0-0	.000	0-0-0	0.0	0-0	0	0	0	0	0	0.0
<b>TOTALS</b>	<b>14-6</b>	<b>238</b>	<b>17.0</b>	<b>14-39</b>	<b>.359</b>	<b>7-19</b>	<b>.368</b>	<b>9-12</b>	<b>.750</b>	<b>3-13-16</b>	<b>1.1</b>	<b>26-1</b>	<b>24</b>	<b>22</b>	<b>1</b>	<b>12</b>	<b>44</b>	<b>3.1</b>

# 12 PATRICK HIGGINS

**Redshirt Sophomore | Guard | 5-10 | Undeclared**  
**Pennington, N.J. | The Pennington School**



**LAST SEASON**

Opted out due to COVID-19.

**PLAYER HIGHS**

SEASON HIGHS	Points	-
	Rebounds	-
	Assists	-
	Steals	-
	Blocks	-
	Field Goals	-
	3-Pointers	-
	Free Throws	-
Minutes	-	

**2021-22 GAME-BY-GAME**

OPP	MIN	FG-FGA	3FG-FGA	FT-FTA	OFF	DEF	REB	PF	A	TO	BK	ST	PTS	AVG
MSU Moorhead														
Colorado Mesa														
W. Texas A&M														
U. Sciences														
Bentley														
Mercyhurst														
Staten Island														
St. Rose														
West Liberty														
Le Moyne														
Roberts Wesleyan														
Bridgeport														
Franklin Pierce														
Dist. Columbia														
Stonehill														
St. Anselm														
Clarion														
D'Youville														
Molloy														
Queens														
St. T. Aquinas														
Mercy														
Staten Island														
Dist. Columbia														
Roberts Wesleyan														
Bridgeport														
D'Youville														
St. T. Aquinas														
Mercy														
Molloy														
Queens														

CAREER HIGHS	Points	-
	Rebounds	-
	Assists	-
	Steals	-
	Blocks	-
	Field Goals	-
	3-Pointers	-
	Free Throws	-
Minutes	-	

	21-22	Career
Double-Doubles	-	0
10+ Points	-	0
20+ Points	-	0
30+ Points	-	0
5+ Rebounds	-	0
10+ Rebounds	-	0
5+ Assists	-	0
10+ Assists	-	0
5+ Steals	-	0
5+ Blocks	-	0
5+ 3-Pt FG	-	0

**CAREER STATS**

YEAR	GP-GS	MIN	AVG	FG-FGA	PCT	3FG-FGA	PCT	FT-FTA	PCT	O-D-T	AVG	PF-FO	A	TO	BK	ST	PTS	AVG	
2019-20																			
2020-21																			
2021-22	0-0	0	0.0	0-0	.000	0-0	.000	0-0	.000	0-0-0	0.0	0-0	0	0	0	0	0	0.0	
TOTALS	0-0	0	0.0	0-0	.000	0-0	.000	0-0	.000	0-0-0	0.0	0-0	0	0	0	0	0	0.0	

# 13 NICK MACDONALD

**Junior | Guard | 6-5 | Sport Management**  
**Amherst, N.Y. | Canisius HS | Niagara University**



### LAST SEASON (at Niagara)

Appeared in all 20 games off the bench, helping the Purple Eagles finish 9-11 overall and 7-9 in the Metro Atlantic Athletic Conference... one of nine players to average double-figure minutes (13.6 mpg)... averaged 3.1 points and 1.4 rebounds per game... played a season-high 23 minutes and scored eight points in the season opener vs. Syracuse on Dec. 3... scored 15 points in just 16 minutes while making a career-best five three-pointers vs. Marist on Jan. 2... matched his season-high with 23 minutes in games against Manhattan (Jan. 15) and Quinnipiac (Jan. 23)... son of head coach Mike MacDonald... announced his intention to transfer to Daemen last May.

### PLAYER HIGHS

SEASON HIGHS	Points	-
	Rebounds	-
	Assists	-
	Steals	-
	Blocks	-
	Field Goals	-
	3-Pointers	-
	Free Throws	-
Minutes	-	

### 2021-22 GAME-BY-GAME

	MIN	FG-FGA	3FG-FGA	FT-FTA	OFF	DEF	REB	PF	A	TO	BK	ST	PTS	AVG
OPP														
MSU Moorhead														
Colorado Mesa														
W. Texas A&M														
U. Sciences														
Bentley														
Mercyhurst														
Staten Island														
St. Rose														
West Liberty														
Le Moyne														
Roberts Wesleyan														
Bridgeport														
Franklin Pierce														
Dist. Columbia														
Stonehill														
St. Anselm														
Clarion														
D'Youville														
Molloy														
Queens														
St. T. Aquinas														
Mercy														
Staten Island														
Dist. Columbia														
Roberts Wesleyan														
Bridgeport														
D'Youville														
St. T. Aquinas														
Mercy														
Molloy														
Queens														

CAREER HIGHS	Points	18	Rider (2/9/20)
	Rebounds	5	Canisius (2/12/20)
	Assists	2	2 times
	Steals	3	Iona (3/12/21)
	Blocks	-	-
	Field Goals	7	Rider (2/9/20)
	3-Pointers	5	Marist (1/2/21)
	Free Throws	6	Marist (2/23/20)
Minutes	26	Syracuse (12/28/19)	

PRODUCTION TRACKER	21-22	Career
	Double-Doubles	4
	10+ Points	0
	20+ Points	0
	30+ Points	0
	5+ Rebounds	1
	10+ Rebounds	0
	5+ Assists	0
	10+ Assists	0
	5+ Steals	0
5+ Blocks	0	
5+ 3-Pt FG	1	

### CAREER STATS

YEAR	GP-GS	MIN	AVG	FG-FGA	PCT	3FG-FGA	PCT	FT-FTA	PCT	O-D-T	AVG	PF-FO	A	TO	BK	ST	PTS	AVG
2019-20	32-2	433	13.5	44-107	.411	33-89	.371	22-22	1.00	6-26-32	1.0	24-0	11	12	0	11	143	4.5
2020-21	20-0	272	13.6	21-66	.318	17-56	.304	2-3	.667	2-25-27	1.4	25-0	8	6	0	6	61	3.1
2021-22	0-0	0	0.0	0-0	.000	0-0	.000	0-0	.000	0-0-0	0.0	0-0	0	0	0	0	0	0.0
DAEMEN	0-0	0	0.0	0-0	.000	0-0	.000	0-0	.000	0-0-0	0.0	0-0	0	0	0	0	0	0.0
TOTALS	52-2	706	13.6	65-173	.376	50-145	.345	24-25	.960	8-51-59	1.1	49-0	19	18	0	17	204	3.9

# 15 ANDREW MASON

**Sophomore | Guard | 6-3 | Undeclared  
Webster, N.Y. | Webster Thomas HS**



2021 ECC Championships All-Tournament Team  
ECC Rookie of the Week (2x)

**LAST SEASON**

Named to the ECC All-Championship Team... two-time ECC Rookie of the Week (Feb. 1, Feb. 22)... member of first team in program history to advance to NCAA Division II Men's Basketball Elite Eight tournament... 2020-21 NCAA East Regional Champions... appeared in and started in all 16 games... one of six players to see action in all 16 games... led the team in total minutes (540) and minutes played (33.8), second in assists per game (3.3), steals per game (0.9), made three-point field goals (38), attempts (78) and percentage (.487) and field goal percentage (.551), third in points per game (12.6), rebounds per game (6.1), made free throws (33) and attempts (42) and free throw percentage (.786) and fourth in field goals made (65) and attempted (118)... ranked among the ECC leaders in three-point shooting percentage (1st), made three-point field goals (2nd), minutes played (3rd), assists per game (4th), field goal percentage (5th), and rebounds per game (9th)... one of four players to record 200+ points and the only freshman to accomplish the feat... finished in double-figure scoring 10 times, including in nine of Daemen's last 11 contests... made at least three or more three-point field goals in seven contests... totaled nine points, nine rebounds and four assists in first career start versus Gannon on Jan. 29... totaled first career double-double (13 points, 10 rebounds) in 36 minutes played at Roberts Wesleyan on Feb. 10... totaled season-high 25 points on 8-of-12 shooting and 5-of-9 three-point shooting in 31 minutes played versus D'Youville on Feb. 24... totaled 11 points, five rebounds, five assists in 43 minutes played at St. Thomas Aquinas in overtime victory on Feb. 27... totaled 18 points on 7-of-9 shooting along with six rebounds and five assists in rematch with Spartans following night in regular season finale... totaled 19 points on 6-of-6 shooting and 5-of-5 three-point shooting along with six rebounds in 34 minutes played in ECC championship finals loss to Spartans on Mar. 7... totaled 10 points, four rebounds and six assists in NCAA East Regional semifinals versus Bloomfield on Mar. 14... totaled 9 points, three rebounds and two assists in NCAA East Regional championship game versus St. Thomas Aquinas on Mar. 16... totaled five points in national quarterfinal contest versus West Texas A&M on Mar. 24.

**PLAYER HIGHS**

Points	-
Rebounds	-
Assists	-
Steals	-
Blocks	-
Field Goals	-
3-Pointers	-
Free Throws	-
Minutes	-

Points	25	D'Youville (2/15/21)
Rebounds	10	2 times
Assists	6	Bloomfield (3/14/21)
Steals	3	D'Youville (2/15/21)
Blocks	2	STAC (2/27/21)
Field Goals	8	D'Youville (2/15/21)
3-Pointers	5	2 times
Free Throws	6	R. Wes. (2/8/21)
Minutes	43	STAC (2/27/21)

Double-Doubles	21-22	Career
10+ Points	-	10
20+ Points	-	1
30+ Points	-	0
5+ Rebounds	-	12
10+ Rebounds	-	2
5+ Assists	-	4
10+ Assists	-	0
5+ Steals	-	0
5+ Blocks	-	0
5+ 3-PT FG	-	2

**2021-22 GAME-BY-GAME**

OPP	MIN	FG-FGA	3FG-FGA	FT-FTA	OFF	DEF	REB	PF	A	TO	BK	ST	PTS	AVG
MSU Moorhead														
Colorado Mesa														
W. Texas A&M														
U. Sciences														
Bentley														
Mercyhurst														
Staten Island														
St. Rose														
West Liberty														
Le Moyne														
Roberts Wesleyan														
Bridgeport														
Franklin Pierce														
Dist. Columbia														
Stonehill														
St. Anselm														
Clarion														
D'Youville														
Molloy														
Queens														
St. T. Aquinas														
Mercy														
Staten Island														
Dist. Columbia														
Roberts Wesleyan														
Bridgeport														
D'Youville														
St. T. Aquinas														
Mercy														
Molloy														
Queens														

**CAREER STATS**

YEAR	GP-GS	MIN	AVG	FG-FGA	PCT	3FG-FGA	PCT	FT-FTA	PCT	O-D-T	AVG	PF-FO	A	TO	BK	ST	PTS	AVG
2020-21	16-16	539	33.7	65-118	.551	38-78	.487	33-42	.786	17-81-98	6.1	28-0	52	30	2	14	201	12.6
2021-22	0-0	0	0.0	0-0	.000	0-0	.000	0-0	.000	0-0-0	0.0	0-0	0	0	0	0	0	0.0
<b>TOTALS</b>	<b>16-16</b>	<b>539</b>	<b>33.7</b>	<b>65-118</b>	<b>.551</b>	<b>38-78</b>	<b>.487</b>	<b>33-42</b>	<b>.786</b>	<b>17-81-98</b>	<b>6.1</b>	<b>28-0</b>	<b>52</b>	<b>30</b>	<b>2</b>	<b>14</b>	<b>201</b>	<b>12.6</b>



# 21 SAYEED OSORIO

**Senior | Guard | 6-1 | Sport Management**  
**New York, N.Y. | Holcombe L. Rucker HS**



NABC Honors Court

**LAST SEASON**

Member of first team in program history to advance to NCAA Division II Men's Basketball Elite Eight tournament... 2020-21 NCAA East Regional Champions... appeared in seven games, all in a reserve role... averaged 0.9 points and 0.9 rebounds per game... recorded first two points of Daemen career at D'Youville on Feb. 15... totaled season-highs in minutes played (4), points (4) and rebounds (3) in rematch versus D'Youville on Feb. 24.

**PLAYER HIGHS**

SEASON HIGHS	Points	-
	Rebounds	-
	Assists	-
	Steals	-
	Blocks	-
	Field Goals	-
	3-Pointers	-
	Free Throws	-
Minutes	-	

**2021-22 GAME-BY-GAME**

OPP	MIN	FG-FGA	3FG-FGA	FT-FTA	OFF	DEF	REB	PF	A	TO	BK	ST	PTS	AVG
MSU Moorhead														
Colorado Mesa														
W. Texas A&M														
U. Sciences														
Bentley														
Mercyhurst														
Staten Island														
St. Rose														
West Liberty														
Le Moyne														
Roberts Wesleyan														
Bridgeport														
Franklin Pierce														
Dist. Columbia														
Stonehill														
St. Anselm														
Clarion														
D'Youville														
Molloy														
Queens														
St. T. Aquinas														
Mercy														
Staten Island														
Dist. Columbia														
Roberts Wesleyan														
Bridgeport														
D'Youville														
St. T. Aquinas														
Mercy														
Molloy														
Queens														

CAREER HIGHS	Points	4	D'Youville (2/24/21)
	Rebounds	3	D'Youville (2/24/21)
	Assists	-	-
	Steals	-	-
	Blocks	-	-
	Field Goals	2	D'Youville (2/24/21)
	3-Pointers	-	-
	Free Throws	-	-
Minutes	4	D'Youville (2/24/21)	

PRODUCTION TRACKER		21-22	Career
	Double-Doubles	-	0
	10+ Points	-	2
	20+ Points	-	0
	30+ Points	-	0
	5+ Rebounds	-	0
	10+ Rebounds	-	0
	5+ Assists	-	0
	10+ Assists	-	0
	5+ Steals	-	0
5+ Blocks	-	0	
5+ 3-Pt FG	-	0	

**CAREER STATS**

YEAR	GP-GS	MIN	AVG	FG-FGA	PCT	3FG-FGA	PCT	FT-FTA	PCT	O-D-T	AVG	PF-FO	A	TO	BK	ST	PTS	AVG
2020-21	8-0	12	1.5	3-10	.300	0-3	.000	0-1	.000	2-4-6	0.8	1-0	0	1	0	0	6	0.8
2021-22	8-0	12	1.5	3-10	.300	0-3	.000	0-1	.000	2-4-6	0.8	1-0	0	1	0	0	6	0.8
<b>TOTALS</b>	<b>8-0</b>	<b>12</b>	<b>1.5</b>	<b>3-10</b>	<b>.300</b>	<b>0-3</b>	<b>.000</b>	<b>0-1</b>	<b>.000</b>	<b>2-4-6</b>	<b>0.8</b>	<b>1-0</b>	<b>0</b>	<b>1</b>	<b>0</b>	<b>0</b>	<b>6</b>	<b>0.8</b>

# 22 ANDREW SISCHO

**Graduate Student | Center | 6-9 | Business Administration**  
**Guilderland, N.Y. | Guilderland HS**



- 2-Time Consensus All-American (NABC, D2CCA)
- 2-Time D2CCA East Region Player of the Year
- 4-Time First Team All-ECC
- 3-Time ECC Player of the Year
- 4-Time ECC Preseason Player of the Year
- 2-Time USBWA Division II National Player of the Week
- 14-Time ECC Player of the Week
- 3-Time ECC Defensive Player of the Week
- 8-Time ECC Rookie of the Week
- 3-Time NABC Honors Court
- 2-Time ECC Men's Basketball Scholar-Athlete of the Year
- 2020-21 ECC Male Scholar Athlete of the Year
- 2019-20 CoSIDA Academic All-American
- 2017-18 ECC Rookie of the Year

**LAST SEASON**

Daemen College Male Athlete of the Year ... D2CCA All-America First Team ... NABC All-America Team ... D2CCA All-East Region First Team ... NABC All-District First Team ... East Coast Conference Player of the Year & All-ECC First Team ... three-time ECC Player of the Week ... ECC Championships All-Tournament Team ... NCAA Division II East Regional Most Outstanding Player ... ECC Men's Basketball Scholar-Athlete of the Year ... ECC Male Scholar-Athlete of the Year ... ECC Preseason Player of the Year ... appeared in 15 of the team's 16 games and led the Wildcats to their first NCAA regional title and Elite Eight appearance ... averaged 26.9 points per game - a new single-season program record and fourth-best in the country ... also ranked second nationally in rebounding (13.0 rpg) while leading the country for a second straight season in double-doubles (13) ... led the ECC in scoring, rebounding, minutes per game (35.1), made field goals (160), field goal percentage (.630) and made free throws (79) ... opened the season with 30 points and 13 boards in a loss to Gannon - the first of six straight double-doubles ... erupted for 42 points and 17 rebounds in a road win at Roberts Wesleyan on Feb. 8 ... recorded the second 30-20 game of his career, finishing with 31 points and a season-high 21 rebounds in a win over D'Youville on Feb. 10 ... became Daemen's all-time leading scorer during a 20-point outing Feb. 11 at Roberts Wesleyan, surpassing the previous mark of 1,962 points set by Robert Robinson from 1988-92 ... scored his 2,000th career point and grabbed his 1,000th career rebound in a win over Mercy on Feb. 20, becoming just the second player in ECC history to reach both milestones ... only the third player in Daemen history to reach 1,000 rebounds ... scored 28 points and grabbed 13 rebounds in a big late season road win at St. Thomas Aquinas on Feb. 27 ... became the ECC's all-time leader in made field goals in the regular season finale at St. Thomas Aquinas on Feb. 28, surpassing the previous mark of 825 field goals set by STAC's Justin Reyes from 2014-18 ... averaged 25.5 points and 11.5 rebounds in two ECC tournament games ... scored 25 points and added 10 rebounds in Daemen's first-ever NCAA tournament win vs. Bloomfield on Mar. 14 ... scored 25 points and grabbed 13 rebounds in Daemen's regional final victory over St. Thomas Aquinas on Mar. 16 ... scored 29 points and added 16 rebounds in Daemen's Elite Eight loss to top-seeded West Texas A&M on Mar. 24.

**PLAYER HIGHS**

<b>SEASON HIGHS</b>	Points	-
	Rebounds	-
	Assists	-
	Steals	-
	Blocks	-
	Field Goals	-
	3-Pointers	-
	Free Throws	-
	Minutes	-

<b>CAREER HIGHS</b>	Points	47	Queens (3/4/20)
	Rebounds	23	Molloy (2/16/18)
	Assists	5	NW Mo. St. (11/1/19)
	Steals	4	2 times
	Blocks	5	Felician (11/8/19)
	Field Goals	19	Queens (3/4/20)
	3-Pointers	2	2 times
	Free Throws	12	Molloy (2/16/18)
	Minutes	45	Molloy (2/16/18)

<b>PRODUCTION TRACKER</b>	21-22	Career
	Double-Doubles	60
	10+ Points	98
	20+ Points	59
	30+ Points	15
	5+ Rebounds	99
	10+ Rebounds	60
	5+ Assists	1
	10+ Assists	0
	5+ Steals	0
5+ Blocks	1	
5+ 3-Pt FG	0	

**2021-22 GAME-BY-GAME**

	OPP	MIN	FG-FGA	3FG-FGA	FT-FTA	OFF	DEF	REB	PF	A	TO	BK	ST	PTS	AVG
	MSU Moorhead														
	Colorado Mesa														
	W. Texas A&M														
	U. Sciences														
	Bentley														
	Mercyhurst														
	Staten Island														
	St. Rose														
	West Liberty														
	Le Moyne														
	Roberts Wesleyan														
	Bridgeport														
	Franklin Pierce														
	Dist. Columbia														
	Stonehill														
	St. Anselm														
	Clarion														
	D'Youville														
	Molloy														
	Queens														
	St. T. Aquinas														
	Mercy														
	Staten Island														
	Dist. Columbia														
	Roberts Wesleyan														
	Bridgeport														
	D'Youville														
	St. T. Aquinas														
	Mercy														
	Molloy														
	Queens														

**CAREER STATS**

YEAR	GP-GS	MIN	AVG	FG-FGA	PCT	3FG-FGA	PCT	FT-FTA	PCT	O-D-T	AVG	PF-FO	A	TO	BK	ST	PTS	AVG	
2016-17																			
2017-18	30-18	706	23.5	195-345	.565	3-17	.176	69-106	.651	89-172-261	8.7	71-0	28	65	25	11	462	15.4	
2018-19	28-26	832	29.7	229-391	.586	4-8	.500	123-169	.728	106-177-283	10.1	72-0	30	58	28	24	585	20.9	
2019-20	31-29	1054	34.0	298-462	.645	13-29	.448	164-222	.739	138-224-362	11.7	100-1	49	102	35	27	773	24.9	
2020-21	15-15	526	35.1	160-254	.630	4-19	.211	79-117	.675	71-124-195	13.0	49-2	22	56	16	7	403	26.9	
2021-22	0-0	0	0.0	0-0	.000	0-0	.000	0-0	.000	0-0-0	0.0	0-0	0	0	0	0	0	0.0	
<b>TOTALS</b>	<b>104-88</b>	<b>3118</b>	<b>30.0</b>	<b>882-1452</b>	<b>.607</b>	<b>24-73</b>	<b>.329</b>	<b>435-614</b>	<b>.708</b>	<b>404-697-1101</b>	<b>10.6</b>	<b>292-3</b>	<b>129</b>	<b>281</b>	<b>104</b>	<b>69</b>	<b>2223</b>	<b>21.4</b>	

# 23 JUSTIN HEMPHILL

**Sophomore | Forward | 6-6 | Undeclared**  
**Buffalo, N.Y. | Cardinal O'Hara High School | St. Thomas More Prep**



### LAST SEASON

Member of first team in program history to advance to NCAA Division II Men's Basketball Elite Eight tournament... 2020-21 NCAA East Regional Champions... appeared in six games, including one start... averaged 3.8 points and 2.2 rebounds per game (sixth on the team)... recorded first career point along with three rebounds in Daemen debut versus Gannon on Jan. 29... followed up with six-point, two-steal performance in rematch with Golden Knights two nights later... matched season-high of six points on 2-of-5 shooting along with three rebounds and two blocks in season-high 20 minutes versus D'Youville on Feb. 10... totaled four points, four rebounds and one block in 14 minutes of play in first start of Daemen career at D'Youville on Feb. 15.

### PLAYER HIGHS

SEASON HIGHS	Points	-
	Rebounds	-
	Assists	-
	Steals	-
	Blocks	-
	Field Goals	-
	3-Pointers	-
	Free Throws	-
	Minutes	-

### 2021-22 GAME-BY-GAME

	MIN	FG-FGA	3FG-FGA	FT-FTA	OFF	DEF	REB	PF	A	TO	BK	ST	PTS	AVG
OPP														
MSU Moorhead														
Colorado Mesa														
W. Texas A&M														
U. Sciences														
Bentley														
Mercyhurst														
Staten Island														
St. Rose														
West Liberty														
Le Moyne														
Roberts Wesleyan														
Bridgeport														
Franklin Pierce														
Dist. Columbia														
Stonehill														
St. Anselm														
Clarion														
D'Youville														
Molloy														
Queens														
St. T. Aquinas														
Mercy														
Staten Island														
Dist. Columbia														
Roberts Wesleyan														
Bridgeport														
D'Youville														
St. T. Aquinas														
Mercy														
Molloy														
Queens														

CAREER HIGHS	Points	6	2 times
	Rebounds	4	D'Youville (2/15/21)
	Assists	2	R. Wes. (2/11/21)
	Steals	2	2 times
	Blocks	2	2 times
	Field Goals	2	4 tiems
	3-Pointers	-	-
	Free Throws	2	2 times
	Minutes	20	D'Youville (2/10/21)

PRODUCTION TRACKER	Double-Doubles	21-22	Career
	10+ Points	-	0
	20+ Points	-	0
	30+ Points	-	0
	5+ Rebounds	-	0
	10+ Rebounds	-	0
	5+ Assists	-	0
	10+ Assists	-	0
	5+ Steals	-	0
	5+ Blocks	-	0
5+ 3-Pt FG	-	0	

### CAREER STATS

YEAR	GP-GS	MIN	AVG	FG-FGA	PCT	3FG-FGA	PCT	FT-FTA	PCT	O-D-T	AVG	PF-FO	A	TO	BK	ST	PTS	AVG
2020-21	6-1	78	13.1	9-18	.500	0-0	.000	5-7	.714	7-6-13	2.2	11-0	5	5	6	5	23	3.8
2021-22	0-0	0	0.0	0-0	.000	0-0	.000	0-0	.000	0-0-0	0.0	0-0	0	0	0	0	0	0.0
TOTALS	6-1	78	13.1	9-18	.500	0-0	.000	5-7	.714	7-6-13	2.2	11-0	5	5	6	5	23	3.8

# 24 ZIV BASDEN

**Graduate Student | Forward | 6-5 | Business Administration  
Nassua, Bahamas | Redemption Christian Academy**



NABC Honors Court

**LAST SEASON**

Member of first team in program history to advance to NCAA Division II Men's Basketball Elite Eight tournament... 2020-21 NCAA East Regional Champions... appeared in 16 games, all in a reserve role... averaged 1.4 points and 1.0 rebounds per game... totaled season-high seven points and minutes (19) along with a career-high in assists (2) and tied career-high in rebounds (9) in a Feb. 15 win at D'Youville.

PLAYER HIGHS			2021-22 GAME-BY-GAME																
SEASON HIGHS	Points	-	OPP	MIN	FG-FGA	3FG-FGA	FT-FTA	OFF	DEF	REB	PF	A	TO	BK	ST	PTS	AVG		
	Rebounds	-	MSU Moorhead																
	Assists	-	Colorado Mesa																
	Steals	-	W. Texas A&M																
	Blocks	-	U. Sciences																
	Field Goals	-	Bentley																
	3-Pointers	-	Mercyhurst																
	Free Throws	-	Staten Island																
	Minutes	-	St. Rose																
CAREER HIGHS	Points	13	LIU Post (12/14/18)	Le Moyne															
	Rebounds	9	2 times	Roberts Wesleyan															
	Assists	2	D'Youville (2/15/21)	Bridgeport															
	Steals	1	4 times	Franklin Pierce															
	Blocks	1	R. Wes. (12/7/19)	Dist. Columbia															
	Field Goals	5	LIU Post (12/14/18)	Stonehill															
	3-Pointers	-	-	St. Anselm															
	Free Throws	3	LIU Post (12/14/18)	Clarion															
	Minutes	21	LIU Post (12/14/18)	D'Youville															
PRODUCTION TRACKER	21-22	Career	Molloy	Queens															
	Double-Doubles	0	St. T. Aquinas	Mercy															
	10+ Points	1	Staten Island	Dist. Columbia															
	20+ Points	0	Roberts Wesleyan	Bridgeport															
	30+ Points	0	D'Youville	D'Youville															
	5+ Rebounds	3	St. T. Aquinas	Mercy															
	10+ Rebounds	0	Staten Island	Molloy															
	5+ Assists	0	Queens																
	10+ Assists	0																	
	5+ Steals	0																	
	5+ Blocks	0																	
5+ 3-Pt FG	0																		

CAREER STATS																		
YEAR	GP-GS	MIN	AVG	FG-FGA	PCT	3FG-FGA	PCT	FT-FTA	PCT	O-D-T	AVG	PF-FO	A	TO	BK	ST	PTS	AVG
2017-18										- REDSHIRT SEASON -								
2018-19	16-0	53	3.3	14-18	.778	0-1	.000	6-11	.545	10-14-24	1.5	7-0	1	5	0	2	34	2.1
2019-20	14-0	25	1.8	7-11	.636	0-1	.000	0-0	.000	3-3-6	0.4	6-0	2	2	1	0	14	1.0
2020-21	16-0	75	4.7	6-15	.400	0-0	.000	3-7	.429	6-12-18	1.1	12-1	2	5	0	2	15	0.9
2020-21	0-0	0	0.0	0-0	.000	0-0	.000	0-0	.000	0-0	0.0	0-0	0	0	0	0	0	0.0
<b>TOTALS</b>	<b>46-0</b>	<b>153</b>	<b>3.3</b>	<b>27-44</b>	<b>.614</b>	<b>0-2</b>	<b>.000</b>	<b>9-18</b>	<b>.500</b>	<b>19-29-48</b>	<b>1.0</b>	<b>25-1</b>	<b>5</b>	<b>12</b>	<b>1</b>	<b>4</b>	<b>63</b>	<b>1.4</b>

# 25 RYAN BRADLEY

**Redshirt Junior | Forward | 6-7 | Marketing  
Niagara Falls, N.Y. | Canisius HS**



### LAST SEASON

Opted out due to COVID-19.

### PLAYER HIGHS

SEASON HIGHS	Points	-
	Rebounds	-
	Assists	-
	Steals	-
	Blocks	-
	Field Goals	-
	3-Pointers	-
	Free Throws	-
Minutes	-	

### 2021-22 GAME-BY-GAME

OPP	MIN	FG-FGA	3FG-FGA	FT-FTA	OFF	DEF	REB	PF	A	TO	BK	ST	PTS	AVG
MSU Moorhead														
Colorado Mesa														
W. Texas A&M														
U. Sciences														
Bentley														
Mercyhurst														
Staten Island														
St. Rose														
West Liberty														
Le Moyne														
Roberts Wesleyan														
Bridgeport														
Franklin Pierce														
Dist. Columbia														
Stonehill														
St. Anselm														
Clarion														
D'Youville														
Molloy														
Queens														
St. T. Aquinas														
Mercy														
Staten Island														
Dist. Columbia														
Roberts Wesleyan														
Bridgeport														
D'Youville														
St. T. Aquinas														
Mercy														
Molloy														
Queens														

### CAREER HIGHS

Points	9	Le Moyne (11/19/19)
Rebounds	5	Le Moyne (11/19/19)
Assists	2	3 times
Steals	1	8 times
Blocks	2	2 times
Field Goals	3	3 times
3-Pointers	1	Mercy (12/13/19)
Free Throws	3	Le Moyne (11/19/19)
Minutes	17	Le Moyne (11/19/19)

### PRODUCTION TRACKER

	21-22	Career
Double-Doubles	-	0
10+ Points	-	0
20+ Points	-	0
30+ Points	-	0
5+ Rebounds	-	1
10+ Rebounds	-	0
5+ Assists	-	0
10+ Assists	-	0
5+ Steals	-	0
5+ Blocks	-	0
5+ 3-Pt FG	-	0

### CAREER STATS

YEAR	GP-GS	MIN	AVG	FG-FGA	PCT	3FG-FGA	PCT	FT-FTA	PCT	O-D-T	AVG	PF-FO	A	TO	BK	ST	PTS	AVG	
2018-19																			
2019-20	20-0	182	9.1	20-46	.435	1-12	.083	4-8	.500	11-25-36	1.8	31-0	10	18	9	8	45	2.3	
2020-21																			
2021-22	0-0	0	0.0	0-0	.000	0-0	.000	0-0	.000	0-0-0	0.0	0-0	0	0	0	0	0	0.0	
TOTALS	20-0	182	9.1	20-46	.435	1-12	.083	4-8	.500	11-25-36	1.8	31-0	10	18	9	8	45	2.3	

# 30 ZECAREE VEIGA

**Graduate Student | Guard/Forward | 6-4 | Business Administration  
Riverside, R.I. | East Providence HS | Roberts Wesleyan College**



### LAST SEASON (at Roberts Wesleyan)

Appeared in all 15 games off the bench, helping the Redhawks finish 8-7 overall and 6-3 in the East Coast Conference... averaged 10.1 minutes per game – one of nine players to get double-figure minutes... averaged 5.0 points and 1.7 rebounds per game... played a season-high 17 minutes and had seven points, two rebounds, two steals, one block and one assist vs. Mercyhurst on Jan. 19... shot 4-of-6 from the field and scored eight points in just 11 minutes vs. Clarion on Jan. 24... played a season-high 16 minutes and scored a season-high 16 points against Daemen on Feb. 8... also reached double figures on Feb. 21, scoring 14 points in 13 minutes vs. D'Youville.

### PLAYER HIGHS

Points	-
Rebounds	-
Assists	-
Steals	-
Blocks	-
Field Goals	-
3-Pointers	-
Free Throws	-
Minutes	-

Points	19	Walsh (11/26/19)
Rebounds	6	3 times
Assists	2	3 times
Steals	2	3 times
Blocks	1	5 times
Field Goals	8	Walsh (11/26/19)
3-Pointers	3	Walsh (11/26/19)
Free Throws	4	2 times
Minutes	-	-

Double-Doubles	21-22	Career
10+ Points	-	0
20+ Points	-	7
30+ Points	-	0
5+ Rebounds	-	0
10+ Rebounds	-	4
5+ Assists	-	0
10+ Assists	-	0
5+ Steals	-	0
5+ Blocks	-	0
5+ 3-PT FG	-	0

### 2021-22 GAME-BY-GAME

OPP	MIN	FG-FGA	3FG-FGA	FT-FTA	OFF	DEF	REB	PF	A	TO	BK	ST	PTS	AVG
MSU Moorhead														
Colorado Mesa														
W. Texas A&M														
U. Sciences														
Bentley														
Mercyhurst														
Staten Island														
St. Rose														
West Liberty														
Le Moyne														
Roberts Wesleyan														
Bridgeport														
Franklin Pierce														
Dist. Columbia														
Stonehill														
St. Anselm														
Clarion														
D'Youville														
Molloy														
Queens														
St. T. Aquinas														
Mercy														
Staten Island														
Dist. Columbia														
Roberts Wesleyan														
Bridgeport														
D'Youville														
St. T. Aquinas														
Mercy														
Molloy														
Queens														

### CAREER STATS

YEAR	GP-GS	MIN	AVG	FG-FGA	PCT	3FG-FGA	PCT	FT-FTA	PCT	O-D-T	AVG	PF-FO	A	TO	BK	ST	PTS	AVG
2019-20	9-8	263	29.2	35-81	.432	10-32	.313	12-26	.462	12-23-35	3.9	23-0	12	19	1	9	92	10.2
2020-21	15-0	156	10.4	31-64	.484	6-21	.286	7-10	.700	8-17-25	1.7	27-1	5	12	4	4	75	5.0
2021-22	0-0	0	0.0	0-0	.000	0-0	.000	0-0	.000	0-0-0	0.0	0-0	0	0	0	0	0	0.0
DAEMEN	0-0	0	0.0	0-0	.000	0-0	.000	0-0	.000	0-0-0	0.0	0-0	0	0	0	0	0	0.0
TOTALS	24-8	419	17.4	66-145	.455	16-53	.302	19-36	.528	20-40-60	2.5	50-1	17	31	5	13	167	7.0

33

**JOEY  
ATKINS**

**Redshirt Junior | Guard/Forward | 6-5 | Business Administration  
Watervliet, N.Y. | Watervliet High School | Jefferson University**



**LAST SEASON**

Opted out due to COVID-19.

**PLAYER HIGHS**

SEASON HIGHS	Points	-	-
	Rebounds	-	-
	Assists	-	-
	Steals	-	-
	Blocks	-	-
	Field Goals	-	-
	3-Pointers	-	-
	Free Throws	-	-
Minutes	-	-	

**2021-22 GAME-BY-GAME**

	MIN	FG-FGA	3FG-FGA	FT-FTA	OFF	DEF	REB	PF	A	TO	BK	ST	PTS	AVG
OPP														
MSU Moorhead														
Colorado Mesa														
W. Texas A&M														
U. Sciences														
Bentley														
Mercyhurst														
Staten Island														
St. Rose														
West Liberty														
Le Moyne														
Roberts Wesleyan														
Bridgeport														
Franklin Pierce														
Dist. Columbia														
Stonehill														
St. Anselm														
Clarion														
D'Youville														
Molloy														
Queens														
St. T. Aquinas														
Mercy														
Staten Island														
Dist. Columbia														
Roberts Wesleyan														
Bridgeport														
D'Youville														
St. T. Aquinas														
Mercy														
Molloy														
Queens														

CAREER HIGHS	Points	13	LIU Post (2/15/19)
	Rebounds	5	NY Tech (12/16/18)
	Assists	4	LIU Post (2/15/19)
	Steals	2	LIU Post (2/15/19)
	Blocks	1	LIU Post (12/14/18)
	Field Goals	5	LIU Post (2/15/19)
	3-Pointers	2	2 times
	Free Throws	2	3 times
Minutes			

PRODUCTION TRACKER	Double-Doubles	21-22	Career
	10+ Points	-	0
	20+ Points	-	0
	30+ Points	-	0
	5+ Rebounds	-	0
	10+ Rebounds	-	0
	5+ Assists	-	0
	10+ Assists	-	0
5+ Steals	-	0	
5+ Blocks	-	0	
5+ 3-Pt FG	-	0	

**CAREER STATS**

YEAR	GP-GS	MIN	AVG	FG-FGA	PCT	3FG-FGA	PCT	FT-FTA	PCT	O-D-T	AVG	PF-FO	A	TO	BK	ST	PTS	AVG
2018-19	15-0	71	4.7	8-21	.381	1-2	.500	5-10	.500	2-8-10	0.7	12-0	0	8	5	4	22	1.5
2019-20																		
2020-21																		
2021-22	0-0	0	0.0	0-0	.000	0-0	.000	0-0	.000	0-0-0	0.0	0-0	0	0	0	0	0	0.0
DAEMEN	0-0	0	0.0	0-0	.000	0-0	.000	0-0	.000	0-0-0	0.0	0-0	0	0	0	0	0	0.0
TOTALS	20-0	112	5.6	18-35	.514	6-14	.429	8-10	.800	7-14-21	1.1	8.0	8	1	1	5	50	2.5

35

**TYLER  
PUTNEY**

**Freshman | Guard | 6-6 | Business Administration  
Fredonia, N.Y. | Fredonia HS**



**LAST SEASON (at Fredonia High School)**

Led the Fredonia Hillbillies to the Section VI Class B-3 championship by averaging 20.8 points, 8.2 rebounds and 2.8 assists per game... earned fourth team All-Western New York and third team All-Centercourt honors, as well as being named the Player of the Year by both the Dunkirk/Fredonia Observer and Jamestown Post-Journal... finished his career with 1,074 points in 84 games while setting school record for three-pointers (196).

**PLAYER HIGHS**

SEASON HIGHS	Points	-
	Rebounds	-
	Assists	-
	Steals	-
	Blocks	-
	Field Goals	-
	3-Pointers	-
	Free Throws	-
	Minutes	-

**2021-22 GAME-BY-GAME**

OPP	MIN	FG-FGA	3FG-FGA	FT-FTA	OFF	DEF	REB	PF	A	TO	BK	ST	PTS	AVG
MSU Moorhead														
Colorado Mesa														
W. Texas A&M														
U. Sciences														
Bentley														
Mercyhurst														
Staten Island														
St. Rose														
West Liberty														
Le Moyne														
Roberts Wesleyan														
Bridgeport														
Franklin Pierce														
Dist. Columbia														
Stonehill														
St. Anselm														
Clarion														
D'Youville														
Molloy														
Queens														
St. T. Aquinas														
Mercy														
Staten Island														
Dist. Columbia														
Roberts Wesleyan														
Bridgeport														
D'Youville														
St. T. Aquinas														
Mercy														
Molloy														
Queens														

CAREER HIGHS	Points	-
	Rebounds	-
	Assists	-
	Steals	-
	Blocks	-
	Field Goals	-
	3-Pointers	-
	Free Throws	-
	Minutes	-

PRODUCTION TRACKER		21-22	Career
	Double-Doubles	-	0
	10+ Points	-	0
	20+ Points	-	0
	30+ Points	-	0
	5+ Rebounds	-	0
	10+ Rebounds	-	0
	5+ Assists	-	0
	10+ Assists	-	0
	5+ Steals	-	0
5+ Blocks	-	0	
5+ 3-Pt FG	-	0	

**CAREER STATS**

YEAR	GP-GS	MIN	AVG	FG-FGA	PCT	3FG-FGA	PCT	FT-FTA	PCT	O-D-T	AVG	PF-FO	A	TO	BK	ST	PTS	AVG	
2021-22																			
TOTALS	0-0	0	0.0	0-0	.000	0-0	.000	0-0	.000	0-0-0	0.0	0-0	0	0	0	0	0	0.0	



# 45 JUSTIN POUMPEY

**Redshirt Sophomore | Guard | 5-10 | Sport Management**  
**Buffalo, N.Y. | St. Francis HS**



**LAST SEASON**

Opted out due to COVID-19.

**PLAYER HIGHS**

SEASON HIGHS	Points	-
	Rebounds	-
	Assists	-
	Steals	-
	Blocks	-
	Field Goals	-
	3-Pointers	-
	Free Throws	-
	Minutes	-

CAREER HIGHS	Points	-
	Rebounds	-
	Assists	-
	Steals	-
	Blocks	-
	Field Goals	-
	3-Pointers	-
	Free Throws	-
	Minutes	-

PRODUCTION TRACKER	Double-Doubles	21-22	Career
	10+ Points	-	0
	20+ Points	-	0
	30+ Points	-	0
	5+ Rebounds	-	0
	10+ Rebounds	-	0
	5+ Assists	-	0
	10+ Assists	-	0
	5+ Steals	-	0
5+ Blocks	-	0	
5+ 3-PT FG	-	0	

**2021-22 GAME-BY-GAME**

OPP	MIN	FG-FGA	3FG-FGA	FT-FTA	OFF	DEF	REB	PF	A	TO	BK	ST	PTS	AVG
MSU Moorhead														
Colorado Mesa														
W. Texas A&M														
U. Sciences														
Bentley														
Mercyhurst														
Staten Island														
St. Rose														
West Liberty														
Le Moyne														
Roberts Wesleyan														
Bridgeport														
Franklin Pierce														
Dist. Columbia														
Stonehill														
St. Anselm														
Clarion														
D'Youville														
Molloy														
Queens														
St. T. Aquinas														
Mercy														
Staten Island														
Dist. Columbia														
Roberts Wesleyan														
Bridgeport														
D'Youville														
St. T. Aquinas														
Mercy														
Molloy														
Queens														

**CAREER STATS**

YEAR	GP-GS	MIN	AVG	FG-FGA	PCT	3FG-FGA	PCT	FT-FTA	PCT	O-D-T	AVG	PF-FO	A	TO	BK	ST	PTS	AVG	
2019-20																			
2020-21																			
2021-22	0-00	0	0.0	0-0	.000	0-0	.000	0-0	.000	0-0-0	0.0	0-0	0	0	0	0	0	0.0	
TOTALS	0-0	0	0.0	0-0	.000	0-0	.000	0-0	.000	0-0-0	0.0	0-0	0	0	0	0	0	0.0	

# 50 TONY ARNOLD

**Sophomore | Guard | 6-1 | Social Work  
Rochester, N.Y. | Eastridge HS**



### LAST SEASON

Member of first team in program history to advance to NCAA Division II Men's Basketball Elite Eight tournament... 2020-21 NCAA East Regional Champions... appeared in five games all in a reserve role... averaged 0.2 points and 0.8 rebounds per game... recorded first career point with a converted free-throw in Daemen's season-opener versus Gannon on Jan. 29... totaled season-highs in rebounds (2) and assists (2) versus D'Youville on Feb. 10... totaled season-high nine minutes at Gannon on Jan. 31.

### PLAYER HIGHS

SEASON HIGHS	Points	-
	Rebounds	-
	Assists	-
	Steals	-
	Blocks	-
	Field Goals	-
	3-Pointers	-
	Free Throws	-
Minutes	-	

### 2021-22 GAME-BY-GAME

	MIN	FG-FGA	3FG-FGA	FT-FTA	OFF	DEF	REB	PF	A	TO	BK	ST	PTS	AVG
CAREER HIGHS	Points	1	Gannon (1/29/21)											
	Rebounds	2	D'Youville (2/10/21)											
	Assists	2	2 times											
	Steals	1	R. Wes. (2/11/21)											
	Blocks	-	-											
	Field Goals	-	-											
	3-Pointers	-	-											
	Free Throws	1	Gannon (1/29/21)											
	Minutes	-	-											
	PRODUCTION TRACKER	Double-Doubles	21-22	Career										
10+ Points		-	0											
20+ Points		-	0											
30+ Points		-	0											
5+ Rebounds		-	0											
10+ Rebounds		-	0											
5+ Assists		-	0											
10+ Assists		-	0											
5+ Steals		-	0											
5+ Blocks		-	0											
5+ 3-Pt FG		-	0											
OPP		MSU Moorhead												
		Colorado Mesa												
		W. Texas A&M												
		U. Sciences												
		Bentley												
		Mercyhurst												
		Staten Island												
	St. Rose													
	West Liberty													
	Le Moyne													
	Roberts Wesleyan													
	Bridgeport													
	Franklin Pierce													
	Dist. Columbia													
	Stonehill													
	St. Anselm													
	Clarion													
	D'Youville													
	Molloy													
	Queens													
	St. T. Aquinas													
	Mercy													
	Staten Island													
	Dist. Columbia													
	Roberts Wesleyan													
	Bridgeport													
	D'Youville													
	St. T. Aquinas													
	Mercy													
	Molloy													
	Queens													

### CAREER STATS

YEAR	GP-GS	MIN	AVG	FG-FGA	PCT	3FG-FGA	PCT	FT-FTA	PCT	O-D-T	AVG	PF-FO	A	TO	BK	ST	PTS	AVG
2020-21	5-0	25	5.0	0-6	.000	0-0	.000	1-2	.500	0-4-4	0.8	3-0	5	3	0	1	1	0.2
2021-22	0-0	0	0.0	0-0	.000	0-0	.000	0-0	.000	0-0-0	0.0	0-0	0	0	0	0	0	0.0
TOTALS	5-0	25	5.0	0-6	.000	0-0	.000	1-2	.500	0-4-4	0.8	3-0	5	3	0	1	1	0.2

**SEASON RECORDS**

POINTS				THREE-POINT FIELD GOALS				REBOUNDS			
1.	Andrew Sischo	773	2019-20	1.	David Skolen	114	1989-90	1.	Jim Chapman	394	1988-89
2.	Robert Robinson	767	1990-91	2.	Jeff Redband	100	2019-20	2.	Gerald Beverly	373	2014-15
3.	David Skolen	699	1989-90	3.	Kharmen Wingard	86	2003-04	3.	Andrew Sischo	362	2019-20
4.	Russell John	629	1990-91	4.	Brian Montanaro	84	2004-05	4.	Alex Nwora	347	1991-92
5.	Gerald Beverly	620	2014-15	5.	Pete Loney	83	2008-09	5.	Brian Pettit	329	1996-97
6.	Torrence Dyck	612	2015-16	6.	Jeff Redband	79	2018-19	6.	Alex Nwora	313	1992-93
7.	Chris Lewis	611	1989-90	7.	Russell John	78	1990-91	7.	Alex Nwora	312	1990-91
8.	Brian Montanaro	592	2005-06	8.	Donjuan Tyson	77	2006-07	8.	Brian Pettit	288	1995-96
9.	Andrew Sischo	585	2018-19	9.	Gabriel Marshall	76	2003-04	9.	Chris Lewis	287	1989-90
10.	Robert Robinson	567	1989-90	10.	Kharmen Wingard	76	2004-05	10.	Andrew Sischo	283	2018-19
POINTS PER GAME				THREE-POINT % (min. 1 3PT/game)				REBOUNDS PER GAME			
1.	Andrew Sischo	26.9	2020-21	1.	David Skolen	.557	1986-87	1.	Jim Chapman	14.1	1988-89
2.	Robert Robinson	25.6	1990-91	2.	Marty Lange	.524	1997-98	2.	Andrew Sischo	13.0	2020-21
3.	Andrew Sischo	24.9	2019-20	3.	Mike Maisto	.500	2007-08	3.	Gerald Beverly	12.0	2014-15
4.	Torrence Dyck	21.9	2015-16	4.	Jesse Lalka	.500	2015-16	4.	Andrew Sischo	11.7	2019-20
5.	David Skolen	21.8	1989-90	5.	David Skolen	.491	1989-90	5.	Alex Nwora	11.6	1992-93
6.	Ralph Henderson	21.8	1987-8	6.	David Skolen	.477	1988-89	6.	Alex Nwora	11.6	1991-92
7.	Russell John	21.0	1990-91	7.	Kevin Lange	.461	2002-03	7.	Brian Pettit	10.6	1996-97
8.	Ralph Henderson	20.5	1986-87	8.	Jay Sarkis	.461	2015-16	8.	Alex Nwora	10.4	1990-91
9.	Andrew Sischo	20.9	2018-19	9.	Brian Montanaro	.452	2004-05	9.	Sandy Finney	10.2	1995-96
10.	Gerald Beverly	20.0	2014-15	10.	Jeff Redband	.450	2016-17	10.	Sandy Finney	10.1	1994-95
									Andrew Sischo	10.1	2018-19
FIELD GOALS				FREE THROWS				ASSISTS			
1.	Andrew Sischo	298	2019-20	1.	Robert Robinson	282	1990-91	1.	Mark Coppola	203	2012-13
2.	Chris Lewis	257	1989-90	2.	Gerald Beverly	180	2014-15	2.	Derrick Henry	203	1988-89
3.	David Skolen	247	1989-90	3.	Robert Robinson	176	1991-92	3.	Robert Robinson	187	1990-91
4.	Robert Robinson	231	1990-91	4.	Andrew Sischo	164	2019-20	4.	Robert Robinson	186	1989-90
5.	Andrew Sischo	229	2018-19	5.	Alex Nwora	161	1992-93	5.	Mark Coppola	161	2011-12
6.	Gerald Beverly	219	2014-15	6.	Joe Olsen	148	2005-06	6.	Tim Foley	157	1994-95
7.	Russell John	218	1990-91	7.	Robert Robinson	142	1989-90	7.	Mark Coppola	154	2013-14
8.	Torrence Dyck	217	2015-16	8.	Monty Montgomery	140	2000-01	8.	Steve Chandler	152	2003-04
9.	Robert Robinson	205	1989-90	9.	Jonathan Walker	139	2002-03	9.	Steve Chandler	147	2002-03
10.	Gerald Beverly	200	2013-14	10.	Jonathan Walker	134	2001-02	10.	Russell John	139	1991-92
FIELD GOAL % (min. 150 made)				FREE THROW % (min. 100 made)				STEALS			
1.	S. Van Duluitgaarden	.661	1991-92	1.	David Skolen	.850	1989-90	1.	Derrick Henry	74	1988-89
2.	Andrew Sischo	.645	2019-20	2.	Todd Zielinski	.850	1996-97	2.	Russell John	73	1990-91
3.	Andrew Sischo	.630	2020-21	3.	Kevin Lange	.844	2002-03	3.	Breon Harris	70	2017-18
4.	Chris Lewis	.624	1989-90	4.	Robert Robinson	.827	1991-92	4.	Casey Sheehan	68	2012-13
5.	Brian Harmon	.610	1986-87	5.	David Skolen	.823	1988-89	5.	Devon Dawson	67	2007-08
6.	Gerald Beverly	.607	2014-15	6.	Mark Rouse	.806	2001-02	6.	Anibal Soler	66	1999-00
7.	Brian Pettit	.605	1998-99	7.	Monty Montgomery	.790	1997-98	7.	Eder Joseph	62	1999-00
8.	Chris Lewis	.603	1988-89	8.	Robert Robinson	.789	1989-90	8.	Jorge Ebanks	61	2009-10
9.	Gerald Beverly	.597	2012-13	9.	Brian Montanaro	.783	2005-06	9.	Dewan Stroud	60	2006-07
10.	Andrew Sischo	.586	2018-19	10.	Monty Montgomery	.782	2000-01	10.	Therreon Blackwell	59	2004-05
									Rob Robinson	59	1990-91
									Breon Harris	59	2019-20
								BLOCKS			
								1.	Ron Wright	119	2005-06
								2.	Ron Wright	114	2004-05
								3.	Gerald Beverly	111	2013-14
								4.	Gerald Beverly	110	2014-15
								5.	Gerald Beverly	59	2012-13
								6.	Brian Pettit	55	1998-99
								7.	Mario Torres	54	1992-93
								8.	Brian Pettit	52	1996-97
								9.	Gerald Beverly	50	2011-12
								10.	Ralph Henderson	49	1986-87



Gerald Beverly



David Skolen

**CAREER RECORDS**

POINTS (1,000-Point Club)				FIELD GOAL % (MIN. 150 MADE)				REBOUNDS			
1.	Andrew Sischo	2,223	2017-Pr.	1.	Chris Lewis	.615	1988-90	1.	Alex Nwora	1,103	1989-93
2.	Robert Robinson	1,962	1988-92	2.	Andrew Sischo	.607	2017-Pr.	2.	Andrew Sischo	1,101	2017-Pr.
3.	Brian Montanaro	1,920	2002-06	3.	S. Van Duluitgaarden	.606	1990-92	3.	Gerald Beverly	1,004	2011-15
4.	David Skolen	1,876	1986-90	4.	Gerald Beverly	.583	2011-15	4.	Brian Pettit	991	1994-99
5.	M. Montgomery	1,814	1996-01	5.	Kadeem Johnson	.581	2010-14	5.	Monty Montgomery	806	1996-01
6.	Gerald Beverly	1,799	2011-15	6.	Steve Chandler	.568	2002-04	6.	Jim Regan	587	2009-13
7.	Alex Nwora	1,514	1989-93	7.	Joe Olsen	.559	2004-06	7.	Devon Dawson	585	2007-12
8.	Casey Sheehan	1,505	2010-14	8.	Darnell Jackson	.554	2003-05	8.	Danny McCabe	570	1994-98
9.	Jeff Redband	1,422	2016-20	9.	Ralph Henderson	.549	1986-88	9.	Eder Joseph	542	1997-00
10.	Brian Pettit	1,414	1994-99	10.	Brian Pettit	.543	1994-99	10.	Mario Torres	537	1990-94
11.	Rob Lange	1,330	1992-96	<b>THREE-POINT FIELD GOALS</b>				<b>REBOUNDS PER GAME</b>			
12.	Devon Dawson	1,310	2007-12	1.	Jeff Redband	316	2016-20	1.	Andrew Sischo	10.6	2017-Pr.
13.	Kharmen Wingard	1,281	2002-05	2.	Brian Montanaro	288	2002-06	2.	Alex Nwora	9.3	1989-93
14.	Jim Regan	1,241	2009-13	3.	David Skolen	279	1986-90	3.	Brian Pettit	8.7	1994-99
15.	Mark Rouse	1,172	1998-02	4.	Kharmen Wingard	237	2002-05	4.	Chris Lewis	8.5	1988-90
16.	Kevin Lange	1,152	1999-03	5.	Jordan Greene	201	2011-15	5.	Gerald Beverly	8.4	2011-15
17.	Chris Moore	1,126	1996-00	6.	Jay Sarkis	200	2015-20	6.	Steve Chandler	7.4	2002-04
18.	Chris Lewis	1,105	1988-90	7.	Mark Rouse	183	1998-02	7.	Monty Montgomery	7.2	1996-01
19.	Jordan Greene	1,090	2011-15	8.	Kevin Lange	169	1999-03	8.	Eder Joseph	6.7	1997-00
20.	Danny McCabe	1,078	1884-98	9.	Casey Sheehan	147	2010-14	9.	Mario Torres	6.5	1990-94
21.	Jay Sarkis	1,070	2015-20	10.	Russell John	143	1990-92		Jonathan Walker	6.5	2001-03
22.	Therreon Blackwell	1,069	2002-06	<b>THREE-POINT % (min. 50 made)</b>				<b>ASSISTS</b>			
23.	Russell John	1,061	1990-92	1.	David Skolen	.487	1986-90	1.	Mark Coppola	623	2010-14
24.	Torrence Dyck	1,056	2014-16	2.	Jesse Lalka	.463	2013-17	2.	Robert Robinson	503	1988-92
25.	Deion Hamilton	1,029	2015-19	3.	Jeff Redband	.438	2016-20	3.	Casey Sheehan	470	2010-14
26.	Ralph Henderson	1,015	1986-88	4.	Robert Robinson	.433	1988-92	4.	Therreon Blackwell	438	2002-06
27.	Breon Harris	1,012	2016-20	5.	Jay Sarkis	.429	2015-20	5.	Jay Sarkis	336	2015-20
<b>POINTS PER GAME</b>				6.	Pete Loney	.426	2007-09	6.	Tim Foley	334	1990-95
1.	Andrew Sischo	21.4	2017-Pr.	7.	Adrian Baugh	.424	1999-01	7.	Mark Rouse	320	1998-02
2.	Torrence Dyck	20.7	2014-16	8.	Brian Montanaro	.418	2002-06	8.	Anibal Soler	304	1997-00
3.	Chris Lewis	18.4	1988-90	9.	Kyle Clifford	.415	2013-15	9.	Steve Chandler	299	2002-04
4.	Robert Robinson	17.8	1988-92	10.	Donjuan Tyson	.403	2006-07	10.	David Skolen	293	1986-90
5.	Russell John	17.4	1990-92	<b>FREE THROWS</b>				<b>STEALS</b>			
6.	Dewan Stroud	16.8	2006-08	1.	Robert Robinson	630	1988-92	1.	Devon Dawson	198	2007-12
7.	David Skolen	16.5	1986-90	2.	Gerald Beverly	459	2011-15	2.	Therreon Blackwell	185	2002-06
8.	Monty Montgomery	16.2	1996-01	3.	Alex Nwora	441	1989-93		Casey Sheehan	185	2010-14
9.	Jonathan Walker	15.3	2001-03	4.	Andrew Sischo	435	2017-Pr.		Breon Harris	185	2016-20
10.	Dom Mazzocchi	15.2	2010-12	5.	Monty Montgomery	427	1996-01	5.	Mark Coppola	168	2010-14
<b>FIELD GOALS</b>				6.	Brian Pettit	373	1994-99	6.	Anibal Soler	165	1996-00
1.	Andrew Sischo	882	2019-20	7.	Rob Lange	366	1992-96	7.	Robert Robinson	161	1988-92
2.	David Skolen	687	1986-90	8.	Brian Montanaro	320	2002-06		Brian Montanaro	161	2002-06
3.	Gerald Beverly	669	2011-15	9.	Devon Dawson	275	2007-12	8.	Alex Nwora	154	1989-93
4.	Brian Montanaro	656	2002-06	10.	Jonathan Walker	273	2001-03	9.	Monty Montgomery	135	1996-01
	Monty Montgomery	656	1996-01	<b>FREE THROW % (min. 100 made)</b>					Mark Rouse	135	1998-02
6.	Robert Robinson	640	1988-92	1.	Jeff Redband	.880	2016-20	<b>BLOCKS</b>			
7.	Casey Sheehan	544	2010-14	2.	David Skolen	.826	1986-90	1.	Gerald Beverly	330	2011-15
8.	Alex Nwora	532	1989-93	3.	Arif Mehmetaj	.806	2014-17	2.	Ron Wright	233	2004-06
9.	Brian Pettit	519	1994-99	4.	Jay Sarkis	.795	2015-20	3.	Brian Pettit	144	1994-99
10.	Jim Regan	477	2009-13	5.	Robert Robinson	.788	1988-92	4.	Jim Regan	117	2009-13
					Mark Rouse	.788	1998-02	5.	Andrew Sischo	104	2017-Pr.
				7.	Brian Montanaro	.786	2002-06		Mario Torres	102	1990-94
				8.	Jaleo Wilkes	.773	2015-17	7.	Jeff Redband	101	206-20
				9.	Jeff Eaddy	.768	1986-90	8.	Kevin Lange	81	1999-03
				10.	Monty Montgomery	.757	1996-01	9.	Ralph Henderson	79	1986-88
								10.	Garyce Hervey	78	1998-00



Brian Montanaro

**SINGLE GAME RECORDS**

**POINTS**

1. Andrew Sischo 47 vs. Queens (N.Y.) 03/04/20

**REBOUNDS**

1. Jim Chapman 25 vs. New Jersey Inst. Of Tech. 11/26/88

**ASSISTS**

1. Robert Robinson 18 vs. Windsor 11/10/90

**BLOCKED SHOTS**

1. Gerald Beverly 12 vs. St. Thomas (Fla.) 12/17/14

**STEALS**

1. Derrick Henry 8 vs. SUNY Cortland 01/07/89

**FIELD GOALS MADE**

1. Andrew Sischo 19 vs. Queens (N.Y.) 03/04/20

**FIELD GOALS ATTEMPTED**

1. Russell John 32 vs. Ramapo 11/16/90

**FREE THROWS MADE**

1. Robert Robinson 21 vs. Point Park 02/02/91

**FREE THROWS ATTEMPTED**


1. Robert Robinson 24 vs. Point Park 02/02/91

**3-POINT FIELD GOALS MADE**


1. David Skolen 12 vs. Waynesburg 11/15/89

**3-POINT FIELD GOALS ATTEMPTED**

1. David Skolen 18 vs. Waynesburg 11/15/89



Alex Nwora



Robert Robinson

**SINGLE GAME RECORDS – INDIVIDUAL – NCAA ERA (2015-present)**

<b>POINTS</b>			
1.	Andrew Sischo	47	vs. Queens (N.Y.) 03/04/20
<b>REBOUNDS</b>			
1.	Andrew Sischo	23	vs. Molloy 02/16/18
<b>ASSISTS</b>			
1.	Jay Sarkis	11	vs. Queens (N.Y.) 01/21/18
<b>BLOCKED SHOTS</b>			
1.	Arif Mehmetaj	6	vs. Mercy 01/28/17
<b>STEALS</b>			
1.	Breon Harris	7	vs. LIU Post 01/12/18
<b>FIELD GOALS MADE</b>			
1.	Andrew Sischo	19	vs. Queens (N.Y.) 03/04/20
<b>FIELD GOALS ATTEMPTED</b>			
1.	Andrew Sischo	29	vs. Queens (N.Y.) 03/04/20
<b>FREE THROWS MADE</b>			
1.	Jaleo Wilkes	14	vs. Mercyhurst 11/27/16
<b>FREE THROWS ATTEMPTED</b>			
1.	Jaleo Wilkes	15	vs. Mercyhurst 11/27/16
	Andrew Sischo	15	vs. Molloy 02/16/18
<b>3-POINT FIELD GOALS MADE</b>			
1.	Jeff Redband	7	vs. LIU Post 02/15/19
	Jeff Redband	7	vs. U. Sciences 11/30/19
	Jeff Redband	7	vs. Roberts Wesleyan 02/01/20
	Jeff Redband	7	vs. Bridgeport 02/07/20
<b>3-POINT FIELD GOALS ATTEMPTED</b>			
1.	Jeff Redband	13	vs. LIU Post 02/23/18

**SINGLE GAME RECORDS – INDIVIDUAL – EAST COAST CONFERENCE GAMES (2013-present)**

<b>POINTS</b>			
1.	Andrew Sischo	42	vs. Roberts Wesleyan 02/08/21
<b>REBOUNDS</b>			
1.	Andrew Sischo	23	vs. Molloy 02/16/18
<b>ASSISTS</b>			
1.	Jay Sarkis	11	vs. Queens (N.Y.) 01/21/18
<b>BLOCKED SHOTS</b>			
1.	Gerald Beverly	11	vs. Mercy 01/06/14
<b>STEALS</b>			
1.	Breon Harris	7	vs. LIU Post 01/12/18
<b>FIELD GOALS MADE</b>			
1.	Andrew Sischo	16	vs. Molloy 02/08/19
	Andrew Sischo	16	vs. Roberts Wesleyan 02/08/21
<b>FIELD GOALS ATTEMPTED</b>			
1.	Andrew Sischo	26	vs. Molloy 02/08/19
<b>FREE THROWS MADE</b>			
1.	Casey Sheehan	14	vs. Dowling 02/21/14
	Gerald Beverly	14	vs. Bridgeport 01/10/15
	Gerald Beverly	14	vs. Mercy 02/21/15
<b>FREE THROWS ATTEMPTED</b>			
1.	Casey Sheehan	20	vs. Dowling 02/21/14
<b>3-POINT FIELD GOALS MADE</b>			
1.	Jeff Redband	7	vs. LIU Post 02/15/19
	Jeff Redband	7	vs. Roberts Wesleyan 02/01/20
	Jeff Redband	7	vs. Bridgeport 02/07/20
<b>3-POINT FIELD GOALS ATTEMPTED</b>			
1.	Jordan Greene	13	vs. Dowling 01/17/14
	Jeff Redband	13	vs. LIU Post 02/23/18



Jeff Redband



Casey Sheehan

**SINGLE GAME RECORDS – TEAM – NCAA ERA (2015-present)**

POINTS	109	vs. Wilmington (Del.)	11/13/15
VICTORY MARGIN	45	vs. LIU Post	02/15/19
REBOUNDS	57	vs. D'Youville	02/10/19
OFFENSIVE REBOUNDS	23	vs. Molloy	02/08/19
DEFENSIVE REBOUNDS	40	vs. Dowling	12/18/15
	40	vs. Felician	11/08/19
	40	vs. Mercy	12/13/19
	40	vs. D'Youville	02/10/21
ASSISTS	27	vs. LIU Post	12/14/18
	27	vs. LIU Post	02/15/19
BLOCKS	9	vs. Lake Erie	11/26/18
STEALS	15	vs. Molloy	02/28/20
FIELD GOALS	41	vs. LIU Post	12/14/18
FIELD GOALS ATTEMPTED	81	vs. Molloy	02/16/18
FIELD GOAL PERCENTAGE	.633	vs. Dist. Columbia	01/21/17
3-POINT FIELD GOALS	19	vs. LIU Post	02/15/19
3-POINT ATTEMPTED	40	vs. LIU Post	11/30/16
3-POINT PERCENTAGE	.619	vs. Dist. Columbia	01/21/17
FREE THROWS	42	vs. Queens (N.Y.)	01/24/16
FREE THROWS ATTEMPTED	51	vs. Queens (N.Y.)	01/24/16
FREE THROW PERCENTAGE	1.000	vs. Bridgeport	02/07/20
	1.000	vs. Le Moyne	11/19/19

**SINGLE GAME RECORDS – TEAM – EAST COAST CONFERENCE GAMES (2013-present)**

POINTS	111	vs. Molloy	02/07/14
VICTORY MARGIN	55	vs. Dist. Columbia	01/12/14
REBOUNDS	57	vs. D'Youville	02/10/21
OFFENSIVE REBOUNDS	23	vs. Molloy	02/08/19
DEFENSIVE REBOUNDS	41	vs. Roberts Wesleyan	01/20/15
ASSISTS	27	vs. LIU Post	12/14/18
	27	vs. LIU Post	02/15/19
BLOCKS	15	vs. St. Thomas Aquinas	01/24/14
STEALS	15	vs. Molloy	02/28/20
FIELD GOALS	42	vs. Dist. Columbia	02/06/16
FIELD GOALS ATTEMPTED	81	vs. Molloy	02/16/18
FIELD GOAL PERCENTAGE	.633	vs. Dist. Columbia	01/21/17
3-POINT FIELD GOALS	19	vs. LIU Post	02/15/19
3-POINT ATTEMPTED	40	vs. LIU Post	11/30/16
3-POINT PERCENTAGE	.619	vs. Dist. Columbia	01/21/17
FREE THROWS	42	vs. Queens (N.Y.)	01/24/16
FREE THROWS ATTEMPTED	51	vs. Queens (N.Y.)	01/24/16
FREE THROW PERCENTAGE	1.000	vs. Bridgeport	02/14/15
	1.000	vs. Bridgeport	02/07/20



2015-16 Team – 1st Year Full NCAA Division II



2018-19 Team - 1st NCAA Tournament

