

CS738: Advanced Compiler Optimizations

Data Flow Analysis

Amey Karkare

karkare@cse.iitk.ac.in

<http://www.cse.iitk.ac.in/~karkare/cs738>

Department of CSE, IIT Kanpur



Agenda

- ▶ Static analysis and compile-time optimizations

Agenda

- ▶ Static analysis and compile-time optimizations
- ▶ For the next few lectures

Agenda

- ▶ Static analysis and compile-time optimizations
- ▶ For the next few lectures
- ▶ *Intraprocedural* Data Flow Analysis

Agenda

- ▶ Static analysis and compile-time optimizations
- ▶ For the next few lectures
- ▶ *Intraprocedural* Data Flow Analysis
 - ▶ Classical Examples

Agenda

- ▶ Static analysis and compile-time optimizations
- ▶ For the next few lectures
- ▶ *Intraprocedural* Data Flow Analysis
 - ▶ Classical Examples
 - ▶ Components

Assumptions

- ▶ Intraprocedural: Restricted to a single function

Assumptions

- ▶ Intraprocedural: Restricted to a single function
- ▶ Input in 3-address format

Assumptions

- ▶ Intraprocedural: Restricted to a single function
- ▶ Input in 3-address format
- ▶ Unless otherwise specified

3-address Code Format

- ▶ Assignments

3-address Code Format

- ▶ Assignments

$x = y \text{ op } z$

3-address Code Format

- ▶ Assignments

$x = y \text{ op } z$

$x = \text{op } y$

3-address Code Format

- ▶ Assignments

$x = y \text{ op } z$

$x = \text{op } y$

$x = y$

3-address Code Format

- ▶ Assignments

 - $x = y \text{ op } z$

 - $x = \text{op } y$

 - $x = y$

- ▶ Jump/control transfer

3-address Code Format

- ▶ Assignments

 - $x = y \text{ op } z$

 - $x = \text{op } y$

 - $x = y$

- ▶ Jump/control transfer

 - goto L

3-address Code Format

- ▶ Assignments

 - $x = y \text{ op } z$

 - $x = \text{op } y$

 - $x = y$

- ▶ Jump/control transfer

 - goto L

 - if x relop y goto L

3-address Code Format

- ▶ Assignments
 - $x = y \text{ op } z$
 - $x = \text{op } y$
 - $x = y$
- ▶ Jump/control transfer
 - goto L
 - if x relop y goto L
- ▶ Statements can have label(s)

3-address Code Format

- ▶ Assignments

$x = y \text{ op } z$

$x = \text{op } y$

$x = y$

- ▶ Jump/control transfer

goto L

if x relop y goto L

- ▶ Statements can have label(s)

L: ...

3-address Code Format

- ▶ Assignments

$x = y \text{ op } z$

$x = \text{op } y$

$x = y$

- ▶ Jump/control transfer

goto L

if x relop y goto L

- ▶ Statements can have label(s)

L: ...

- ▶ Arrays, Pointers and Functions to be added later when needed

Data Flow Analysis

- ▶ Class of techniques to derive information about flow of data

Data Flow Analysis

- ▶ Class of techniques to derive information about flow of data
 - ▶ along program execution paths

Data Flow Analysis

- ▶ Class of techniques to derive information about flow of data
 - ▶ along program execution paths
- ▶ Used to answer questions such as:

Data Flow Analysis

- ▶ Class of techniques to derive information about flow of data
 - ▶ along program execution paths
- ▶ Used to answer questions such as:
 - ▶ whether two identical expressions evaluate to same value

Data Flow Analysis

- ▶ Class of techniques to derive information about flow of data
 - ▶ along program execution paths
- ▶ Used to answer questions such as:
 - ▶ whether two identical expressions evaluate to same value
 - ▶ used in common subexpression elimination

Data Flow Analysis

- ▶ Class of techniques to derive information about flow of data
 - ▶ along program execution paths
- ▶ Used to answer questions such as:
 - ▶ whether two identical expressions evaluate to same value
 - ▶ used in common subexpression elimination
 - ▶ whether the result of an assignment is used later

Data Flow Analysis

- ▶ Class of techniques to derive information about flow of data
 - ▶ along program execution paths
- ▶ Used to answer questions such as:
 - ▶ whether two identical expressions evaluate to same value
 - ▶ used in common subexpression elimination
 - ▶ whether the result of an assignment is used later
 - ▶ used by dead code elimination

Data Flow Abstraction

- ▶ Basic Blocks (BB)

Data Flow Abstraction

- ▶ Basic Blocks (BB)
 - ▶ sequence of 3-address code stmts

Data Flow Abstraction

- ▶ Basic Blocks (BB)
 - ▶ sequence of 3-address code stmts
 - ▶ single entry at the first statement

Data Flow Abstraction

- ▶ Basic Blocks (BB)
 - ▶ sequence of 3-address code stmts
 - ▶ single entry at the first statement
 - ▶ single exit at the last statement

Data Flow Abstraction

- ▶ Basic Blocks (BB)
 - ▶ sequence of 3-address code stmts
 - ▶ single entry at the first statement
 - ▶ single exit at the last statement
 - ▶ Typically we use “maximal” basic block (maximal sequence of such instructions)

Identifying Basic Blocks

- ▶ *Leader*: The first statement of a basic block

Identifying Basic Blocks

- ▶ *Leader*: The first statement of a basic block
 - ▶ The first instruction of the program (procedure)

Identifying Basic Blocks

- ▶ *Leader*: The first statement of a basic block
 - ▶ The first instruction of the program (procedure)
 - ▶ Target of a branch (conditional and unconditional goto)

Identifying Basic Blocks

- ▶ *Leader*: The first statement of a basic block
 - ▶ The first instruction of the program (procedure)
 - ▶ Target of a branch (conditional and unconditional goto)
 - ▶ Instruction immediately following a branch

Special Basic Blocks

- ▶ Two special BBs are added to simplify the analysis

Special Basic Blocks

- ▶ Two special BBs are added to simplify the analysis
 - ▶ empty (?) blocks!

Special Basic Blocks

- ▶ Two special BBs are added to simplify the analysis
 - ▶ empty (?) blocks!
- ▶ *Entry*: The first block to be executed for the procedure analyzed

Special Basic Blocks

- ▶ Two special BBs are added to simplify the analysis
 - ▶ empty (?) blocks!
- ▶ *Entry*: The first block to be executed for the procedure analyzed
- ▶ *Exit*: The last block to be executed

Data Flow Abstraction

- ▶ Control Flow Graph (CFG)

Data Flow Abstraction

- ▶ Control Flow Graph (CFG)
- ▶ A rooted directed graph $G = (N, E)$

Data Flow Abstraction

- ▶ Control Flow Graph (CFG)
- ▶ A rooted directed graph $G = (N, E)$
- ▶ $N =$ set of BBs

Data Flow Abstraction

- ▶ Control Flow Graph (CFG)
- ▶ A rooted directed graph $G = (N, E)$
- ▶ N = set of BBs
 - ▶ including *Entry*, *Exit*

Data Flow Abstraction

- ▶ Control Flow Graph (CFG)
- ▶ A rooted directed graph $G = (N, E)$
- ▶ N = set of BBs
 - ▶ including *Entry*, *Exit*
- ▶ E = set of edges

CFG Edges

- ▶ Edge $B_1 \rightarrow B_2 \in E$ if control can transfer from B_1 to B_2

CFG Edges

- ▶ Edge $B_1 \rightarrow B_2 \in E$ if control can transfer from B_1 to B_2
 - ▶ Fall through

CFG Edges

- ▶ Edge $B_1 \rightarrow B_2 \in E$ if control can transfer from B_1 to B_2
 - ▶ Fall through
 - ▶ Through jump (goto)

CFG Edges

- ▶ Edge $B_1 \rightarrow B_2 \in E$ if control can transfer from B_1 to B_2
 - ▶ Fall through
 - ▶ Through jump (goto)
 - ▶ Edge from *Entry* to (all?) real first BB(s)

CFG Edges

- ▶ Edge $B_1 \rightarrow B_2 \in E$ if control can transfer from B_1 to B_2
 - ▶ Fall through
 - ▶ Through jump (goto)
 - ▶ Edge from *Entry* to (all?) real first BB(s)
 - ▶ Edge to *Exit* from all last BBs

CFG Edges

- ▶ Edge $B_1 \rightarrow B_2 \in E$ if control can transfer from B_1 to B_2
 - ▶ Fall through
 - ▶ Through jump (goto)
 - ▶ Edge from *Entry* to (all?) real first BB(s)
 - ▶ Edge to *Exit* from all last BBs
 - ▶ BBs containing return

CFG Edges

- ▶ Edge $B_1 \rightarrow B_2 \in E$ if control can transfer from B_1 to B_2
 - ▶ Fall through
 - ▶ Through jump (goto)
 - ▶ Edge from *Entry* to (all?) real first BB(s)
 - ▶ Edge to *Exit* from all last BBs
 - ▶ BBs containing return
 - ▶ Last real BB

Data Flow Abstraction: Control Flow Graph

- ▶ Graph representation of paths that program may exercise during execution

Data Flow Abstraction: Control Flow Graph

- ▶ Graph representation of paths that program may exercise during execution
- ▶ Typically one graph per procedure

Data Flow Abstraction: Control Flow Graph

- ▶ Graph representation of paths that program may exercise during execution
- ▶ Typically one graph per procedure
- ▶ Graphs for separate procedures have to be combined/connected for interprocedural analysis

Data Flow Abstraction: Control Flow Graph

- ▶ Graph representation of paths that program may exercise during execution
- ▶ Typically one graph per procedure
- ▶ Graphs for separate procedures have to be combined/connected for interprocedural analysis
 - ▶ Later!

Data Flow Abstraction: Control Flow Graph

- ▶ Graph representation of paths that program may exercise during execution
- ▶ Typically one graph per procedure
- ▶ Graphs for separate procedures have to be combined/connected for interprocedural analysis
 - ▶ Later!
 - ▶ Single procedure, single flow graph for now.

Data Flow Abstraction: Program Points

- ▶ Input state/Output state for Stmt

Data Flow Abstraction: Program Points

- ▶ Input state/Output state for Stmt
 - ▶ Program point before/after a stmt

Data Flow Abstraction: Program Points

- ▶ Input state/Output state for Stmt
 - ▶ Program point before/after a stmt
 - ▶ Denoted $IN[s]$ and $OUT[s]$

Data Flow Abstraction: Program Points

- ▶ Input state/Output state for Stmt
 - ▶ Program point before/after a stmt
 - ▶ Denoted $IN[s]$ and $OUT[s]$
 - ▶ Within a basic block:

Data Flow Abstraction: Program Points

- ▶ Input state/Output state for Stmt
 - ▶ Program point before/after a stmt
 - ▶ Denoted $IN[s]$ and $OUT[s]$
 - ▶ Within a basic block:
 - ▶ Program point after a stmt is same as the program point before the next stmt

Data Flow Abstraction: Program Points

- ▶ Input state/Output state for BBs

Data Flow Abstraction: Program Points

- ▶ Input state/Output state for BBs
 - ▶ Program point before/after a bb

Data Flow Abstraction: Program Points

- ▶ Input state/Output state for BBs
 - ▶ Program point before/after a bb
 - ▶ Denoted $IN[B]$ and $OUT[B]$

Data Flow Abstraction: Program Points

- ▶ Input state/Output state for BBs
 - ▶ Program point before/after a bb
 - ▶ Denoted $IN[B]$ and $OUT[B]$
 - ▶ For B_1 and B_2 :

Data Flow Abstraction: Program Points

- ▶ Input state/Output state for BBs
 - ▶ Program point before/after a bb
 - ▶ Denoted $IN[B]$ and $OUT[B]$
 - ▶ For B_1 and B_2 :
 - ▶ if there is an edge from B_1 to B_2 in CFG, then the program point *after* the last stmt of B_1 *may be* followed immediately by the program point *before* the first stmt of B_2 .

Data Flow Abstraction: Execution Paths

- ▶ An execution path is of the form

$$p_1, p_2, p_3, \dots, p_n$$

Data Flow Abstraction: Execution Paths

- ▶ An execution path is of the form

$$p_1, p_2, p_3, \dots, p_n$$

where $p_i \rightarrow p_{i+1}$ are adjacent program points in the CFG.

Data Flow Abstraction: Execution Paths

- ▶ An execution path is of the form

$$p_1, p_2, p_3, \dots, p_n$$

where $p_i \rightarrow p_{i+1}$ are adjacent program points in the CFG.

- ▶ Infinite number of possible execution paths in practical programs.

Data Flow Abstraction: Execution Paths

- ▶ An execution path is of the form

$$p_1, p_2, p_3, \dots, p_n$$

where $p_i \rightarrow p_{i+1}$ are adjacent program points in the CFG.

- ▶ Infinite number of possible execution paths in practical programs.
- ▶ Paths having no finite upper bound on the length.

Data Flow Abstraction: Execution Paths

- ▶ An execution path is of the form

$$p_1, p_2, p_3, \dots, p_n$$

where $p_i \rightarrow p_{i+1}$ are adjacent program points in the CFG.

- ▶ Infinite number of possible execution paths in practical programs.
- ▶ Paths having no finite upper bound on the length.
- ▶ Need to *summarize* the information at a program point with a finite set of facts.

Data Flow Schema

- ▶ Data flow values associated with each program point

Data Flow Schema

- ▶ Data flow values associated with each program point
 - ▶ Summarize all possible states at that point

Data Flow Schema

- ▶ Data flow values associated with each program point
 - ▶ Summarize all possible states at that point
- ▶ *Domain*: set of all possible data flow values

Data Flow Schema

- ▶ Data flow values associated with each program point
 - ▶ Summarize all possible states at that point
- ▶ *Domain*: set of all possible data flow values
- ▶ Different domains for different analyses/optimizations

Data Flow Problem

- ▶ Constraints on data flow values

Data Flow Problem

- ▶ Constraints on data flow values
 - ▶ Transfer constraints

Data Flow Problem

- ▶ Constraints on data flow values
 - ▶ Transfer constraints
 - ▶ Control flow constraints

Data Flow Problem

- ▶ Constraints on data flow values
 - ▶ Transfer constraints
 - ▶ Control flow constraints
- ▶ **Aim:** To find a solution to the constraints

Data Flow Problem

- ▶ Constraints on data flow values
 - ▶ Transfer constraints
 - ▶ Control flow constraints
- ▶ **Aim:** To find a solution to the constraints
 - ▶ Multiple solutions possible

Data Flow Problem

- ▶ Constraints on data flow values
 - ▶ Transfer constraints
 - ▶ Control flow constraints
- ▶ **Aim:** To find a solution to the constraints
 - ▶ Multiple solutions possible
 - ▶ Trivial solutions, . . . , Exact solutions

Data Flow Problem

- ▶ Constraints on data flow values
 - ▶ Transfer constraints
 - ▶ Control flow constraints
- ▶ **Aim:** To find a solution to the constraints
 - ▶ Multiple solutions possible
 - ▶ Trivial solutions, . . . , Exact solutions
- ▶ We typically compute approximate solution

Data Flow Problem

- ▶ Constraints on data flow values
 - ▶ Transfer constraints
 - ▶ Control flow constraints
- ▶ **Aim:** To find a solution to the constraints
 - ▶ Multiple solutions possible
 - ▶ Trivial solutions, . . . , Exact solutions
- ▶ We typically compute approximate solution
 - ▶ Close to the exact solution (as close as possible!)

Data Flow Problem

- ▶ Constraints on data flow values
 - ▶ Transfer constraints
 - ▶ Control flow constraints
- ▶ **Aim:** To find a solution to the constraints
 - ▶ Multiple solutions possible
 - ▶ Trivial solutions, . . . , Exact solutions
- ▶ We typically compute approximate solution
 - ▶ Close to the exact solution (as close as possible!)
 - ▶ Why not exact solution?

Data Flow Constraints: Transfer Constraints

- ▶ Transfer functions

Data Flow Constraints: Transfer Constraints

- ▶ Transfer functions
 - ▶ relationship between the data flow values before and after a stmt

Data Flow Constraints: Transfer Constraints

- ▶ Transfer functions
 - ▶ relationship between the data flow values before and after a stmt
- ▶ forward functions: Compute facts *after* a statement *s* from the facts available *before s*.

Data Flow Constraints: Transfer Constraints

- ▶ Transfer functions
 - ▶ relationship between the data flow values before and after a stmt
- ▶ forward functions: Compute facts *after* a statement *s* from the facts available *before* *s*.
 - ▶ General form:

$$\text{OUT}[s] = f_s(\text{IN}[s])$$

Data Flow Constraints: Transfer Constraints

- ▶ Transfer functions
 - ▶ relationship between the data flow values before and after a stmt
- ▶ forward functions: Compute facts *after* a statement s from the facts available *before* s .
 - ▶ General form:

$$\text{OUT}[s] = f_s(\text{IN}[s])$$

- ▶ backward functions: Compute facts *before* a statement s from the facts available *after* s .

Data Flow Constraints: Transfer Constraints

- ▶ Transfer functions
 - ▶ relationship between the data flow values before and after a stmt
- ▶ forward functions: Compute facts *after* a statement s from the facts available *before* s .
 - ▶ General form:

$$\text{OUT}[s] = f_s(\text{IN}[s])$$

- ▶ backward functions: Compute facts *before* a statement s from the facts available *after* s .
 - ▶ General form:

$$\text{IN}[s] = f_s(\text{OUT}[s])$$

Data Flow Constraints: Transfer Constraints

- ▶ Transfer functions
 - ▶ relationship between the data flow values before and after a stmt
- ▶ forward functions: Compute facts *after* a statement s from the facts available *before* s .
 - ▶ General form:

$$\text{OUT}[s] = f_s(\text{IN}[s])$$

- ▶ backward functions: Compute facts *before* a statement s from the facts available *after* s .
 - ▶ General form:

$$\text{IN}[s] = f_s(\text{OUT}[s])$$

- ▶ f_s depends on the statement and the analysis

Data Flow Constraints: Control Flow Constraints

- ▶ Relationship between the data flow values of two points that are related by program execution semantics

Data Flow Constraints: Control Flow Constraints

- ▶ Relationship between the data flow values of two points that are related by program execution semantics
- ▶ For a basic block having n statements:

$$\text{IN}[s_{i+1}] = \text{OUT}[s_i], i = 1, 2, \dots, n - 1$$

Data Flow Constraints: Control Flow Constraints

- ▶ Relationship between the data flow values of two points that are related by program execution semantics
- ▶ For a basic block having n statements:

$$\text{IN}[s_{i+1}] = \text{OUT}[s_i], i = 1, 2, \dots, n - 1$$

- ▶ $\text{IN}[s_1]$, $\text{OUT}[s_n]$ to come later

Data Flow Constraints: Notations

- ▶ $\text{PRED}(B)$: Set of predecessor BBs of block B in CFG

Data Flow Constraints: Notations

- ▶ PRED (B): Set of predecessor BBs of block B in CFG
- ▶ SUCC (B): Set of successor BBs of block B in CFG

Data Flow Constraints: Notations

- ▶ $\text{PRED}(B)$: Set of predecessor BBs of block B in CFG
- ▶ $\text{SUCC}(B)$: Set of successor BBs of block B in CFG
- ▶ $f \circ g$: Composition of functions f and g

Data Flow Constraints: Notations

- ▶ $\text{PRED}(B)$: Set of predecessor BBs of block B in CFG
- ▶ $\text{SUCC}(B)$: Set of successor BBs of block B in CFG
- ▶ $f \circ g$: Composition of functions f and g
- ▶ \oplus : An abstract operator denoting some way of combining facts present in a set .

Data Flow Constraints: Basic Blocks

▶ **Forward**

Data Flow Constraints: Basic Blocks

▶ Forward

- ▶ For B consisting of s_1, s_2, \dots, s_n

$$f_B = f_{s_n} \circ \dots \circ f_{s_2} \circ f_{s_1}$$

$$\text{OUT}[B] = f_B(\text{IN}[B])$$

Data Flow Constraints: Basic Blocks

▶ Forward

- ▶ For B consisting of s_1, s_2, \dots, s_n

$$f_B = f_{s_n} \circ \dots \circ f_{s_2} \circ f_{s_1}$$

$$\text{OUT}[B] = f_B(\text{IN}[B])$$

- ▶ Control flow constraints

$$\text{IN}[B] = \bigoplus_{P \in \text{PRED}(B)} \text{OUT}[P]$$

Data Flow Constraints: Basic Blocks

▶ Forward

- ▶ For B consisting of s_1, s_2, \dots, s_n

$$f_B = f_{s_n} \circ \dots \circ f_{s_2} \circ f_{s_1}$$

$$\text{OUT}[B] = f_B(\text{IN}[B])$$

- ▶ Control flow constraints

$$\text{IN}[B] = \bigoplus_{P \in \text{PRED}(B)} \text{OUT}[P]$$

▶ Backward

$$f_B = f_{s_1} \circ f_{s_2} \circ \dots \circ f_{s_n}$$

$$\text{IN}[B] = f_B(\text{OUT}[B])$$

$$\text{OUT}[B] = \bigoplus_{S \in \text{SUCC}(B)} \text{IN}[S]$$

Data Flow Equations

- ▶ Typical Equation

$$\text{OUT}[s] = \text{IN}[s] - \textit{kill}[s] \cup \textit{gen}[s]$$

Data Flow Equations

- ▶ Typical Equation

$$\text{OUT}[s] = \text{IN}[s] - \text{kill}[s] \cup \text{gen}[s]$$

$\text{gen}(s)$: information generated

Data Flow Equations

- ▶ Typical Equation

$$\text{OUT}[s] = \text{IN}[s] - \textit{kill}[s] \cup \textit{gen}[s]$$

gen(*s*): information generated

kill(*s*): information killed

Data Flow Equations

▶ Typical Equation

$$\text{OUT}[s] = \text{IN}[s] - \text{kill}[s] \cup \text{gen}[s]$$

gen(s): information generated

kill(s): information killed

▶ Example:

```
a = b*c // generates expression b * c
c = 5 // kills expression b*c
d = b*c // is b*c redundant here?
```

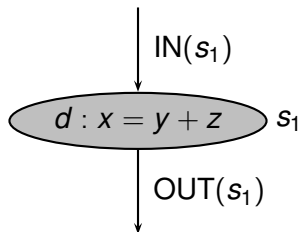
Example Data Flow Analysis

- ▶ Reaching Definitions Analysis
- ▶ Definition of a variable x : $x = \dots \text{something} \dots$
- ▶ Could be more complex (e.g. through pointers, references, implicit)

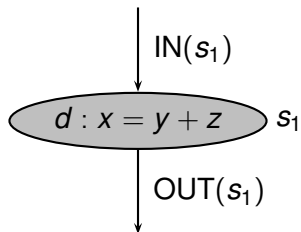
Reaching Definitions Analysis

- ▶ A definition d reaches a point p if
 - ▶ there is a path from the point *immediately following* d to p
 - ▶ d is not “killed” along that path
 - ▶ “Kill” means redefinition of the left hand side (x in the earlier example)

RD Analysis of a Structured Program

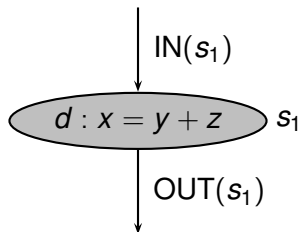


RD Analysis of a Structured Program



$$OUT(s_1) = IN(s_1) - KILL(s_1) \cup GEN(s_1)$$

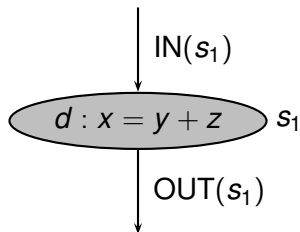
RD Analysis of a Structured Program



$$OUT(s_1) = IN(s_1) - KILL(s_1) \cup GEN(s_1)$$

$$GEN(s_1) =$$

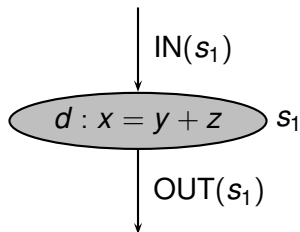
RD Analysis of a Structured Program



$$OUT(s_1) = IN(s_1) - KILL(s_1) \cup GEN(s_1)$$

$$GEN(s_1) = \{d\}$$

RD Analysis of a Structured Program

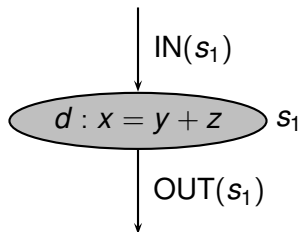


$$OUT(s_1) = IN(s_1) - KILL(s_1) \cup GEN(s_1)$$

$$GEN(s_1) = \{d\}$$

$$KILL(s_1) =$$

RD Analysis of a Structured Program

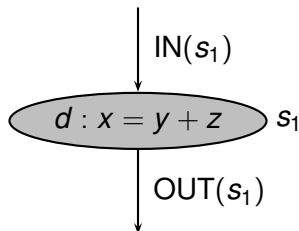


$$OUT(s_1) = IN(s_1) - KILL(s_1) \cup GEN(s_1)$$

$$GEN(s_1) = \{d\}$$

$$KILL(s_1) = D_x - \{d\}, \text{ where } D_x: \text{ set of all definitions of } x$$

RD Analysis of a Structured Program



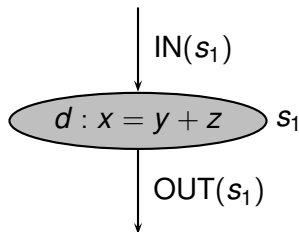
$$OUT(s_1) = IN(s_1) - KILL(s_1) \cup GEN(s_1)$$

$$GEN(s_1) = \{d\}$$

$$KILL(s_1) = D_x - \{d\}, \text{ where } D_x: \text{ set of all definitions of } x$$

$$KILL(s_1) =$$

RD Analysis of a Structured Program



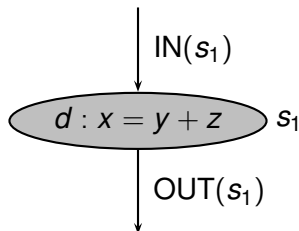
$$OUT(s_1) = IN(s_1) - KILL(s_1) \cup GEN(s_1)$$

$$GEN(s_1) = \{d\}$$

$$KILL(s_1) = D_x - \{d\}, \text{ where } D_x: \text{ set of all definitions of } x$$

$$KILL(s_1) = D_x?$$

RD Analysis of a Structured Program



$$OUT(s_1) = IN(s_1) - KILL(s_1) \cup GEN(s_1)$$

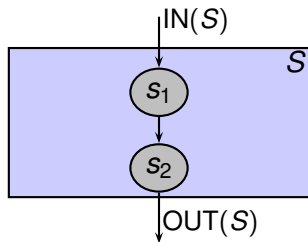
$$GEN(s_1) = \{d\}$$

$$KILL(s_1) = D_x - \{d\}, \text{ where } D_x: \text{ set of all definitions of } x$$

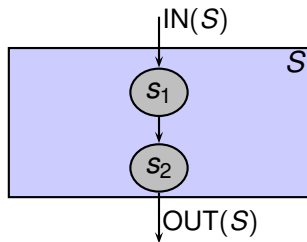
$$KILL(s_1) = D_x? \text{ will also work here}$$

but may not work in general

RD Analysis of a Structured Program

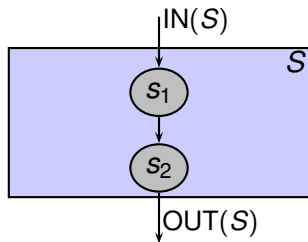


RD Analysis of a Structured Program



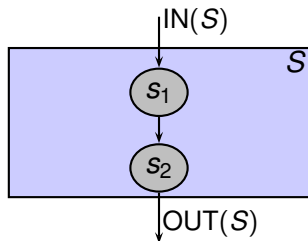
$GEN(S) =$

RD Analysis of a Structured Program



$$GEN(S) = GEN(s_1) - KILL(s_2) \cup GEN(s_2)$$

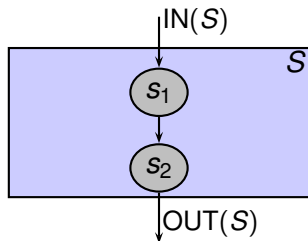
RD Analysis of a Structured Program



$$GEN(S) = GEN(s_1) - KILL(s_2) \cup GEN(s_2)$$

$$KILL(S) =$$

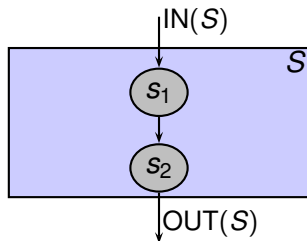
RD Analysis of a Structured Program



$$GEN(S) = GEN(s_1) - KILL(s_2) \cup GEN(s_2)$$

$$KILL(S) = KILL(s_1) - GEN(s_2) \cup KILL(s_2)$$

RD Analysis of a Structured Program

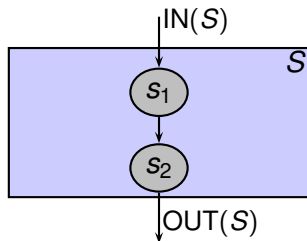


$$GEN(S) = GEN(s_1) - KILL(s_2) \cup GEN(s_2)$$

$$KILL(S) = KILL(s_1) - GEN(s_2) \cup KILL(s_2)$$

$$IN(s_1) =$$

RD Analysis of a Structured Program

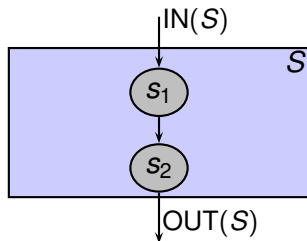


$$GEN(S) = GEN(s_1) - KILL(s_2) \cup GEN(s_2)$$

$$KILL(S) = KILL(s_1) - GEN(s_2) \cup KILL(s_2)$$

$$IN(s_1) = IN(S)$$

RD Analysis of a Structured Program



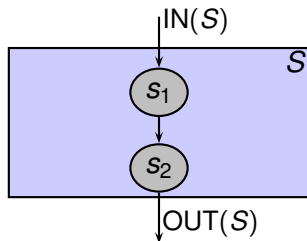
$$GEN(S) = GEN(s_1) - KILL(s_2) \cup GEN(s_2)$$

$$KILL(S) = KILL(s_1) - GEN(s_2) \cup KILL(s_2)$$

$$IN(s_1) = IN(S)$$

$$IN(s_2) =$$

RD Analysis of a Structured Program



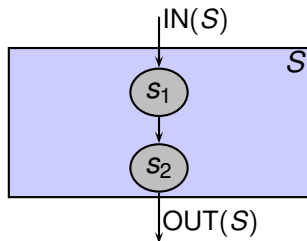
$$\text{GEN}(S) = \text{GEN}(s_1) - \text{KILL}(s_2) \cup \text{GEN}(s_2)$$

$$\text{KILL}(S) = \text{KILL}(s_1) - \text{GEN}(s_2) \cup \text{KILL}(s_2)$$

$$\text{IN}(s_1) = \text{IN}(S)$$

$$\text{IN}(s_2) = \text{OUT}(s_1)$$

RD Analysis of a Structured Program



$$\text{GEN}(S) = \text{GEN}(s_1) - \text{KILL}(s_2) \cup \text{GEN}(s_2)$$

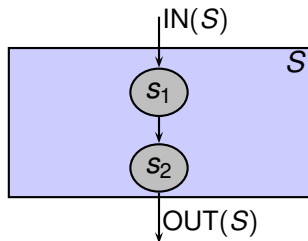
$$\text{KILL}(S) = \text{KILL}(s_1) - \text{GEN}(s_2) \cup \text{KILL}(s_2)$$

$$\text{IN}(s_1) = \text{IN}(S)$$

$$\text{IN}(s_2) = \text{OUT}(s_1)$$

$$\text{OUT}(S) =$$

RD Analysis of a Structured Program



$$\text{GEN}(S) = \text{GEN}(s_1) - \text{KILL}(s_2) \cup \text{GEN}(s_2)$$

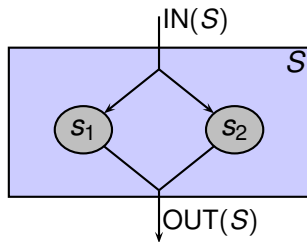
$$\text{KILL}(S) = \text{KILL}(s_1) - \text{GEN}(s_2) \cup \text{KILL}(s_2)$$

$$\text{IN}(s_1) = \text{IN}(S)$$

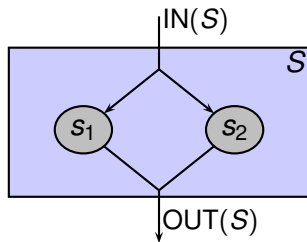
$$\text{IN}(s_2) = \text{OUT}(s_1)$$

$$\text{OUT}(S) = \text{OUT}(s_2)$$

RD Analysis of a Structured Program

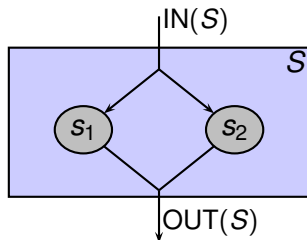


RD Analysis of a Structured Program



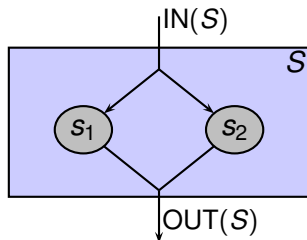
$GEN(S) =$

RD Analysis of a Structured Program



$$GEN(S) = GEN(s_1) \cup GEN(s_2)$$

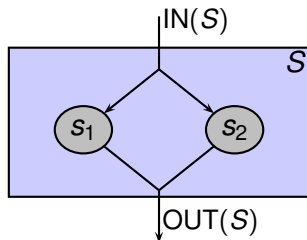
RD Analysis of a Structured Program



$$GEN(S) = GEN(s_1) \cup GEN(s_2)$$

$$KILL(S) =$$

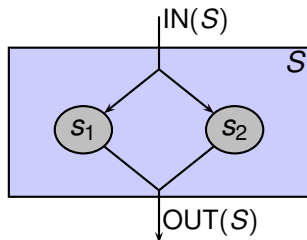
RD Analysis of a Structured Program



$$GEN(S) = GEN(s_1) \cup GEN(s_2)$$

$$KILL(S) = KILL(s_1) \cap KILL(s_2)$$

RD Analysis of a Structured Program

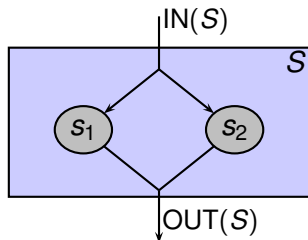


$$\text{GEN}(S) = \text{GEN}(s_1) \cup \text{GEN}(s_2)$$

$$\text{KILL}(S) = \text{KILL}(s_1) \cap \text{KILL}(s_2)$$

$$\text{IN}(s_1) =$$

RD Analysis of a Structured Program

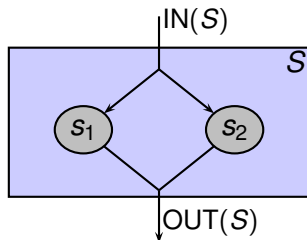


$$\text{GEN}(S) = \text{GEN}(s_1) \cup \text{GEN}(s_2)$$

$$\text{KILL}(S) = \text{KILL}(s_1) \cap \text{KILL}(s_2)$$

$$\text{IN}(s_1) = \text{IN}(s_2) = \text{IN}(S)$$

RD Analysis of a Structured Program



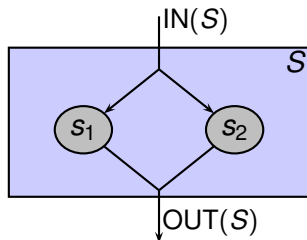
$$\text{GEN}(S) = \text{GEN}(s_1) \cup \text{GEN}(s_2)$$

$$\text{KILL}(S) = \text{KILL}(s_1) \cap \text{KILL}(s_2)$$

$$\text{IN}(s_1) = \text{IN}(s_2) = \text{IN}(S)$$

$$\text{OUT}(S) =$$

RD Analysis of a Structured Program



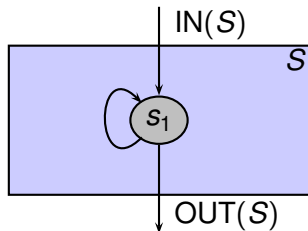
$$GEN(S) = GEN(s_1) \cup GEN(s_2)$$

$$KILL(S) = KILL(s_1) \cap KILL(s_2)$$

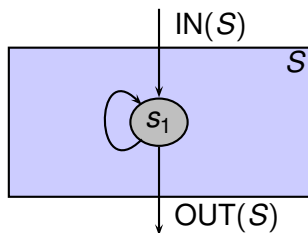
$$IN(s_1) = IN(s_2) = IN(S)$$

$$OUT(S) = OUT(s_1) \cup OUT(s_2)$$

RD Analysis of a Structured Program

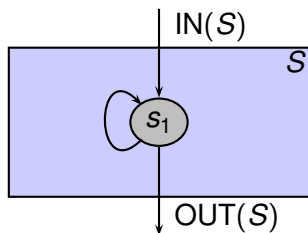


RD Analysis of a Structured Program



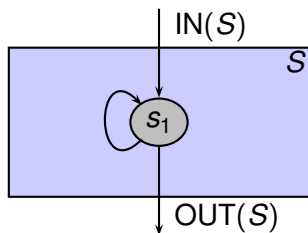
$GEN(S) =$

RD Analysis of a Structured Program



$$GEN(S) = GEN(s_1)$$

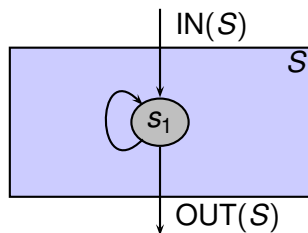
RD Analysis of a Structured Program



$$GEN(S) = GEN(s_1)$$

$$KILL(S) =$$

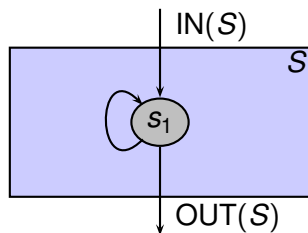
RD Analysis of a Structured Program



$$GEN(S) = GEN(s_1)$$

$$KILL(S) = KILL(s_1)$$

RD Analysis of a Structured Program

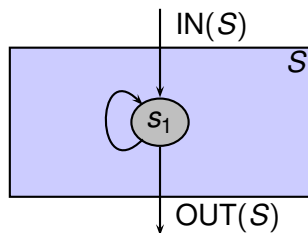


$$GEN(S) = GEN(s_1)$$

$$KILL(S) = KILL(s_1)$$

$$OUT(S) =$$

RD Analysis of a Structured Program

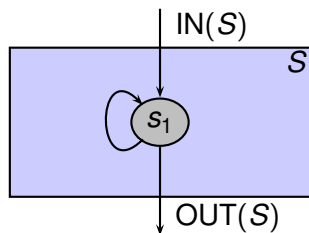


$$GEN(S) = GEN(s_1)$$

$$KILL(S) = KILL(s_1)$$

$$OUT(S) = OUT(s_1)$$

RD Analysis of a Structured Program



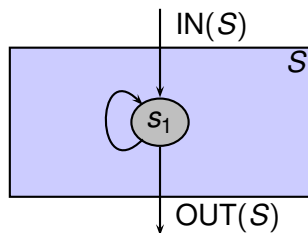
$$GEN(S) = GEN(s_1)$$

$$KILL(S) = KILL(s_1)$$

$$OUT(S) = OUT(s_1)$$

$$IN(s_1) =$$

RD Analysis of a Structured Program



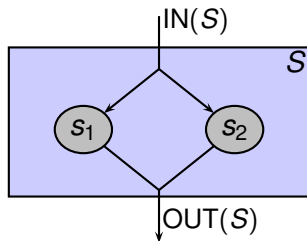
$$GEN(S) = GEN(s_1)$$

$$KILL(S) = KILL(s_1)$$

$$OUT(S) = OUT(s_1)$$

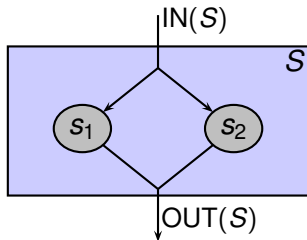
$$IN(s_1) = IN(S) \cup GEN(s_1)$$

RD Analysis is Approximate



- ▶ Assumption: All paths are feasible.

RD Analysis is Approximate

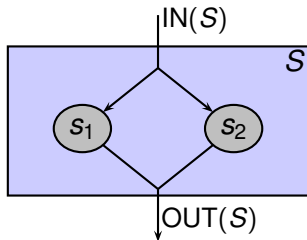


► Assumption: All paths are feasible.

► Example:

```
if (true) s1;  
else     s2;
```

RD Analysis is Approximate

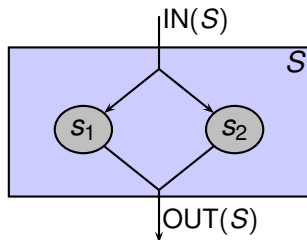


► Assumption: All paths are feasible.

► Example:

```
if (true) s1;  
else     s2;
```

RD Analysis is Approximate



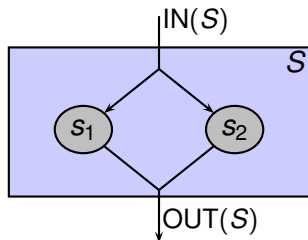
► Assumption: All paths are feasible.

► Example:

```
if (true) s1;  
else      s2;
```

$$\begin{array}{ccc} \text{Fact} & \text{Computed} & \text{Actual} \\ \text{GEN}(S) & = \text{GEN}(s_1) \cup \text{GEN}(s_2) & \supseteq \text{GEN}(s_1) \end{array}$$

RD Analysis is Approximate



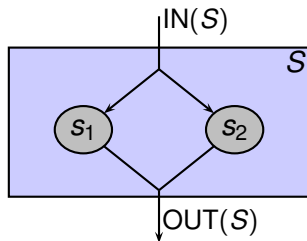
► Assumption: All paths are feasible.

► Example:

```
if (true) s1;  
else     s2;
```

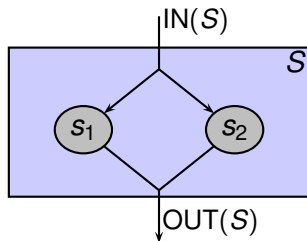
Fact	Computed		Actual
$\text{GEN}(S)$	$\text{GEN}(s_1) \cup \text{GEN}(s_2)$	\supseteq	$\text{GEN}(s_1)$
$\text{KILL}(S)$	$\text{KILL}(s_1) \cap \text{KILL}(s_2)$	\subseteq	$\text{KILL}(s_1)$

RD Analysis is Approximate



► Thus,

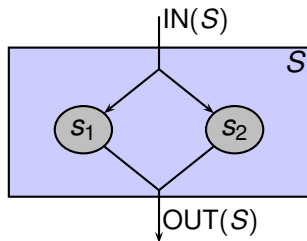
RD Analysis is Approximate



► Thus,

$\text{true GEN}(S) \subseteq \text{analysis GEN}(S)$

RD Analysis is Approximate

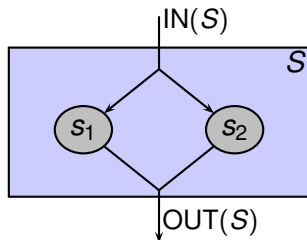


► Thus,

$\text{true GEN}(S) \subseteq \text{analysis GEN}(S)$

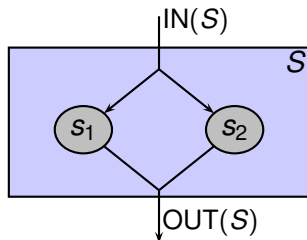
$\text{true KILL}(S) \supseteq \text{analysis KILL}(S)$

RD Analysis is Approximate



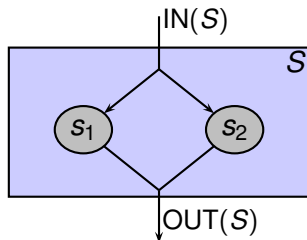
- ▶ Thus,
 - $\text{true GEN}(S) \subseteq \text{analysis GEN}(S)$
 - $\text{true KILL}(S) \supseteq \text{analysis KILL}(S)$
- ▶ More definitions computed to be reaching than actually do!

RD Analysis is Approximate



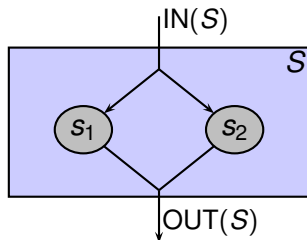
- ▶ Thus,
 - $\text{true GEN}(S) \subseteq \text{analysis GEN}(S)$
 - $\text{true KILL}(S) \supseteq \text{analysis KILL}(S)$
- ▶ More definitions computed to be reaching than actually do!
- ▶ Later we shall see that this is **SAFE** approximation

RD Analysis is Approximate



- ▶ Thus,
 - $\text{true GEN}(S) \subseteq \text{analysis GEN}(S)$
 - $\text{true KILL}(S) \supseteq \text{analysis KILL}(S)$
- ▶ More definitions computed to be reaching than actually do!
- ▶ Later we shall see that this is **SAFE** approximation
 - ▶ prevents optimizations

RD Analysis is Approximate



- ▶ Thus,
 - $\text{true GEN}(S) \subseteq \text{analysis GEN}(S)$
 - $\text{true KILL}(S) \supseteq \text{analysis KILL}(S)$
- ▶ More definitions computed to be reaching than actually do!
- ▶ Later we shall see that this is **SAFE** approximation
 - ▶ prevents optimizations
 - ▶ but NO wrong optimization

RD at BB level

- ▶ A definition d can reach the start of a block from any of its predecessor

$$\text{IN}(B) = \bigcup_{P \in \text{PRED}(B)} \text{OUT}(P)$$

RD at BB level

- ▶ A definition d can reach the start of a block from any of its predecessor
 - ▶ if it reaches the end of some predecessor

$$\text{IN}(B) = \bigcup_{P \in \text{PRED}(B)} \text{OUT}(P)$$

RD at BB level

- ▶ A definition d can reach the start of a block from any of its predecessor
 - ▶ if it reaches the end of some predecessor

$$\text{IN}(B) = \bigcup_{P \in \text{PRED}(B)} \text{OUT}(P)$$

- ▶ A definition d reaches the end of a block if

$$\text{OUT}(B) = \text{IN}(B) - \text{KILL}(B) \cup \text{GEN}(B)$$

RD at BB level

- ▶ A definition d can reach the start of a block from any of its predecessor

- ▶ if it reaches the end of some predecessor

$$\text{IN}(B) = \bigcup_{P \in \text{PRED}(B)} \text{OUT}(P)$$

- ▶ A definition d reaches the end of a block if

- ▶ either it is generated in the block

$$\text{OUT}(B) = \text{IN}(B) - \text{KILL}(B) \cup \text{GEN}(B)$$

RD at BB level

- ▶ A definition d can reach the start of a block from any of its predecessor

- ▶ if it reaches the end of some predecessor

$$\text{IN}(B) = \bigcup_{P \in \text{PRED}(B)} \text{OUT}(P)$$

- ▶ A definition d reaches the end of a block if

- ▶ either it is generated in the block
- ▶ or it reaches block and not killed

$$\text{OUT}(B) = \text{IN}(B) - \text{KILL}(B) \cup \text{GEN}(B)$$

Solving RD Constraints

- ▶ KILL & GEN known for each BB.

Solving RD Constraints

- ▶ KILL & GEN known for each BB.
- ▶ A program with N BBs has $2N$ equations with $2N$ unknowns.

Solving RD Constraints

- ▶ KILL & GEN known for each BB.
- ▶ A program with N BBs has $2N$ equations with $2N$ unknowns.
 - ▶ Solution is possible.

Solving RD Constraints

- ▶ KILL & GEN known for each BB.
- ▶ A program with N BBs has $2N$ equations with $2N$ unknowns.
 - ▶ Solution is possible.
 - ▶ Iterative approach (on the next slide).

for each block B {


```
for each block  $B$  {  
   $\text{OUT}(B) = \emptyset$ ;
```

```
for each block  $B$  {  
     $OUT(B) = \emptyset$ ;  
}  
 $OUT(Entry) = \emptyset$ ; // note this for later discussion
```

```
for each block  $B$  {  
     $OUT(B) = \emptyset$ ;  
}  
 $OUT(Entry) = \emptyset$ ; // note this for later discussion  
change = true;  
while (change) {  
    change = false;
```

```
for each block  $B$  {  
     $OUT(B) = \emptyset$ ;  
}  
 $OUT(Entry) = \emptyset$ ; // note this for later discussion  
change = true;  
while (change) {  
    change = false;  
    for each block  $B$  other than  $Entry$  {
```

```
for each block  $B$  {  
     $OUT(B) = \emptyset$ ;  
}  
 $OUT(Entry) = \emptyset$ ; // note this for later discussion  
change = true;  
while (change) {  
    change = false;  
    for each block  $B$  other than  $Entry$  {  
         $IN(B) = \bigcup_{P \in PRED(B)} OUT(P)$ ;
```

```

for each block  $B$  {
     $OUT(B) = \emptyset$ ;
}
 $OUT(Entry) = \emptyset$ ; // note this for later discussion
change = true;
while (change) {
    change = false;
    for each block  $B$  other than  $Entry$  {
         $IN(B) = \bigcup_{P \in PRED(B)} OUT(P)$ ;
        oldOut =  $OUT(B)$ ;
         $OUT(B) = IN(B) - KILL(B) \cup GEN(B)$ ;
    }
}

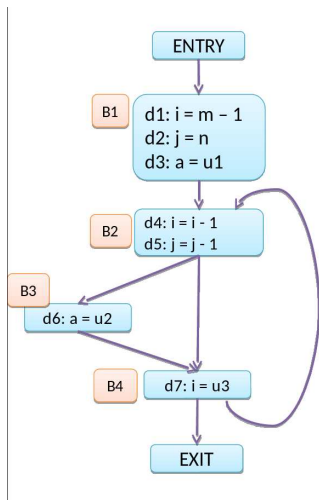
```

```

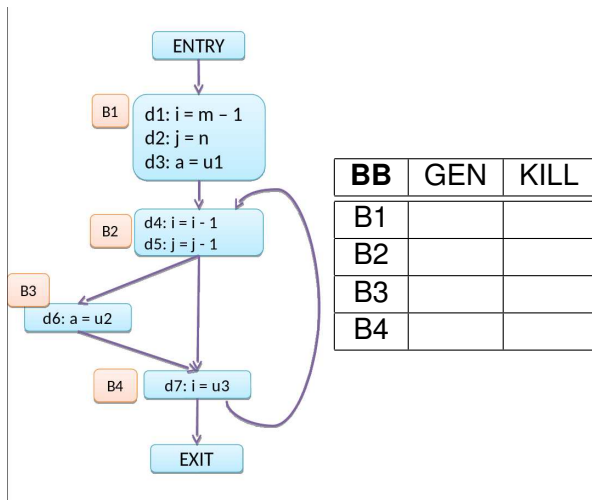
for each block  $B$  {
     $OUT(B) = \emptyset$ ;
}
 $OUT(Entry) = \emptyset$ ; // note this for later discussion
change = true;
while (change) {
    change = false;
    for each block  $B$  other than  $Entry$  {
         $IN(B) = \bigcup_{P \in \text{PRED}(B)} OUT(P)$ ;
        oldOut =  $OUT(B)$ ;
         $OUT(B) = IN(B) - KILL(B) \cup GEN(B)$ ;
        if ( $OUT(B) \neq \text{oldOut}$ ) then {
            change = true;
        }
    }
}
}

```

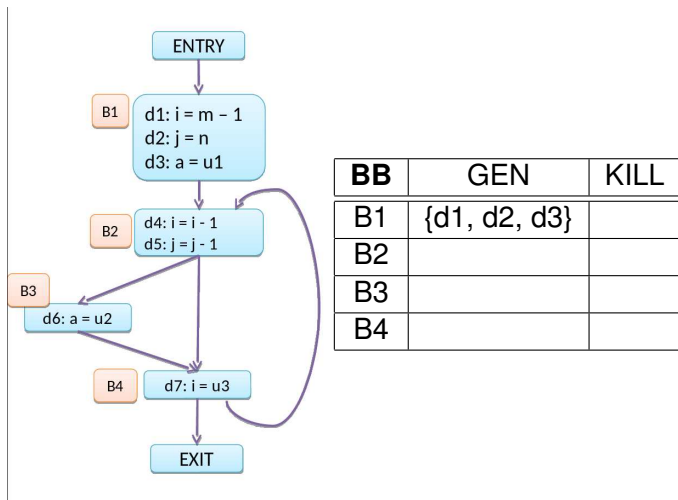
Reaching Definitions: Example



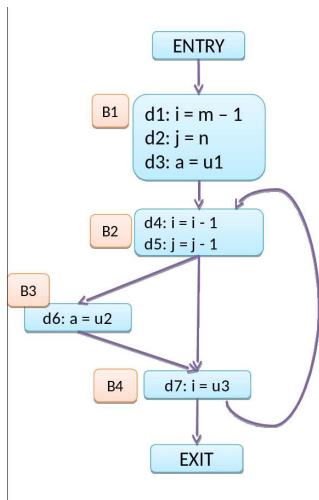
Reaching Definitions: Example



Reaching Definitions: Example

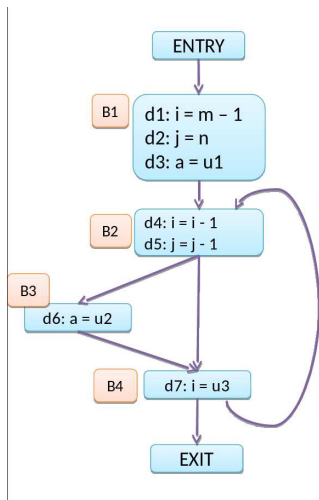


Reaching Definitions: Example



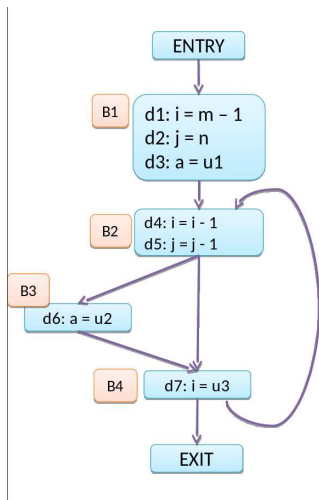
BB	GEN	KILL
B1	{d1, d2, d3}	{d4, d5, d6, d7}
B2		
B3		
B4		

Reaching Definitions: Example



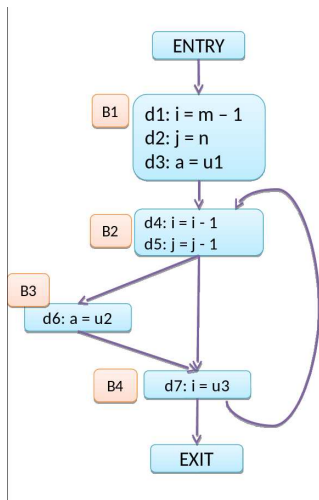
BB	GEN	KILL
B1	{d1, d2, d3}	{d4, d5, d6, d7}
B2	{d4, d5}	
B3		
B4		

Reaching Definitions: Example



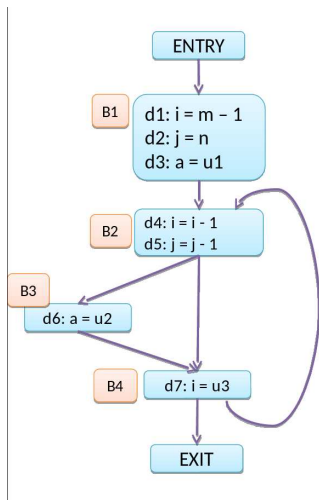
BB	GEN	KILL
B1	{d1, d2, d3}	{d4, d5, d6, d7}
B2	{d4, d5}	{d1, d2, d7}
B3		
B4		

Reaching Definitions: Example



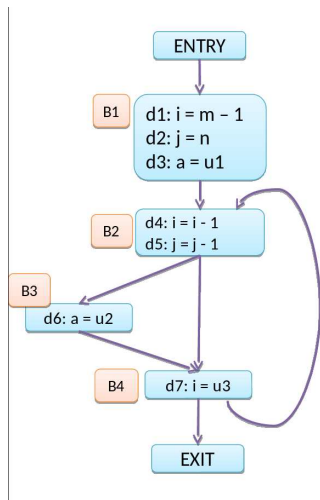
BB	GEN	KILL
B1	{d1, d2, d3}	{d4, d5, d6, d7}
B2	{d4, d5}	{d1, d2, d7}
B3	{d6}	
B4		

Reaching Definitions: Example



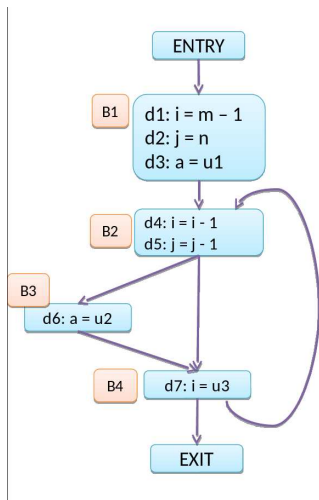
BB	GEN	KILL
B1	{d1, d2, d3}	{d4, d5, d6, d7}
B2	{d4, d5}	{d1, d2, d7}
B3	{d6}	{d3}
B4		

Reaching Definitions: Example



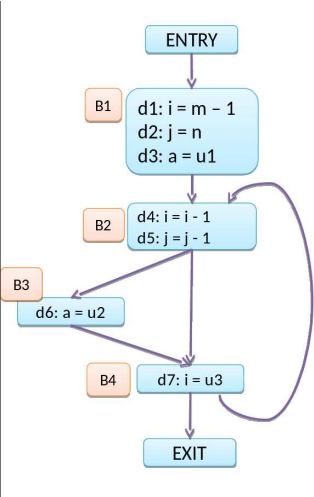
BB	GEN	KILL
B1	{d1, d2, d3}	{d4, d5, d6, d7}
B2	{d4, d5}	{d1, d2, d7}
B3	{d6}	{d3}
B4	{d7}	

Reaching Definitions: Example



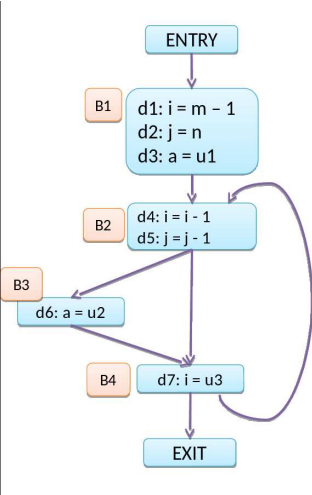
BB	GEN	KILL
B1	{d1, d2, d3}	{d4, d5, d6, d7}
B2	{d4, d5}	{d1, d2, d7}
B3	{d6}	{d3}
B4	{d7}	{d1, d4}

Reaching Definitions: Example



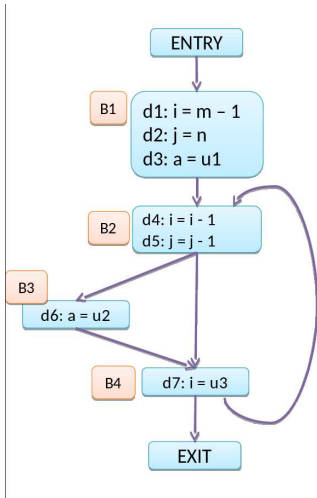
Pass#	Pt	B1	B2	B3	B4
Init	IN	-	-	-	-
	OUT	\emptyset	\emptyset	\emptyset	\emptyset

Reaching Definitions: Example



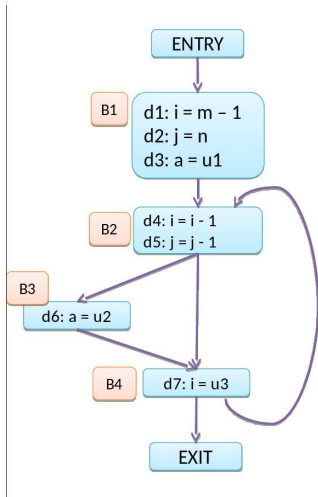
Pass#	Pt	B1	B2	B3	B4
Init	IN	-	-	-	-
	OUT	\emptyset	\emptyset	\emptyset	\emptyset
1	IN	\emptyset	d1, d2, d3	d3, d4, d5	d3, d4, d5, d6
	OUT	d1, d2, d3	d3, d4, d5	d4, d5, d6	d3, d5, d6, d7

Reaching Definitions: Example



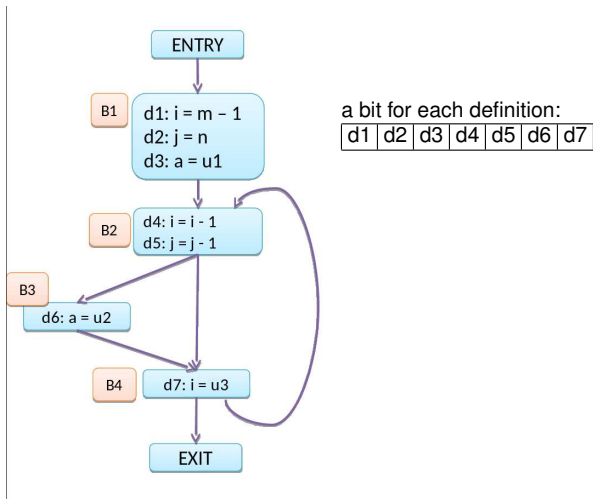
Pass#	Pt	B1	B2	B3	B4
Init	IN	-	-	-	-
	OUT	\emptyset	\emptyset	\emptyset	\emptyset
1	IN	\emptyset	d1, d2, d3	d3, d4, d5	d3, d4, d5, d6
	OUT	d1, d2, d3	d3, d4, d5	d4, d5, d6	d3, d5, d6, d7
2	IN	\emptyset	d1, d2, d3, d5, d6, d7	d3, d4, d5, d6	d3, d4, d5, d6
	OUT	d1, d2, d3	d3, d4, d5, d6	d4, d5, d6	d3, d5, d6, d7

Reaching Definitions: Example

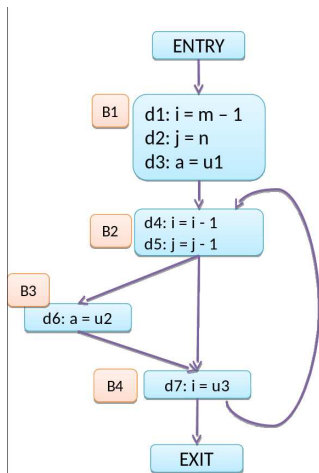


Pass#	Pt	B1	B2	B3	B4
Init	IN	-	-	-	-
	OUT	\emptyset	\emptyset	\emptyset	\emptyset
1	IN	\emptyset	d1, d2, d3	d3, d4, d5	d3, d4, d5, d6
	OUT	d1, d2, d3	d3, d4, d5	d4, d5, d6	d3, d5, d6, d7
2	IN	\emptyset	d1, d2, d3, d5, d6, d7	d3, d4, d5, d6	d3, d4, d5, d6
	OUT	d1, d2, d3	d3, d4, d5, d6	d4, d5, d6	d3, d5, d6, d7
3	IN	\emptyset	d1, d2, d3, d5, d6, d7	d3, d4, d5, d6	d3, d4, d5, d6
	OUT	d1, d2, d3	d3, d4, d5, d6	d4, d5, d6	d3, d5, d6, d7

Reaching Definitions: Bitvectors



Reaching Definitions: Bitvectors



a bit for each definition:

d1	d2	d3	d4	d5	d6	d7
----	----	----	----	----	----	----

Pass#	Pt	B1	B2	B3	B4
Init	IN	-	-	-	-
	OUT	0000000	0000000	0000000	0000000
1	IN	0000000	1110000	0011100	0011110
	OUT	1110000	0011100	0001110	0010111
2	IN	0000000	1110111	0011110	0011110
	OUT	1110000	0011110	0001110	0010111
3	IN	0000000	1110111	0011110	0011110
	OUT	1110000	0011110	0001110	0010111

Reaching Definitions: Bitvectors

- ▶ Set-theoretic definitions:

$$\text{IN}(B) = \bigcup_{P \in \text{PRED}(B)} \text{OUT}(P)$$

$$\text{OUT}(B) = \text{IN}(B) - \text{KILL}(B) \cup \text{GEN}(B)$$

Reaching Definitions: Bitvectors

- ▶ Set-theoretic definitions:

$$\text{IN}(B) = \bigcup_{P \in \text{PRED}(B)} \text{OUT}(P)$$

$$\text{OUT}(B) = \text{IN}(B) - \text{KILL}(B) \cup \text{GEN}(B)$$

- ▶ Bitvector definitions:

$$\text{IN}(B) = \bigvee_{P \in \text{PRED}(B)} \text{OUT}(P)$$

$$\text{OUT}(B) = \text{IN}(B) \wedge \neg \text{KILL}(B) \vee \text{GEN}(B)$$

Reaching Definitions: Bitvectors

- ▶ Set-theoretic definitions:

$$\text{IN}(B) = \bigcup_{P \in \text{PRED}(B)} \text{OUT}(P)$$

$$\text{OUT}(B) = \text{IN}(B) - \text{KILL}(B) \cup \text{GEN}(B)$$

- ▶ Bitvector definitions:

$$\text{IN}(B) = \bigvee_{P \in \text{PRED}(B)} \text{OUT}(P)$$

$$\text{OUT}(B) = \text{IN}(B) \wedge \neg \text{KILL}(B) \vee \text{GEN}(B)$$

- ▶ Bitwise \vee, \wedge, \neg operators

Reaching Definitions: Application

Constant Folding

```
while changes occur {
```

Reaching Definitions: Application

Constant Folding

```
while changes occur {  
    forall the stmts S of the program {
```

Reaching Definitions: Application

Constant Folding

```
while changes occur {  
  forall the stmts S of the program {  
    foreach operand B of S {
```

Reaching Definitions: Application

Constant Folding

```
while changes occur {  
  forall the stmts S of the program {  
    foreach operand B of S {  
      if there is a unique definition of B  
      that reaches S and is a constant C {
```

Reaching Definitions: Application

Constant Folding

```
while changes occur {  
  forall the stmts S of the program {  
    foreach operand B of S {  
      if there is a unique definition of B  
      that reaches S and is a constant C {  
        replace B by C in S;  
      }  
    }  
  }  
}
```

Reaching Definitions: Application

Constant Folding

```
while changes occur {
  forall the stmts S of the program {
    foreach operand B of S {
      if there is a unique definition of B
      that reaches S and is a constant C {
        replace B by C in S;
      }
    }
  }
}
```


Reaching Definitions: Application

Constant Folding

```
while changes occur {
  forall the stmts S of the program {
    foreach operand B of S {
      if there is a unique definition of B
      that reaches S and is a constant C {
        replace B by C in S;
      if all operands of S are constant {
        replace rhs by eval(rhs);
      }
    }
  }
}
```

Reaching Definitions: Application

Constant Folding

```
while changes occur {
  forall the stmts S of the program {
    foreach operand B of S {
      if there is a unique definition of B
      that reaches S and is a constant C {
        replace B by C in S;
      if all operands of S are constant {
        replace rhs by eval(rhs);
        mark definition as constant;
      }
    }
  }
}
```

Reaching Definitions: Application

- ▶ Recall the approximation in reaching definition analysis

Reaching Definitions: Application

- ▶ Recall the approximation in reaching definition analysis
 $\text{true GEN}(S) \subseteq \text{analysis GEN}(S)$

Reaching Definitions: Application

- ▶ Recall the approximation in reaching definition analysis
true $\text{GEN}(S) \subseteq \text{analysis GEN}(S)$
true $\text{KILL}(S) \supseteq \text{analysis KILL}(S)$

Reaching Definitions: Application

- ▶ Recall the approximation in reaching definition analysis
true $\text{GEN}(S) \subseteq \text{analysis GEN}(S)$
true $\text{KILL}(S) \supseteq \text{analysis KILL}(S)$
- ▶ Can it cause the application to infer

Reaching Definitions: Application

- ▶ Recall the approximation in reaching definition analysis
 - true $\text{GEN}(S) \subseteq \text{analysis GEN}(S)$
 - true $\text{KILL}(S) \supseteq \text{analysis KILL}(S)$
- ▶ Can it cause the application to infer
 - ▶ an expression as a constant when it has different values for different executions?

Reaching Definitions: Application

- ▶ Recall the approximation in reaching definition analysis
 - true $\text{GEN}(S) \subseteq \text{analysis GEN}(S)$
 - true $\text{KILL}(S) \supseteq \text{analysis KILL}(S)$
- ▶ Can it cause the application to infer
 - ▶ an expression as a constant when it has different values for different executions?
 - ▶ an expression as not a constant when it is a constant for all executions?

Reaching Definitions: Application

- ▶ Recall the approximation in reaching definition analysis
 - true $\text{GEN}(S) \subseteq \text{analysis GEN}(S)$
 - true $\text{KILL}(S) \supseteq \text{analysis KILL}(S)$
- ▶ Can it cause the application to infer
 - ▶ an expression as a constant when it has different values for different executions?
 - ▶ an expression as not a constant when it is a constant for all executions?
- ▶ Safety? Profitability?

Reaching Definitions: Summary

$$\blacktriangleright \text{GEN}(B) = \left\{ d_x \mid \begin{array}{l} d_x \text{ in } B \text{ defines variable } x \text{ and is not} \\ \text{followed by another definition of } x \text{ in } B \end{array} \right\}$$

Reaching Definitions: Summary

- ▶ $\text{GEN}(B) = \left\{ d_x \mid \begin{array}{l} d_x \text{ in } B \text{ defines variable } x \text{ and is not} \\ \text{followed by another definition of } x \text{ in } B \end{array} \right\}$
- ▶ $\text{KILL}(B) = \{ d_x \mid B \text{ contains some definition of } x \}$

Reaching Definitions: Summary

- ▶ $\text{GEN}(B) = \left\{ d_x \mid \begin{array}{l} d_x \text{ in } B \text{ defines variable } x \text{ and is not} \\ \text{followed by another definition of } x \text{ in } B \end{array} \right\}$
- ▶ $\text{KILL}(B) = \{ d_x \mid B \text{ contains some definition of } x \}$
- ▶ $\text{IN}(B) = \bigcup_{P \in \text{PRED}(B)} \text{OUT}(P)$

Reaching Definitions: Summary

- ▶ $\text{GEN}(B) = \left\{ d_x \mid \begin{array}{l} d_x \text{ in } B \text{ defines variable } x \text{ and is not} \\ \text{followed by another definition of } x \text{ in } B \end{array} \right\}$
- ▶ $\text{KILL}(B) = \{ d_x \mid B \text{ contains some definition of } x \}$
- ▶ $\text{IN}(B) = \bigcup_{P \in \text{PRED}(B)} \text{OUT}(P)$
- ▶ $\text{OUT}(B) = \text{IN}(B) - \text{KILL}(B) \cup \text{GEN}(B)$

Reaching Definitions: Summary

- ▶ $\text{GEN}(B) = \left\{ d_x \mid \begin{array}{l} d_x \text{ in } B \text{ defines variable } x \text{ and is not} \\ \text{followed by another definition of } x \text{ in } B \end{array} \right\}$
- ▶ $\text{KILL}(B) = \{ d_x \mid B \text{ contains some definition of } x \}$
- ▶ $\text{IN}(B) = \bigcup_{P \in \text{PRED}(B)} \text{OUT}(P)$
- ▶ $\text{OUT}(B) = \text{IN}(B) - \text{KILL}(B) \cup \text{GEN}(B)$
- ▶ meet (\wedge) operator: The operator to combine information coming along different predecessors is \cup

Reaching Definitions: Summary

- ▶ $\text{GEN}(B) = \left\{ d_x \mid \begin{array}{l} d_x \text{ in } B \text{ defines variable } x \text{ and is not} \\ \text{followed by another definition of } x \text{ in } B \end{array} \right\}$
- ▶ $\text{KILL}(B) = \{ d_x \mid B \text{ contains some definition of } x \}$
- ▶ $\text{IN}(B) = \bigcup_{P \in \text{PRED}(B)} \text{OUT}(P)$
- ▶ $\text{OUT}(B) = \text{IN}(B) - \text{KILL}(B) \cup \text{GEN}(B)$
- ▶ meet (\wedge) operator: The operator to combine information coming along different predecessors is \cup
- ▶ **What about the *Entry* block?**

Reaching Definitions: Summary

- ▶ Entry block has to be initialized specially:

$$\begin{aligned}\text{OUT}(\textit{Entry}) &= \text{EntryInfo} \\ \text{EntryInfo} &= \emptyset\end{aligned}$$

Reaching Definitions: Summary

- ▶ Entry block has to be initialized specially:

$$\begin{aligned}\text{OUT}(\textit{Entry}) &= \text{EntryInfo} \\ \text{EntryInfo} &= \emptyset\end{aligned}$$

- ▶ A better entry info could be:

$$\text{EntryInfo} = \{x = \textit{undefined} \mid x \textit{ is a variable}\}$$

Reaching Definitions: Summary

- ▶ Entry block has to be initialized specially:

$$\begin{aligned}\text{OUT}(\textit{Entry}) &= \text{EntryInfo} \\ \text{EntryInfo} &= \emptyset\end{aligned}$$

- ▶ A better entry info could be:

$$\text{EntryInfo} = \{x = \textit{undefined} \mid x \textit{ is a variable}\}$$

- ▶ Why?