



* DATES TO REMEMBER *

Governing Council Meeting:
1:30-3:00pm

New Date: Wednesday 28th November

Magic Mike Performance:

Thursday 29th November (Blue Group)

Please check your child's pigeon hole for the consent/payment forms

**Pupil Free Day: NO PRESCHOOL
(Staff Training Day)
Friday 30th November (Blue Group)**

Graduation Celebrations:

Graduation Celebrations will be held in smaller groups on different days during week 7 & 8.

Please check your child's note for their allocated celebration date.

Last Day of Term 4:

Tuesday 11th December (Red Group)

Friday 14th December (Blue Group)

PLEASE NOTE:

**EARLY CLOSURE TIME ON LAST
DAY OF TERM FOR
BLUE GROUP - 2:10pm**

**Preschool Fees
were due in Week 1**

Prompt Payment is appreciated.

Please see Christine to discuss any issues or to arrange a payment plan

**Thankyou to those who
have already paid!**



'Say cheese.'

Visualising helps us to be able to problem solve or to predict what will happen next.

Visualising

Visualising is like having a picture or video in your brain and being able to use it to plan or make decisions.

When a baby is playing peek-a-boo with you she is learning to visualise your face even when she can't see it. A toddler who wants a cheese sandwich, and nothing else will do, is able to visualise the sandwich. A child pretending to be a dog or a garbage truck driver is visualising how it feels and what they need to do.

Activities that support visualising:

- Drawing a treasure map or floorplan of a child's home.
- Sensory experiences such as ice, sand, water, mud, shaving foam, gloop or playdough, allow children many opportunities to play and form mental images of what things feel, or look like.
- Try making a mud kitchen with old baking tins, saucepans, muffin trays and some wooden spoons for mixing. Allow children to collect natural items such as flowers, seed pods, leaves and pebbles, mix them with mud and water and cook them in the mud kitchen.

Encourage visualising by:

- Playing games, like peek-a-boo or hide and seek.
 - Ask children what they think will happen next while you are reading a story or watching a movie.
 - Encouraging children to build their imagination through pretend play.
 - Wondering with children what it would feel like, look like, sound like if they were under the sea, or flying in the sky, or a giant or an ant.
 - Use language, such as: *Imagine if... What next? How can we do this? Tell me your plans. What ideas do you have? How can we solve this problem? Remember when...* Use descriptive words, like: rough, smooth, bumpy, prickly, satiny, heavy or light.
- Make a feely bag and ask children to try and guess what item they are feeling.
 - Outdoor experiences such as climbing a tree, rolling down a hill, splashing in puddles, playing on a playground or completing an obstacle course help children to become spatially aware and visualise concepts such as over, under and through.
 - Drama, music and movement games, such as asking children to pretend to be a fire engine on its way to a fire, dance like a ballerina, float like a butterfly, hop like a kangaroo, waddle like a duck or slither like a snake, allows children the opportunity to visualise what it would feel or look like and what actions they need to take to imitate it.
 - Play peek-a-boo or hide small objects under a scarf or tea towel. Ask children to remember and visualise what was under the material. Take an item away, can they visualise what is missing?
 - Build with blocks and other construction toys. As children plan and represent their world and ideas they are visualising, for example: *'This triangle shaped block looks like a roof.'*





A note from the Director.....

Celebrating your child's year at preschool

Term 4 is going very quickly and educators and children have been very busy. Recently you would have received a note about a "Celebration of your child's year at preschool" event. To help staff with organisation, please fill in and return this by the due date on the note! Please check your child's pigeon hole each morning and afternoon over the next few weeks for important information about up-coming end of year events!

Summative Statement of Learning

The Preschool teachers are in the process of writing Summative Statement of Learning for each child and completing the end of year documentation. We will give you a copy of your child's report at the "Celebration of your child's preschool year" event, however soon we will ask you to have a quick read and sign it. Once you have signed it, we will then make two copies of the Summative Statement of Learning - one will be sent to your child's school and the other will be kept in our files. If your choice of school has changed, please advise myself or Tina as soon as possible.

Visits to Schools

Many of the children have started their transition visits to the school they will be attending next year. We do not organise these visits. Please contact your chosen school directly if you have any questions regarding transition visits for your child.

Children's Centre Car Park

Car parking is an ongoing issue at educational sites. The Department for Education (D.E.) do not provide parking for parents at any preschool or school site in the state. The Children's Centre Carpark is for Children's Centre Staff and clients attending CAFHS appointments or accessing programs on the Community side of the Centre.

We understand that dropping off and picking up your children in the mornings and afternoons can be a stressful time. If you choose to park in the Children's Centre Carpark, please be respectful of others using the carpark and be careful of any cars parked nearby, especially when you or your children are getting in or out of your car. Although the car parks are the recommended, standard size, they are still quite close together.

If your child will be attending the G&DC B-12 School next year, please do not park in the Children's Centre Carpark. Parking space is limited and will be needed by staff, families attending the Children's Centre next year. Parking is available opposite the school, behind the Aldi building.

Remember to drive carefully and take note of the 25km/h zones around the Children's Centre and Schools!

Christine Townsend

(Director)




Preschool Learning Program

Some of the activities that have been happening recently in **Red group** are:

- **Year 11 High school Psychology students visit** - as part of their Psychology studies, the high school students came to assess the preschool children's skills and abilities in certain areas. They then assessed the Year 5 school students skills and abilities in the same areas and will be comparing the results to see the developmental differences of the two age groups.



- **Discussing the life cycle of chickens** - noticing how quickly the chickens have grown, comparing different types of eggs and thinking about what could be inside them.



- **Water play and loose parts** - problem solving, directing the flow of the water, finding ways to transfer water from one trough to the other.
- **Discovering how to make volcanos** - Using Bi-Carb Soda and Vinegar to make our own volcanos.
- **Learning about the Life cycle of silk worms** - Watching our silk worms eat, grow, noticing how they have changed and discussing what will happen next, reading "The Hungry Caterpillar"
- **Child protection curriculum** - talking about our bodies and learning about privacy, discussing who is in our family, who is a friend, who is a stranger?
- **Using natural resources in play** - "Cooking" in the home corner with herbs, seeds, leaves, flower petals, stimulating our senses (smell, sight, touch), developing fine motor skills, noticing, creating, sorting and mixing items.


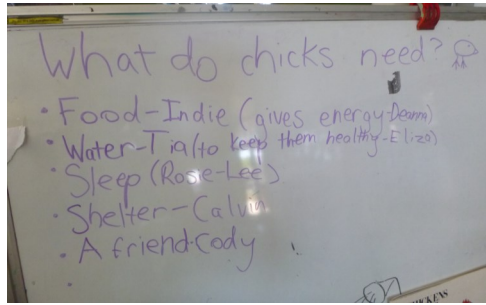



- **School transition visits** - Some children have already begun their School Transition visits so there have been discussions about which school they are going to, teacher's names along with what they did at their school visit and who else is going to be in their class.
- **Welcoming next year's Preschool Children** - children who will be attending preschool here next year have begun their Preschool Transition Visits on Wednesday mornings to prepare for their year ahead.

Preschool Learning Program

Some of the activities that have been happening recently in **Blue group** are:

- **Observing and caring for our chicks and chickens** - the children and educators have been sharing questions as well as observations about the chickens with each other. Group times have been focusing around what chicks/chickens need to stay safe: the children offered lots of suggestions such as food, water, shelter, warmth and company too.



- **School transition visits** - it has been great to hear so much excitement from many of the children's successful school visits. As the weeks go on, it will be fantastic to see the children's confidence grow even more at school.
- **Going to the College Farm** - small groups of children and educators have been able to go to the farm and ask Bec (Senior School Teacher) questions about the animals and what they need. The children have been gentle and caring when approaching animals such as goats, cows and alpacas.
- **Experimenting with chemical reactions** - the children have been investigating what happens when Bi-Carb Soda and Vinegar are added together with pipettes. They have enjoyed seeing the fizzing reaction and have commented on the fact that it looked like an explosion! The children's predictive skills have come into play when they talk about what they think will happen next.
- **Learning about prepositional language** - children and educators have been discussing terms such as 'over', 'under', 'around', 'through' and 'past', when reading books such as 'Rosie's Walk'. This book provided lots of laughter when Rosie the chicken continued to escape from a fox by going over, under, around and through different obstacles.
- **Roleplaying in our food shopping area** - the children have been excited to use the play fruit/veg, baskets, cash registers, paper and textas to create their own money and shop signs. There has been a lot of communication involved as children have played the shopkeeper and customer.



😊 **Thankyou...**

Thank you to the families of **Jordan C** for donating some dress-up items, **Sophia-Lee P** for the recyclable containers, **Kobe R** for the big container of Sunscreen and **Gypsy O** for donating some boxes for the making area and lots more dress-up items.

Thank you also to the families of **Harrison D**, **Jordan C** and **Alyssa T** for doing quite a few loads of preschool washing for us!

We would also like to say thank you to **Yushi's** mum (Blue Group) for spending some time in the preschool to share her cultural knowledge and cooking skills while helping the children to prepare a delicious Japanese Curry!



Your donations of goods and items to use at the Children's Centre and help with odd jobs are always very much appreciated!



HAVE YOU CHANGED YOUR CONTACT DETAILS RECENTLY?



Please advise Tina at the Reception desk as soon as ANY of your own contact details change **OR** ANY of your emergency contact's phone numbers change or if you wish to add or remove an emergency contact.

IT IS VERY IMPORTANT THAT WE ARE ABLE TO CONTACT YOU AT ANY TIME SHOULD THE NEED ARISE.

★ Let the children PLAY
stomp in PUDDLES climb trees
Dig in the Dirt go on a
bug hunt make mud pies
ROLL DOWN a hill build
a cubby make a Daisy chain
create a garden for fairies
Playing outside
makes children
★ smarter
healthier
happier

★ Let the children PLAY

<http://progressiveearlychildhoodeducation.blogspot.com>

PINK RIBBON BRUNCH!

It's simple, it's social, it saves lives.

YOU'RE INVITED TO OUR

"PRETTY IN PINK P.E.G. GIRLS"

PINK RIBBON BRUNCH

**** NOW ON SATURDAY 17TH NOVEMBER 2018**



We Love Our Dads!

WE'RE FOCUSING ON OUR DADS AND WE ARE REALLY LOOKING FORWARD TO SHARING WITH THEM AND THEIR CHILDREN!

Look What's On For Dads!

WE LIKE TO LET YOU KNOW WHAT'S HAPPENING FOR YOU AND YOUR FAMILIES IN THE CHILDREN'S CENTRE AND IN THE COMMUNITY!

THE "R.A.D." DAD ZONE

THE "REALLY - AWESOME - DADS" ZONE

IS

A NEW FRIENDLY, RELAXED BLOKES GROUP
RUN BY "R.A.D." DADS FOR "R.A.D." DADS.

It's a group for Really Awesome Dads, Stepdads, Grandfathers,
Foster Dads, Uncles, or any Male Carer in a Father role.

WHEN?

MONTHLY ON THE 3RD SUNDAY
OF EACH MONTH

STARTING ON 18/11/2018

WHAT TIME?

10.00AM TO 11.30AM



WHERE?

GAWLER & DISTRICT COLLEGE B-12
CHILDREN'S CENTRE

Gate 6 - 69 Barnet Road, Evanston

** COFFEE, TEA AND DONUTS PROVIDED **

FOR MORE INFO PLEASE CALL KIM

0408 192 143 or email: kim.wright2@sa.gov.au

* Sorry guys no childcare available



FREE



Gawler and District College B-12
Children's Centre
for Early Childhood
Development and Parenting



SATURDAY DADS & KIDS MAKE & FLY A KITE DAY!

INCLUDES A FREE KITE KIT
AND B-B-Q LUNCH!



WHEN?

SATURDAY 1ST OF DECEMBER, 2018

WHERE?

GAWLER & DISTRICT COLLEGE B-12
CHILDREN'S CENTRE

GATE 6 - 60 BARNET ROAD, EVANSTON

BOOKINGS ESSENTIAL - CALL KIM WRIGHT ON

0409 192 143



Gawler and District College B-12
Children's Centre
for Early Childhood
Development and Parenting

BREAKFAST WITH SANTA!



SATURDAY DADS & KIDS

Saturday

22nd of December

9.00am - 11.00am

YUMMY PANCAKE BREAKFAST

A VISIT BY SANTA

WITH PRESENTS FOR EVERYONE!

Bookings Essential - Call Kim

85 232 575 or 0408 192 143

Enter via Gate 6 - 69 Barnet Road Evanston



Gawler and District College B-12
Children's Centre
for Early Childhood
Development and Parenting