

Name _____

Day 19

Kindergarten

Teachers may be reached from
9-11am and 1-2pm

Daily Reading Response

1. Each day your child should read for at least 20-30 minutes. This may include:

- Reading to self
- Reading to someone else
- Reading with someone else
- Listening to a reading

2. After reading for 20 minutes, your child will complete the daily reading response page included in this packet.

Check out these free online resources/libraries to use during your child's daily reading time.

- **UES Library** Visit Bookflix and TumbleBooks by linking from the UES library page.
<https://sites.google.com/site/ueslibrary/>
- **Storyline Online** <https://www.storylineonline.net>
- **Open Library** <https://openlibrary.org>
- <https://www.raz-kids.com>

Reading Response

Title: _____

Author: _____

Did you like this book? Color one:



My favorite part was...

Name: _____

Name: _____

Date: _____

spl

Splish, Splash

Splish, Splash, I was



taking a bath. Splish,



Splash, I got out of the

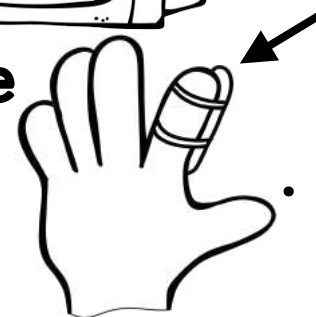


bath. Splat, Splat.

Read the passage three times.



Color the words that begin with the same letters as



1. Splish, _____, I was taking a bath.



splash



splat

2. What is the title of this story?


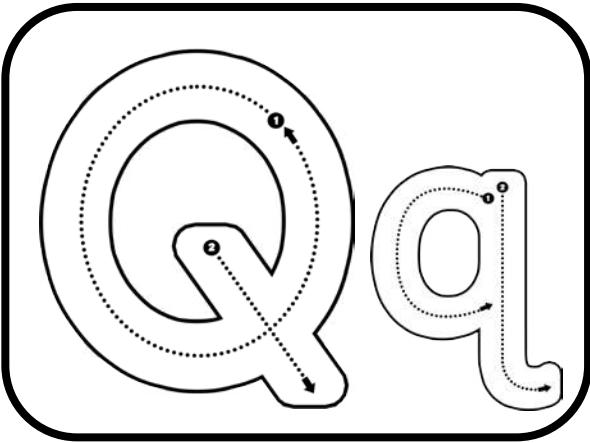
Splish, Splash


The Bath

Splat, Splat

Name _____

S T A R T your letters at the star!




quack

I can read and write.

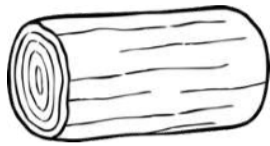
Q is for quack.

Q is for _____

Name: _____

Circle the Correct Word

Circle the correct word for the picture.




lot

log




sip

sit



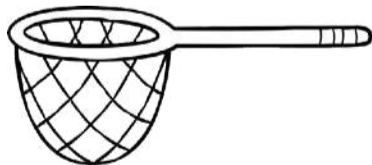
web

wet



lip

lid



nut

net



pan


pin

Name _____

My Lunch 5

How do you pack your lunch?


juice box



banana



sandwich



lunch bag



First,

Next,

Then,

Last,



I can start with a capital letter



I can use spaces between words.

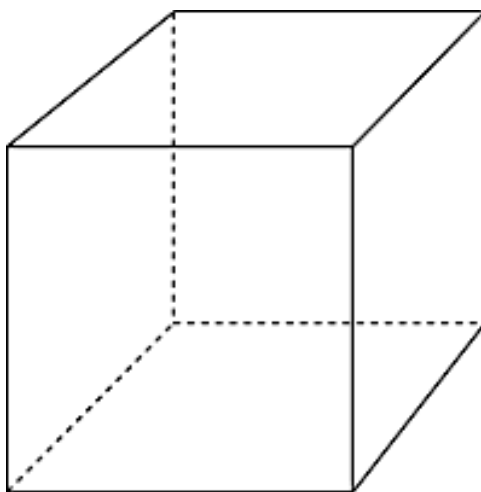


I can use a period to end the sentence.

Name: _____

Positional Words

- Directions:
- 1-Write your first name OVER the cube.
 - 2-Write a capital 'N' BESIDE the cube.
 - 3-Write a lower case 'n' UNDER the cube.
 - 4-Write the sight word 'the' NEXT TO the cube.
 - 5-Write the sight word 'you' INSIDE the cube.

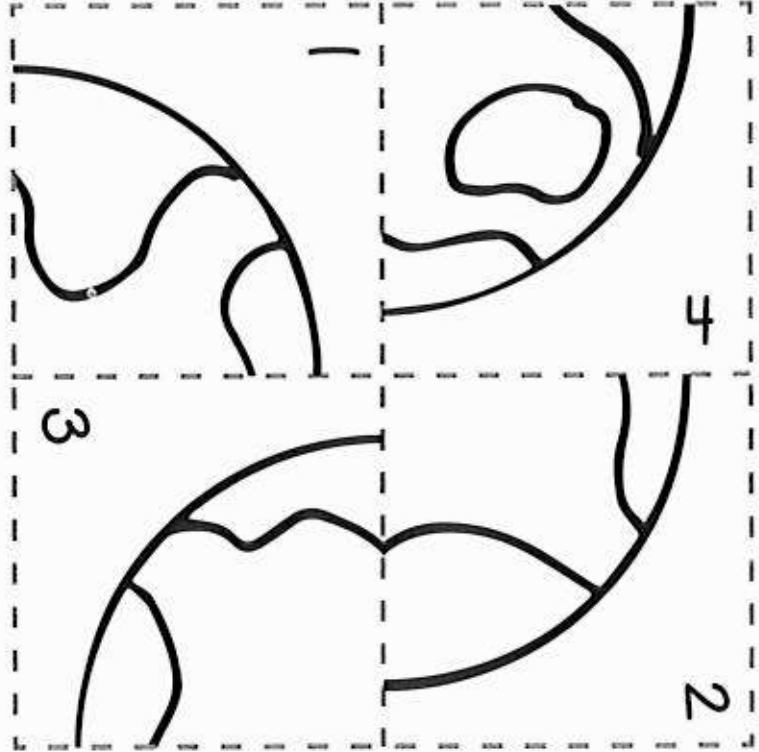


I Can Take Care of the Earth

Directions:

1. Cut the page in two.
2. Cut out the puzzle pieces.
3. Put the puzzle together.
4. Glue.
5. Circle the right word and copy it.
6. Color the picture.

Puzzle Pieces



Name: _____

Science

Doodles

PUZZLE

Circle word:

Earth

Shell

Can



- CUT
- MATCH
- GLUE
- WRITE
- COLOR

- check boxes when finished

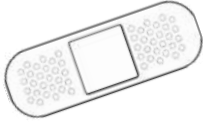
Name _____

Sorting - How I Help?



Directions: Cut out the pictures at the bottom of the page. Sort the pictures by gluing them in the spaces below based on what the community helper does. Count the objects in each category and write the number in the circle.


I help sick people or pets.




I help keep people safe.




I help make or give food.




How many are there?



How many are there?



How many are there?



My Study Buddy

cut



Name _____

Day 20

Kindergarten

Teachers may be reached from
9-11am and 1-2pm

Reading Response

Title: _____

Author: _____

Did you like this book? Color one:



My favorite part was...

Name: _____

Name: _____

Date: _____

o_e

Home

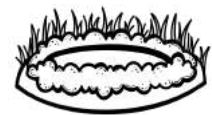
When we are at



home, Rose likes to jump



rope. My dog likes to



put his bone in a hole. I



like to doze under a tree.


Read the passage three times.




Color the words



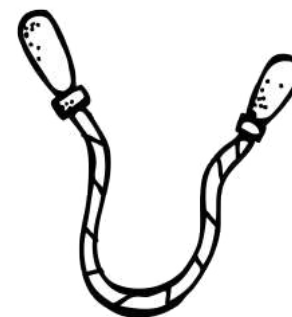
that has the
"o_e" pattern like



1. What does Rose like to do at home?



bike ride



jump rope

2. I like to _____ under a tree.



eat



doze




read

Name _____

Missing Letters


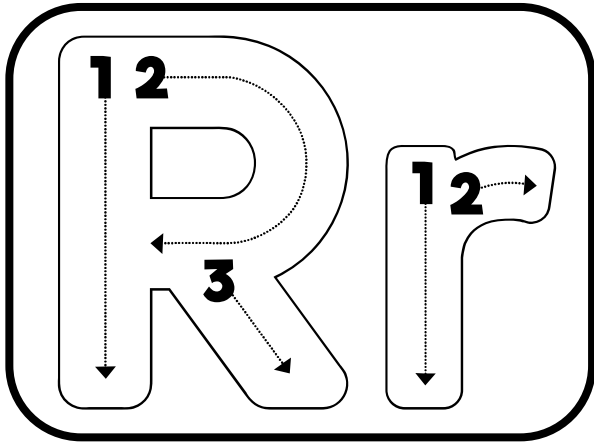
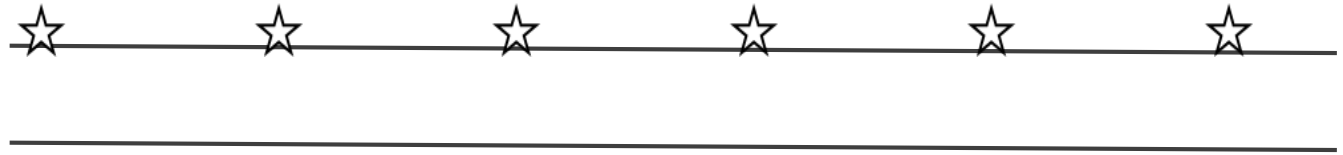
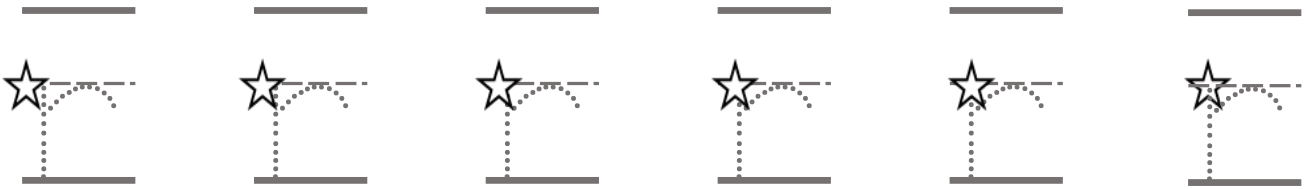
Directions: Fill in the missing lowercase letters from a to z.

		c			f
	h			k	
m			p		
		u			
	x				



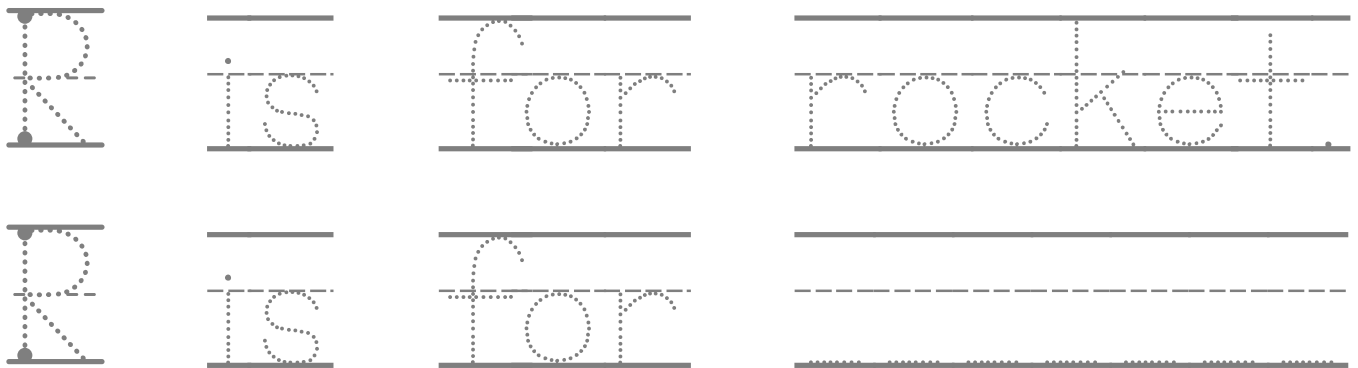
Name

★S★T★A★R★t capital letters at the top!



rocket

I can read and write.

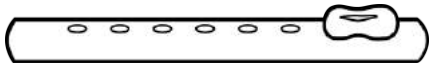


Name _____

Instruments 5

What musical instrument do you want to learn?

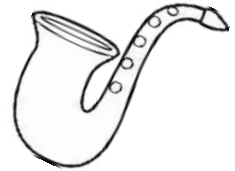
flute



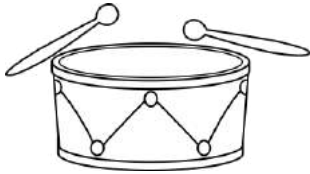
harp



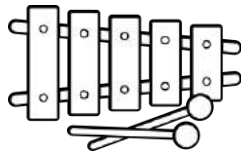
saxophone



drum



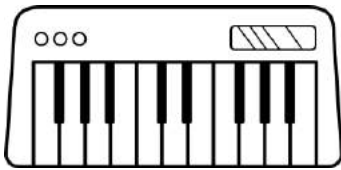
xylophone



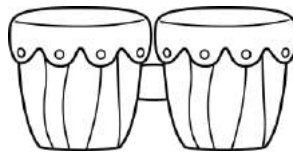
triangle



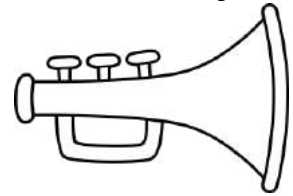
keyboard



bongos



trumpet



I want to learn the

because



I can start with a capital letter



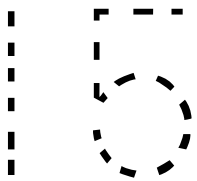
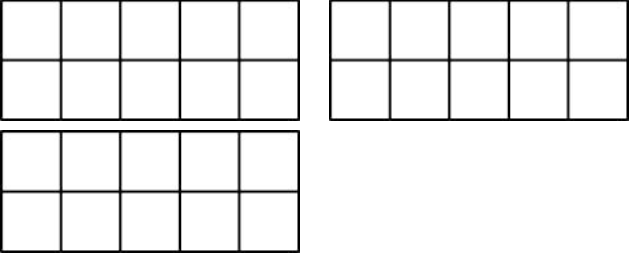
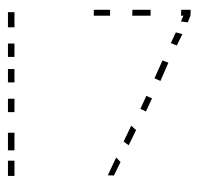
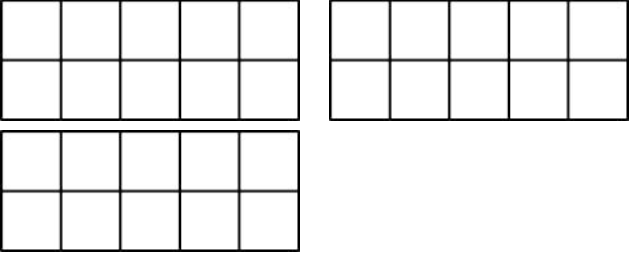
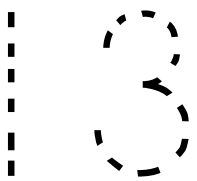

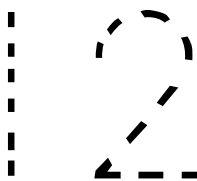

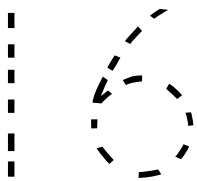
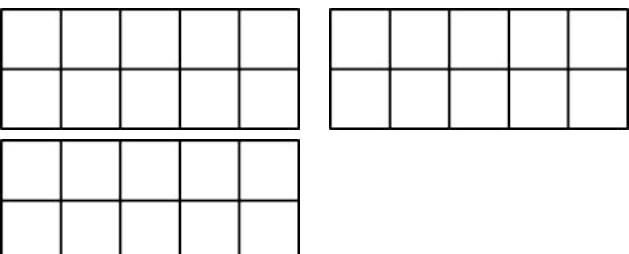
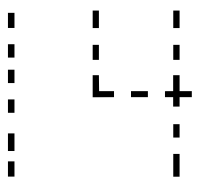
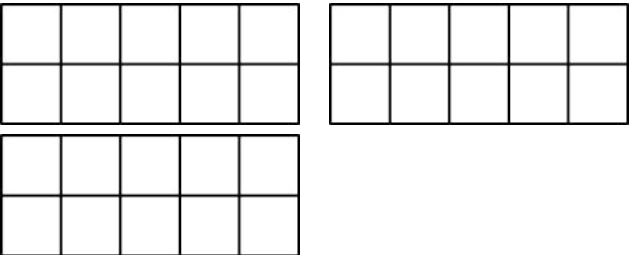
I can use spaces between words.



I can use a period to end the sentence.

Name _____

Use what you know about ten frames to fill out the columns below.

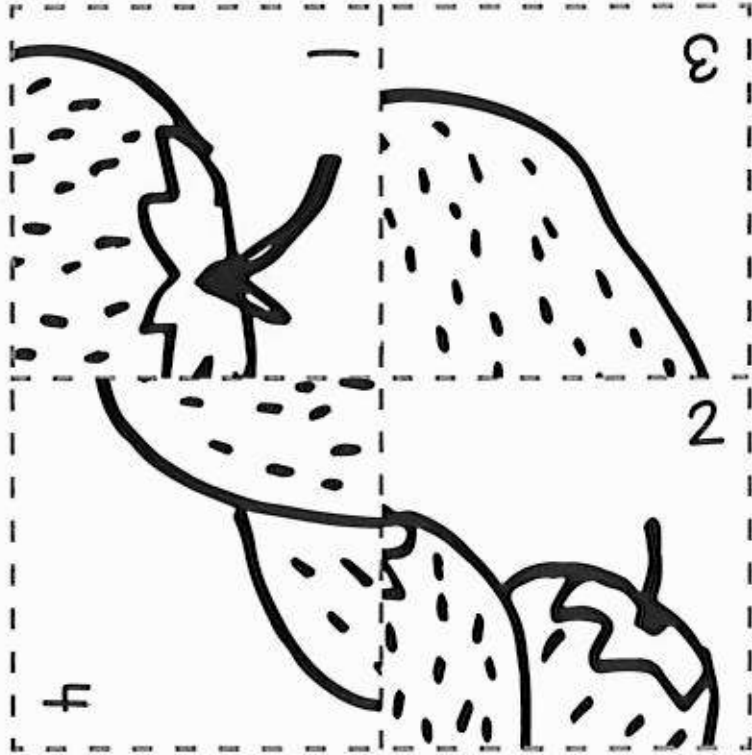
Trace the number	Fill In the Ten Frames to Match	Count the parts
		____ tens ____ ones
		____ tens ____ ones
		____ tens ____ ones
		____ tens ____ ones
		____ tens ____ ones
		____ tens ____ ones

I Can Identify Plant Parts

Directions:

1. Cut the page in two.
2. Cut out the puzzle pieces.
3. Put the puzzle together.
4. Glue.
5. Circle the right word and copy it.
6. Color the picture.

Puzzle Pieces



Name: _____

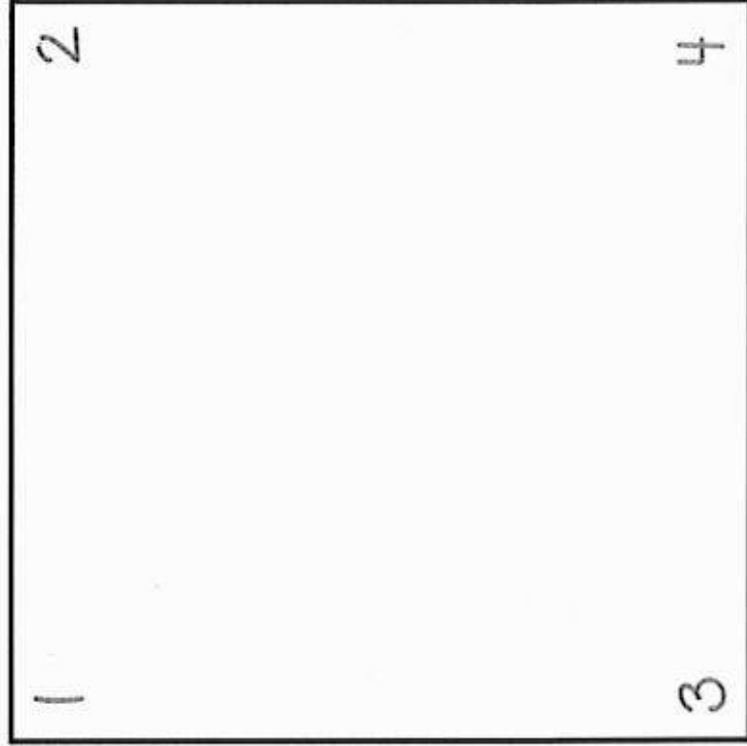
Science

Doodles
PUZZLE



Circle word:

Lemon Strawberry Ball



Name _____

Whole Group Activity - Goods or Services!

Directions: Based on the sentence, color the oval to show whether the helper is providing a good or service.



I put out fires.

good

service



I help kids cross the street.

good

service



I make cupcakes.

good

service



I help sick pets.

good

service



I collect garbage.

good

service



$$2+2=$$

I teach math.

good

service



I give you corn.

good

service



I help sick people.

good

service

Name _____

Day 21

Kindergarten

Teachers may be reached from
9-11am and 1-2pm

Reading Response

Title: _____

Author: _____

Did you like this book? Color one:



My favorite part was...

Name: _____

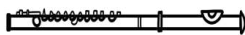
Name: _____

Date: _____

u_e

The Flute


I play the flute.



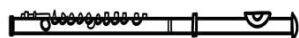
It has a long tube.



My mule says,




“Hee-Haw”, when



I play the flute.

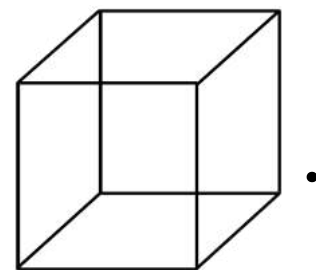
Read the passage three times.



Color the words



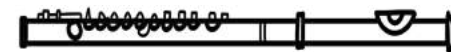
that has the same
“u_e” pattern as



1. I play the _____.



violin



flute

2. What is the title of this story?

The Mule

















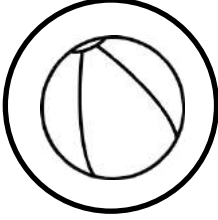





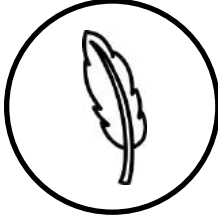

Music

The Flute

Name _____

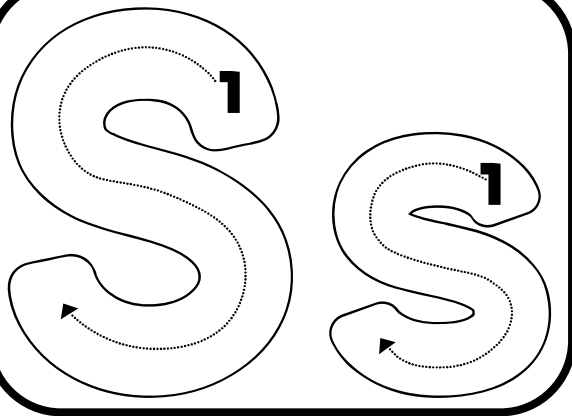
Color It!

Directions: Find and color the beginning sounds.

Pp				
Mm				
Ll				
Ss				
Bb				
Ff				

Name _____

S T A R T your letters at the star!



sailboat

I can read and write.

S is for sailboat.

S is for _____

Name _____

If I Had Wings

4

What would it be like to fly?
Where would you go?
What would you see?



Draw it!

If I had wings



I can start with
a capital letter



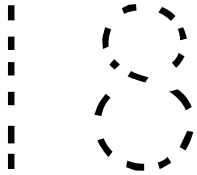
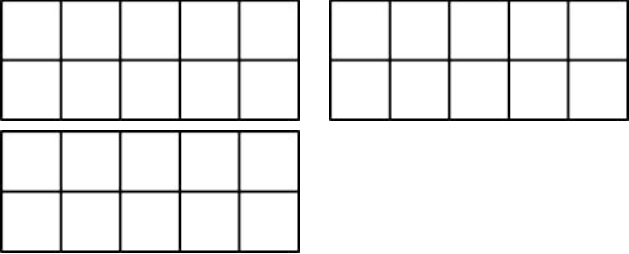
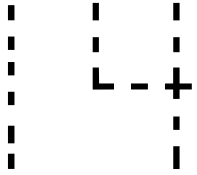
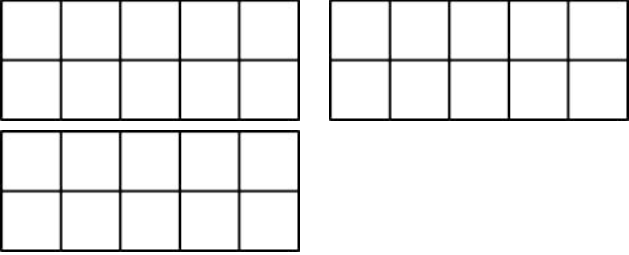
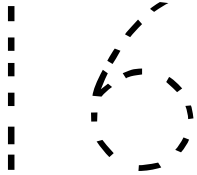



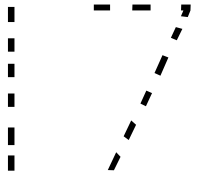
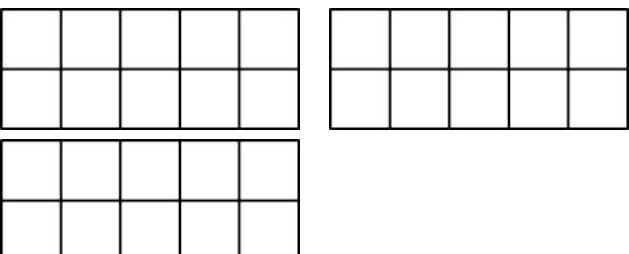
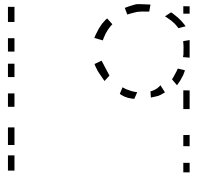
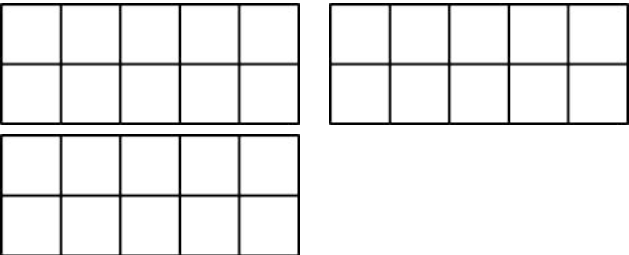
I can use spaces
between words.



I can use a period
to end the sentence.

Name _____

Use what you know about ten frames to fill out the columns below.

Trace the number	Fill In the Ten Frames to Match	Count the parts
		____ tens ____ ones
		____ tens ____ ones
		____ tens ____ ones
		____ tens ____ ones
		____ tens ____ ones
		____ tens ____ ones

Name _____ Date (s) _____

My Weather Graph

Cloudy



Partly
Cloudy



Rainy



Snowy



Sunny



Windy




Name _____ Date (s) _____

Sunny

How many days was the weather sunny? _____

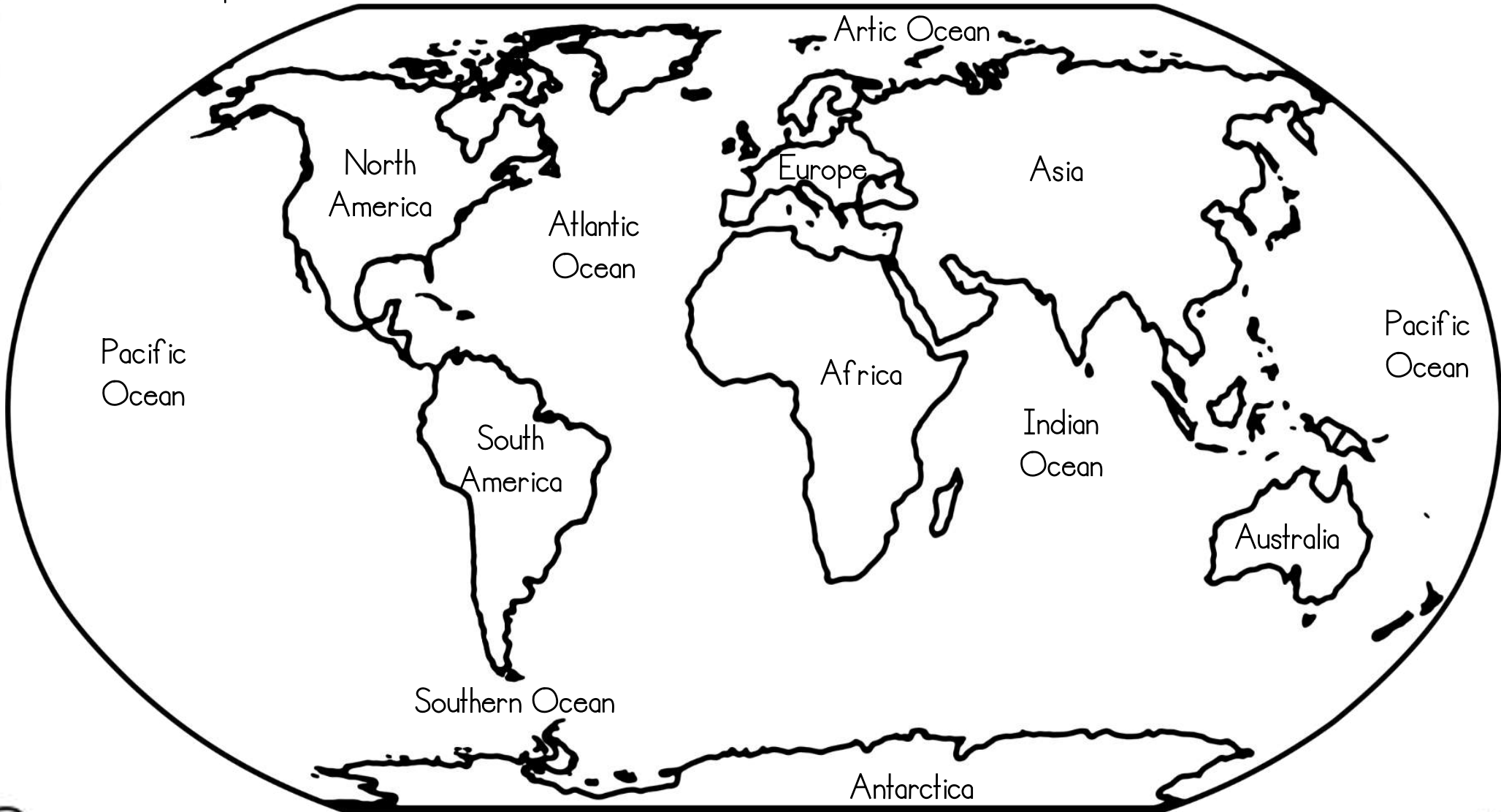
Draw a picture or describe what it is like when the weather is sunny.



Name: _____

MAP OF OUR WORLD

A map is a flat representation of the surface of our world. This map shows us the continents and oceans of our world.



Lets identify continents and oceans by coloring the continents green and the oceans blue.

Name _____

Day 22

Kindergarten

Teachers may be reached from
9-11am and 1-2pm

Reading Response

Title: _____

Author: _____

Did you like this book? Color one:



My favorite part was...






Name: _____

Name: _____

Date: _____

i_e


Bike Ride

Jake went on a  bike
ride. He saw five  pine
cones. He saw kids with
 kites. He even saw a bride
that had on a  white dress.
He had a fine  time!

Read the passage three times.



Color the words
that has the
“i_e” pattern as



1. Jake saw _____ pine cones.

5

five

9

nine

2. Who did Jake see that had on a white dress?



Mrs. Claus




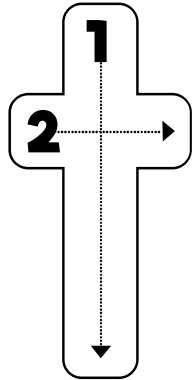
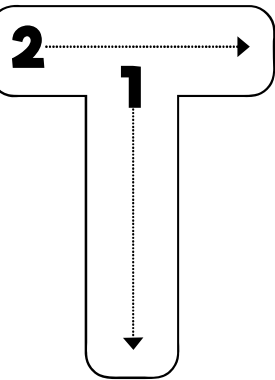
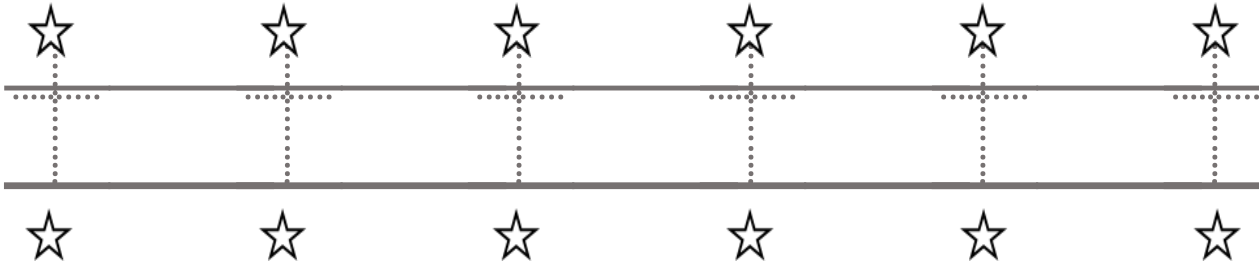
a bride



a witch

Name _____

S T A R T your letters at the top!



I can read and write.


T is for tiger

T is for _____

Name _____

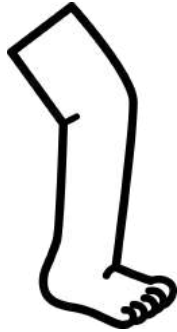
CVC Words

Directions: Circle the word for each picture. Color the pictures.



cap

cat



log

leg



hut

hat




dig

dip



mop

map



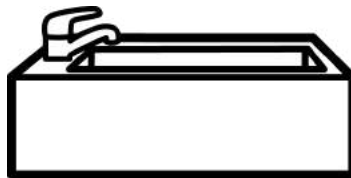
bad

bag



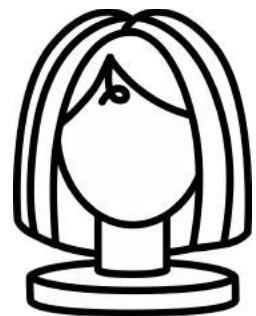
pot

pit



tub

tug



wag

wig

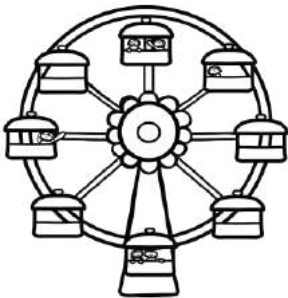



Name: _____

Date: _____

Today is:

- Monday
- Tuesday
- Wednesday
- Thursday
- Friday
- Saturday
- Sunday

If you could go to any place, where would you go?

<p>carnival</p> 	<p>castle</p> 
<p>circus</p> 	<p>North Pole</p> 

Draw a Picture

If I could go to any place, I
 want to go _____


☆ I used capital letters. ☆ I used spaces. ☆ I used punctuation.

Lesson **5.7**

Name: _____

Homework: Order Weight

Directions: Order the pictures from lightest to heaviest with numbers 1-8.



Directions: Illustrate a series of pictures that are from heaviest to lightest.



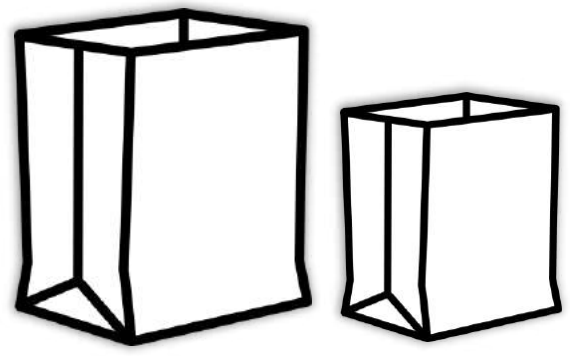
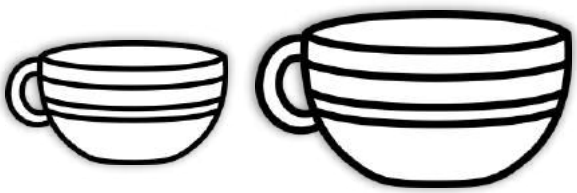


Lesson **5.8**

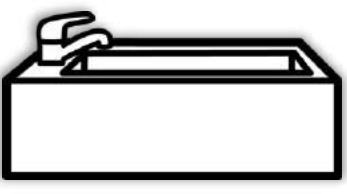
Name: _____

Homework: Comparing Capacity

Directions: Color the object that will hold LESS.







Directions: Draw an object that will hold MORE.



PLANT LIFE CYCLE

HOW DO PLANTS GROW ?

Cut out the flash cards with the help of a parent. Then, paste them in the correct sequence on the next page.



PLANT LIFE CYCLE

HOW DO PLANTS GROW ?

Paste the cut flash cards in these boxes in the correct sequence.

1

2

3

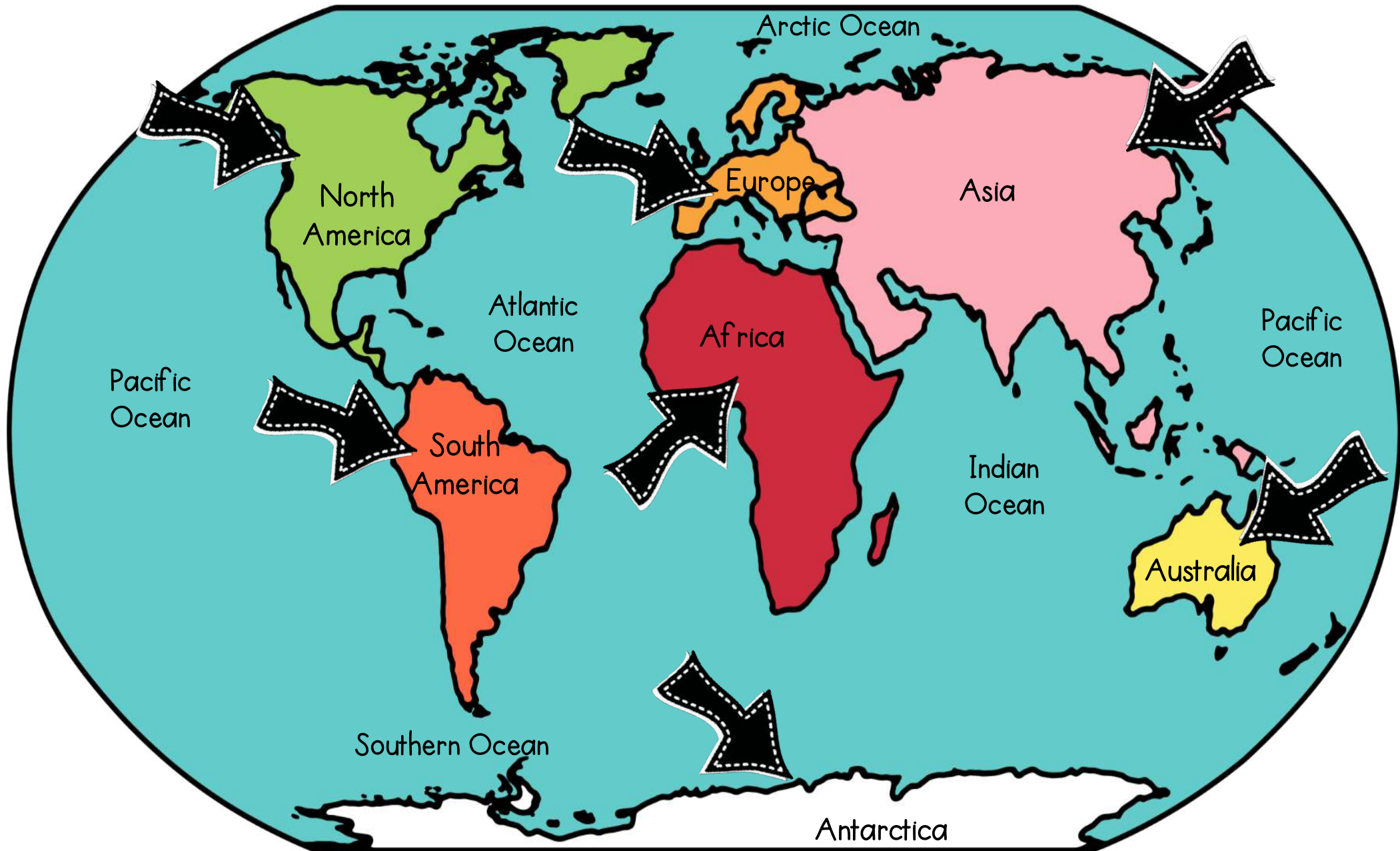
4

5

6

CONTINENTS

A CONTINENT IS A LARGE LANDMASS.



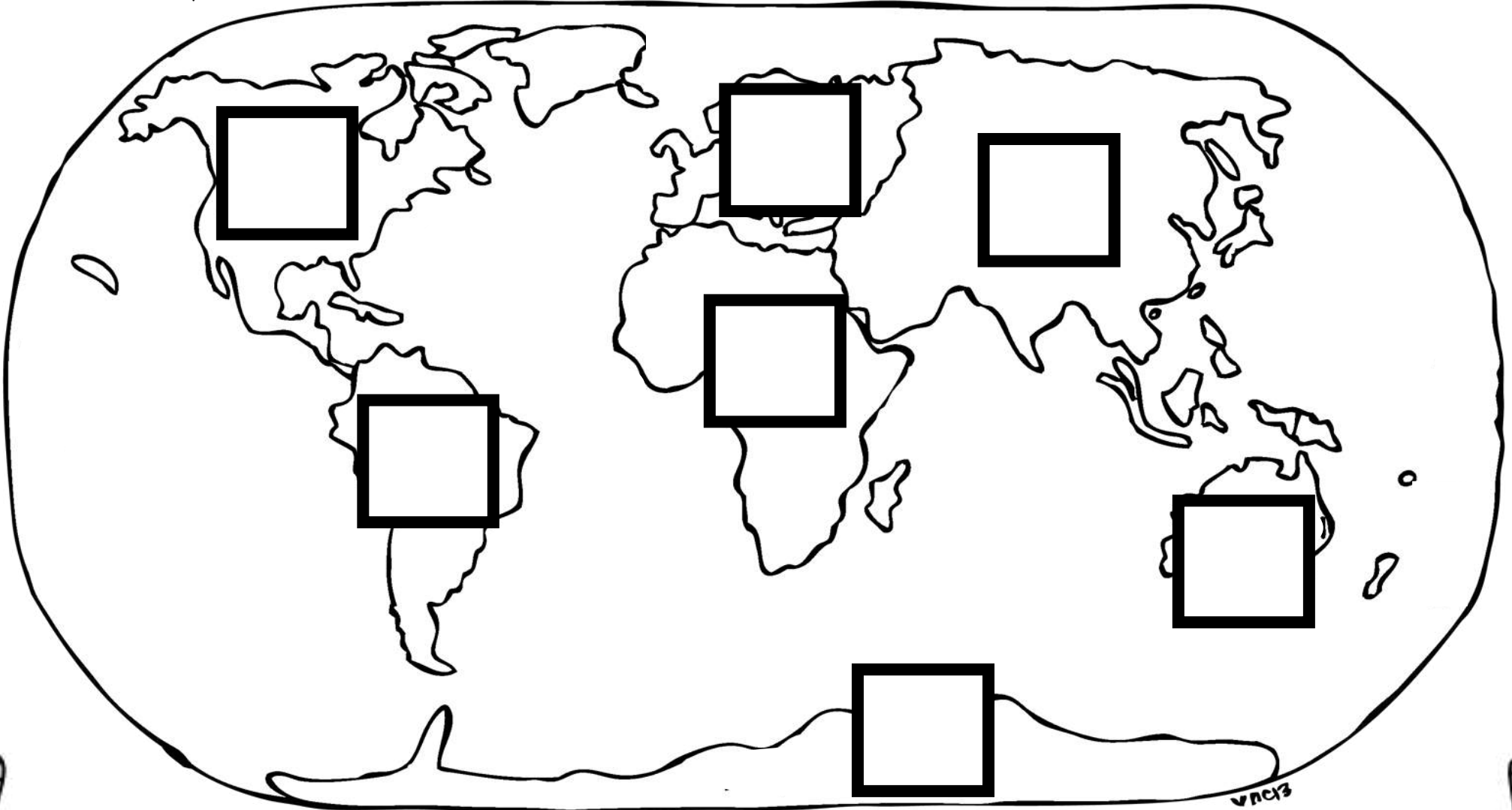
THERE ARE SEVEN CONTINENTS.

Name: _____

Identify the continents

Part of our Earth is made up of continents.

Cut and paste to label the continents.



How many continents are there? _____

- | | | | | | | |
|------|-----------|---------------|------------|--------|---------------|--------|
| Asia | Australia | South America | Antarctica | Europe | North America | Africa |
|------|-----------|---------------|------------|--------|---------------|--------|

Name _____

Day 23

Kindergarten

Teachers may be reached from
9-11am and 1-2pm

Reading Response

Title: _____

Author: _____

Did you like this book? Color one:



My favorite part was...

Name: _____

Name: _____


Date: _____

ee

The Wee Man

I saw a wee little
 man. A wee little man
 was he. He went up the
 tree with glee. He
 saw a bee. He went
 down the tree to flee.


Read the passage three times.



Color the words
 that has the
 "ee" pattern as



1. I saw a wee _____ man.



big

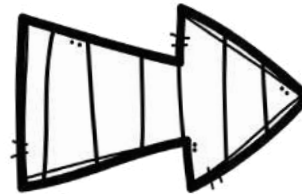


little

2. He went _____ the tree
 to flee.



up




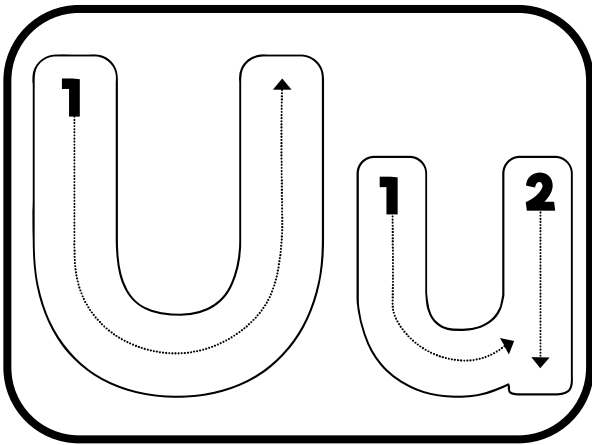
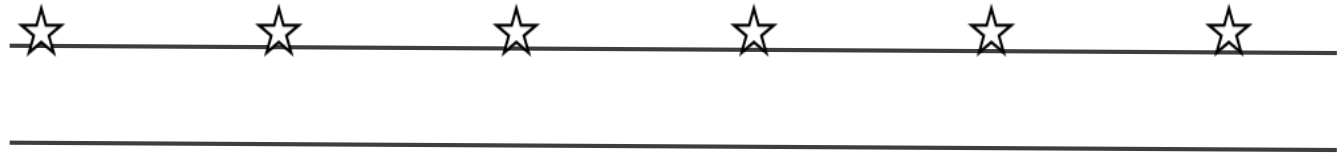
right



down

Name _____

★S★T★A★R★t capital letters at the top!



under

I can read and write.

u is for under


u is for _____

Name _____




Magical CVC Words

Directions: Circle the CVC word that matches the picture. Write the word on the line.



top

tap




lap

lip



fox

fog



sun

sub




bag

bat



pig

pin



map

mop



bed

bud



hat


hut

Name _____

Hot Air Balloon 4

The first hot air balloon flight was on June 4th, 1783.

**Design your own hot air balloon.
Explain your drawing.**



Draw it!

My hot air balloon



I can start with a capital letter



I can use spaces between words.






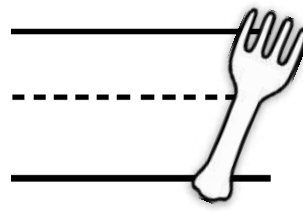


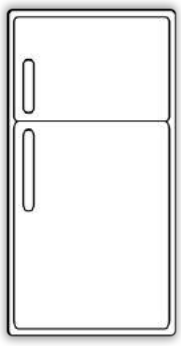


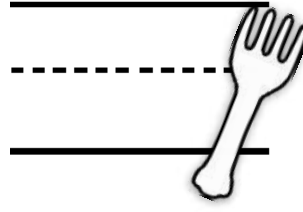


I can use a period to end the sentence.

Lesson **5.9**

Name: _____

Homework: Nonstandard Length Measurement

Directions: Measure these items in your home using forks.



Name: _____

Date: _____

Senses and Feelings

Circle the correct answer.



What are the people using in the pictures?





What are the people using in the pictures?



How do the dogs feel in the pictures?



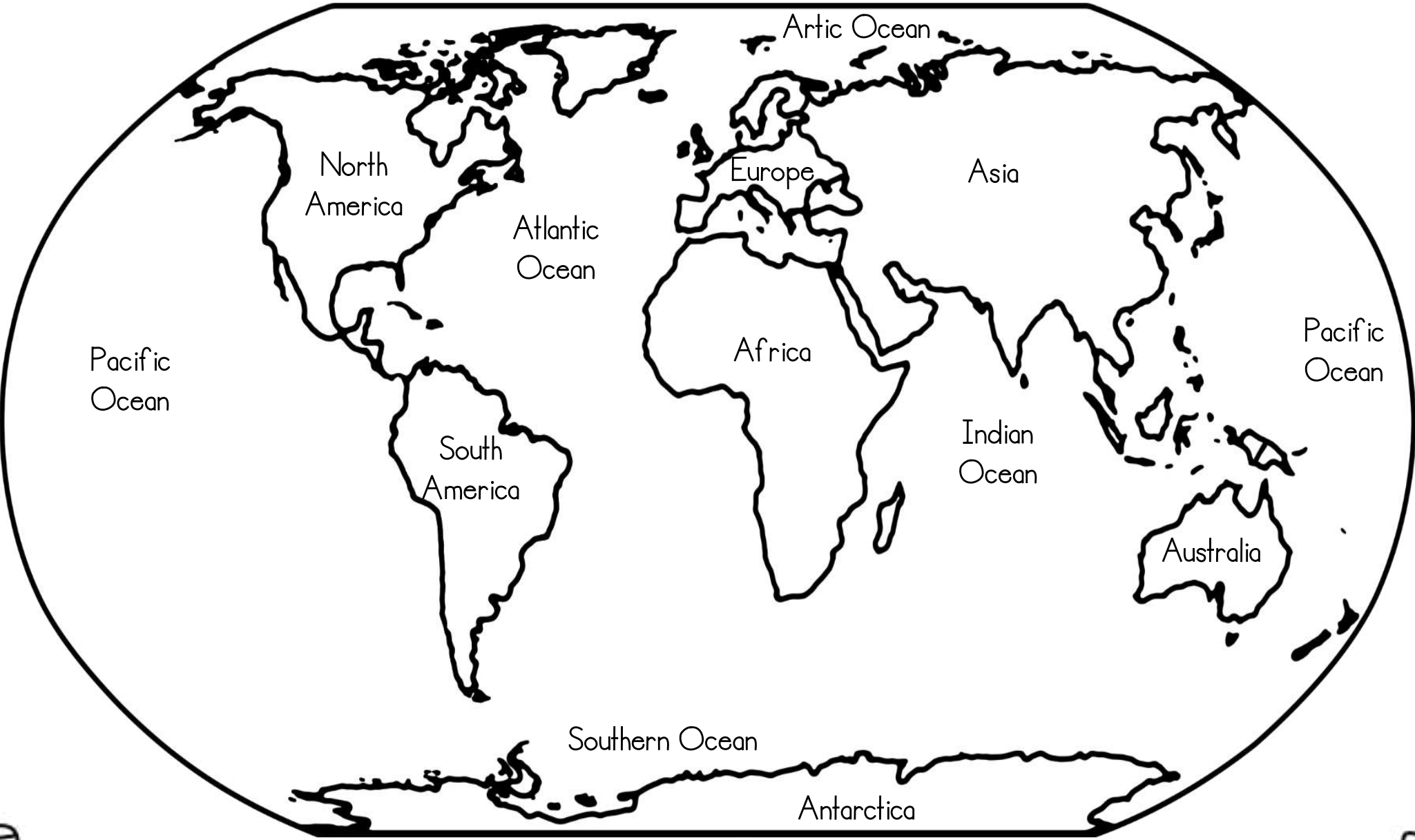
How do the cats feel in the pictures?



Name: _____

OUR CONTINENT IN THE WORLD

We live on one of the seven continents in our world.



Identify the continent we live on by coloring it red. Color the remaining continents green and the oceans blue.