

4th Grade Lessons

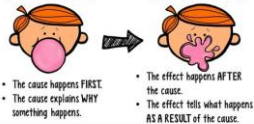
Days 1-4 are supporting activities that will help you to complete the REQUIRED assignment on Day 5.

Completing one iReady lesson per day in addition to these lessons is a requirement too

(You should alternate iReady reading one day and iReady math the next day)

	Day 1	Day 2	Day 3	Day 4	Day 5
Reading	<ul style="list-style-type: none"> <input type="checkbox"/> Listen to: Because of Mr. Terupt pages 101-109 AND pages 110-117 <input type="checkbox"/> Keep digital notes for each reading section <input type="checkbox"/> Choose 1 independent reading activity from below <input type="checkbox"/> 20 minutes of iReady reading 	<ul style="list-style-type: none"> <input type="checkbox"/> Listen to: Because of Mr. Terupt pages 118-142 <input type="checkbox"/> Keep your notes updated <input type="checkbox"/> Choose 1 independent reading activity from below <input type="checkbox"/> 20 minutes of iReady reading 	<ul style="list-style-type: none"> <input type="checkbox"/> Listen to: Because Mr. Terupt pages 143-158 <input type="checkbox"/> Keep your notes updated <input type="checkbox"/> Choose 1 independent reading activity from below <input type="checkbox"/> 20 minutes of iReady reading 	<ul style="list-style-type: none"> <input type="checkbox"/> Listen to: Because of Mr. Terupt pages 159-170 AND pages 171-183 <input type="checkbox"/> Keep your notes updated! <input type="checkbox"/> Choose 1 independent reading activity from below <input type="checkbox"/> 20 minutes of iReady reading 	<ul style="list-style-type: none"> <input type="checkbox"/> REQUIRED ASSIGNMENT FlipGrid activity! <input type="checkbox"/> Choose 1 independent reading activity from below for <input type="checkbox"/> 20 minutes of iReady reading
Writing	<p><u>Watch this video:</u> https://www.youtube.com/watch?v=OnSEFSk5VgQ</p>	<p><u>Watch this video:</u> https://www.youtube.com/watch?v=jl-TW9vnNEE</p>	<p><u>Watch this video:</u> https://www.youtube.com/watch?v=NDDvESkHmiw</p>	<p><u>Watch this video:</u> https://www.youtube.com/watch?v=KuzTUbk6_yI</p>	<p>Required Assignment Click here to go to the assignment!</p>

CAUSE and EFFECT



SIGNAL WORDS

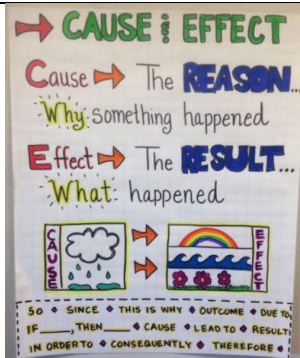

These words signal a CAUSE is about to be stated:
because
since
due to

These words signal an EFFECT is about to be stated:
therefore
so
consequently

Keep in mind, however, that signal words are not always present.

A cause can be written at the beginning of the sentence, or at the end of the sentence.

The soccer game was cancelled because it started to rain. It started to rain, so the soccer game was cancelled.



Write the **cause** and **effect** for each sentence:

Peter forgot his math book, so he was unable to complete his homework.

Reynaldo was hungry because he skipped lunch.

Mrs. Rodriguez's car had a flat tire, so she called a tow truck.

Write the **cause** and **effect** for each sentence:

Michelle couldn't find the cookies because Papa hid them in the cupboard.

Rosie studied her spelling words and she got an A on the test.

I planted sunflower seeds and giant sunflowers grew along the fence.

My sister was very tired in the morning because she stayed up past midnight.

Write the **cause** and **effect** for each sentence:

The lunch lady spilled milk all over the floor, so she got a mop and cleaned it up.

Luis quickly learned how to play the guitar because he signed up for lessons.

A **cause** is a person, event, condition or reason that is responsible for an action or a result.

An **effect** is a result brought about by a cause or an agent

Identify if the underlined part of each sentence is the cause or the effect.



M a				<p><u>We turned up the heat</u> since it was getting very cold.</p> <p><u>Juan and Pueblo are very good friends</u> because they have many hobbies in common.</p> <p><u>Joey practiced math during summer vacation;</u> therefore, he finds math easy.</p> <p>I fell off my bike and <u>scraped my knee</u>.</p> <p>Because I helped my mom, <u>she was able to finish her work quickly</u>.</p> <p>Since <u>the class was well behaved this week</u>, they were able to have a fun Friday.</p> <p>It was a very windy day therefore <u>we were able to fly our kite</u>.</p>	
	<u>Supporting Activity</u> <input type="checkbox"/> Fluency Practice: www.xtramath.org or	<u>Supporting Activity</u> <input type="checkbox"/> Fluency Practice: www.xtramath.org	<u>Supporting Activity</u> <input type="checkbox"/> Fluency Practice: www.xtramath.org	<u>Supporting Activity</u> <input type="checkbox"/> Fluency Practice: www.xtramath.org	REQUIRED ASSIGNMENT <input type="checkbox"/> Fluency Practice: www.xtramath.org

<div data-bbox="100 99 132 172"> </div> <ul style="list-style-type: none"> <input type="checkbox"/> www.factmonster.com <input type="checkbox"/> 15 minutes Math iReady <input type="checkbox"/> Watch Try It Video with Mrs. Irving: https://www.youtube.com/watch?v=J93yqIKJIGM <input type="checkbox"/> Complete Practice page 538, questions 3-4 <input type="checkbox"/> *Click on this video to help you find your Ready Math Student Book online! https://youtu.be/TdIfsdzA2EQ 	<div data-bbox="636 99 856 155"> or www.factmonster.com </div> <ul style="list-style-type: none"> <input type="checkbox"/> 15 minutes Math iReady <input type="checkbox"/> Watch Try it and Model It video with Mrs. Irving: https://www.youtube.com/watch?v=ENKUK_IbHCs <input type="checkbox"/> Complete Connect It pages 542, questions 6-8 <div data-bbox="541 821 890 927"> LOOK IN THE MATH CORNER FOR THE PLACE VALUE CHART TO HELP YOU! </div> <ul style="list-style-type: none"> <input type="checkbox"/> *Click on this video to help you find your Ready Math Student Book online! https://youtu.be/TdIfsdzA2EQ 	<div data-bbox="1020 99 1241 155"> or www.factmonster.com </div> <ul style="list-style-type: none"> <input type="checkbox"/> 15 minutes Math iReady <input type="checkbox"/> Watch Try It/Model It/Apply It Video with Mrs. Irving: https://www.youtube.com/watch?v=DnjZckxNrKU <input type="checkbox"/> EXTRA CREDIT ASSIGNMENT COMPLETE PRACTICE 549-550, QUESTIONS 1-8 <input type="checkbox"/> *Click on this video to help you find your Ready Math Student Book online! https://youtu.be/TdIfsdzA2EQ 	<div data-bbox="1404 99 1625 155"> or www.factmonster.com </div> <ul style="list-style-type: none"> <input type="checkbox"/> 15 minutes Math iReady <input type="checkbox"/> Watch a fraction and decimal review! https://www.youtube.com/watch?v=yWcNQkmpYVv <input type="checkbox"/> Complete the Refine Session page 551-554, questions 1-8 <input type="checkbox"/> Play prodigy! <input type="checkbox"/> *Click on this video to help you find your Ready Math Student Book online! https://youtu.be/TdIfsdzA2EQ 	<div data-bbox="1778 99 1999 155"> or www.factmonster.com </div> <ul style="list-style-type: none"> <input type="checkbox"/> 15 minutes Math iReady <input type="checkbox"/> Extra credit if you log in more than 30 minutes iReady math for the week <input type="checkbox"/> (REQUIRED ASSIGNMENT) Click Here for the Assignment
--	---	---	---	---

Social Studies	<input type="checkbox"/> BrainPop: video on "Ellis Island"	<input type="checkbox"/> BrainPop: complete the "ABC Wordplay" activity	<input type="checkbox"/> BrainPop: complete "Activity" and make your own family tree!	<input type="checkbox"/> BrainPop: Complete the "Write About It" activity <input type="checkbox"/> Play the game! (you need Adobe Flash to play)	<input type="checkbox"/> BrainPop: take the QUIZ for "Ellis Island" THIS IS YOUR REQUIRED ACTIVITY- PLEASE SUBMIT
<div data-bbox="153 669 478 760" data-label="Section-Header"> <h3>Independent Reading Activities</h3> </div> <ul style="list-style-type: none"> Epic Books www.getepic.com Mrs. Lamb jcc5140 Ms. Irving wjz5857 Ms. Potvin des9390 Mrs. Conklin dti9715 Mrs. Fitzgerald jrg2817 Story Time from Space https://storytimefromspace.com/library/ Reading Recess games 	<div data-bbox="1087 669 1457 714" data-label="Section-Header"> <h3>Book Discussion Prompts</h3> </div> <p><i>Talk about the story with your family - See if someone will listen to the story with you:</i></p> <ol style="list-style-type: none"> <i>Point of view - who is telling the story? Who is the narrator in the story? How does this affect the way you perceive the characters?</i> <i>Discuss who the characters (people and animals in the story) are in the story. Compare the characters - What are their similarities? Differences?</i> <i>Discuss the setting (Where does the story takes place?)</i> <i>Discuss what happened in the beginning, middle and end of the story.</i> <i>Discuss the problem and solution in the story.</i> <i>Did the character(s) change over the course of the story?</i> <i>Were there any good vocabulary words in the story?</i> <i>What about adjectives? Can you spot any adjectives?</i> <i>What was the author's purpose for writing this story?</i> <i>Did you notice any figurative language? What type was it?</i> 				

<https://www.roomrec ess.com/pages/ReadingGames.html>

- Funbrain
<https://www.funbrain .com/grade/4>

For **nonfiction** stories or articles think about what you know about the topic and discuss with a friend or family member. Then think about:

11. What would you like to know?
12. What would you like to learn?
13. Did you learn anything new or surprising?
14. How did the text features help you understand the topic?

Brain Pop

1. Go to
www.brainpop.com
2. Click ENTER CODE
3. Type in:
mushroom0896
4. Create a new account (free) using student's first AND last name
5. Have students complete the assignments for the current week.



Trouble getting into BrainPOP?

Watch this video:

<https://www.youtube.com/watch?v=s6eYFSOEYQk&t=13s>

Math Corner

Log on to Epic and read the story and do the quiz for "Math Concepts Made Easy: Decimals."

Place Value Chart:

Ones	.	Tenths	Hundredths
	.		

Ms. Reardon, Ms. Collaro, and Ms. Lee's Students:

Daily

- ☐ 40 Minutes of Imagine Learning a week
- ☐ Read a book on Epic (**Required to turn in a response**)

Epic Questions:

Read a book from Epic-Do ONE of the responses listed. Type your response in a word document and share it with me in Office 365.

Join Ms. Collaro for a Zoom grammar lesson on Monday Morning at 9:30.

<https://springfieldpublicschools.zoom.us/j/6757960011?pwd=SUc3am9zWnl2bHU3d2NFdTNaWEJsZz09&status=success>

See Microsoft Teams for the invitation. I have sent it individually to students who should attend.

Watch my read aloud video of the book Rapunzel.

<https://drive.google.com/file/d/1GZAe6EdiN6q7fIlCcJ812md5lriAbECq/view>

Watch my lesson modeling how to write a summary using transition words. This will help you understand what I expect for your weekly submitted assignment.

https://drive.google.com/file/d/1iZeC8zyw6lc9eW_0LVJgMeTbHkU_pRMa/view

Share your response with me in Office 365 to get credit.

Fiction Stories

Write the names of characters in the story.

Summarize what happened in the story. You can write this and then tell it to a family member.

First, _____.

In the beginning, _____.

Next, _____.
Then, _____.
After that, _____.
Last, _____.

OR

In the middle, _____.
In the end, _____.

Nonfiction Books

I learned _____ about _____.
Another fact I learned is _____.
The most interesting part of this book was _____.

Or

Write down three questions you have after reading the non-fiction book.

One thing I still wonder about _____ is _____.
I want to know _____.

Grammar:

**Practice the quizlets on
contractions.**

Contractions “not”
quizlet.com/_2he7oi

Contractions “are” and
“will” quizlet.com/_2ik4tw

Activity:

Sort the contractions into the column they belong in. Write the contraction and then break it into two separate words. You can make a table in a word document in Office 365. Go to the insert tab and click on table. You can type in each box.

You can also write them down and take a picture with the camera on your computer.

Put the contractions from the “Activity” box in ABC order:

Write the words in alphabetical order:		
1. _____	5. _____	9. _____
2. _____	6. _____	10. _____
3. _____	7. _____	
4. _____	8. _____	

Contraction with not	Break the contraction into two separate words	Contraction with is	Break the contraction into two separate words

- couldn't
- wouldn't
- that's
- there's
- aren't
- here's
- shouldn't
- didn't
- where's
- who's

Teacher Office Hours:

Student Email Your school email can be found in Office 365-Outlook. Your email address is your lunch number with @springfieldpublicschools.com You should check your email and Teams classes once a day for messages from your teachers or principal, upcoming zoom meetings and additional help from your teachers. You can also check Unified Classroom for assignments.

Mrs. Conklin- email anytime @ Conklini@springfieldpublicschools.com if you want/need to talk or text, call 413-530-2045 (Please leave a detailed message if I don't answer the call - I will respond within 24 hours.)

Mr. Buoniconti- email anytime at buonicontia@springfieldpublicschools.com

[Also can be reached from the Microsoft Teams](#)

Parents - Email me with any questions you may have, and I will respond back within 24 hours.

Students- Email any questions you may have, or just to check in ☺ and I will write back as soon as possible.

Mrs. Revord- I am available by email at revordm@springfieldpublicschools.com and

Phone at 413-627-9356. Call, text, or email if you want to talk and/or if you need help with your work.

Mrs. Fitzgerald - fitzgeraldmarc@springfieldpublicschools.com Leave an e-mail and I will get back to as soon as possible.

Ms. Collaro- You can email me with any questions, or just to check in and say hello! I will write back to you.

Collarok@springfieldpublicschools.com

Join Mrs. Reardon and I on our Teams video chat check in on Friday mornings at 9:00.

Mrs. Irving- Email me anytime with any questions or just to check in: irvingl@springfieldpublicschools.com OR contact me via ClassDojo. You may also call or text me during the day at (413) 351-0674.

Mrs. Lamb- Email me anytime with questions lambe@springfieldpublicschools.com, message me on ClassDojo, or you can call/text 413-384-6591