

**'DEAR FEET,  
LET'S TALK  
ABOUT  
SAFETY.'**



**SERIOUSLY.**

Bata South Africa (PTY) LTD

P.O. Box 128, Pinetown 3600, South Africa

Unit 1, Manchester Park, Manchester Road, Pinetown, 3610, KwaZulu-Natal, South Africa

Phone +27 31 812 3600 | Email: [kzn.industrials@bata.com](mailto:kzn.industrials@bata.com) | [www.bataindustrials.co.za](http://www.bataindustrials.co.za)



**BATA INDUSTRIALS CATALOGUE**

THE SAFETY SHOE

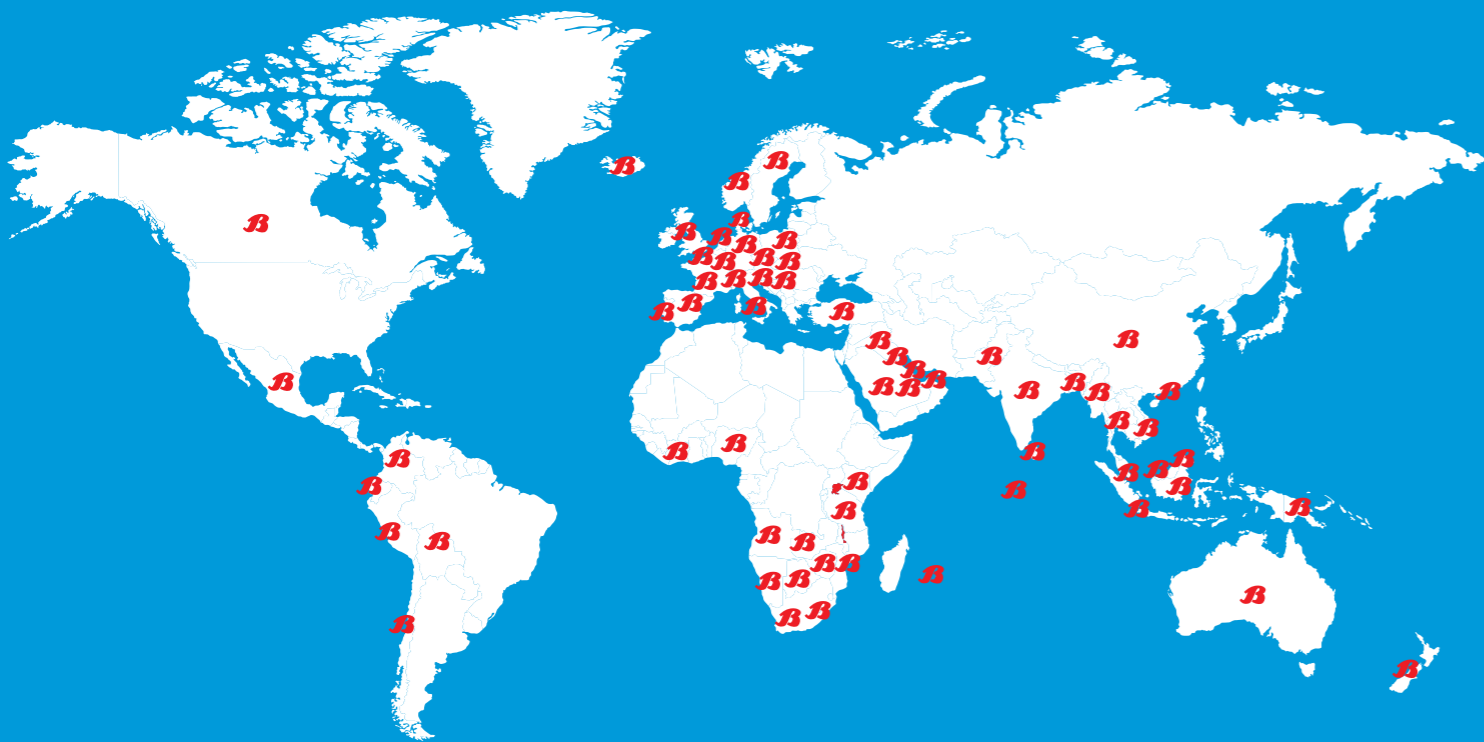
**SOUTH AFRICA**

# THE SOLE OF BATA

Established in a small town in Czechoslovakia in 1894, Bata experienced rapid growth thanks to its founder, Thomas Bata.

Under his guidance and vision, the small family business successfully expanded into a large-scale shoe manufacturer. Following his principles, the company continued its upward trajectory and grew into an international business and formed a prominent global footprint by the end of the twentieth century.

Today, Bata is recognised as an iconic brand and a market leader in the modern footwear industry serving a million customers in over 60 countries every day.



## STEP INTO BATA SOUTH AFRICA

Nestled within the land, beneath our beautiful African sky and a stunning natural backdrop, our factory has called Loskop in KwaZulu-Natal home since 1977.

The Loskop factory produces our amazing Toughees School Shoes as well as a variety of gum boots and safety shoes at an average of 300 000 shoes per month. That's an astounding 3,300 000 shoes a year!

Bata's production success is attributed to our South African people and by locally producing many of our shoes, we have helped boost both the local and national economies whilst providing our customers with better value for their money.



## TESTIMONIALS

"This company has done a lot for me, since my children lost their father in January 2007, they were too young, but the Bata factory has helped me and now I have 4 graduates."

KB Zuma - Finishing Department

"I have a Wits University graduate and a graduate from Damelin because of this factory, and now they are all working. I have built a nice and warm home for my children."

RN Mazibuko - Injection Department

"This company has done a lot for me, helping me build my own house and at the same time assisting in building other houses as well."

TM Dlamini - Injection Department

📍 LOSKOP, KWAZULU-NATAL, SOUTH AFRICA



# BUILDING LOCAL

With a firm belief in the power of the people, Bata turned to South Africans to fuel growth and success by investing in the community of Loskop. By focusing our factory operations locally, Bata boosted the local economy and created essential job opportunities by successfully employing, on average, 92% of the community.

We are also passionate about education and helping people and actively assist the people of Loskop through various community initiatives. By investing in the Loskop community, Bata is able to continue creating quality shoes for our local and international markets whilst assisting in the growth and success of a local community.

## ECONO RANGE



# SAFE SHOES FOR SAFE FEET

This SABS approved economy shoe is built for safety with the notion of caring for 'FEET FIRST'. The aim is to bring ease and comfort to every enterprise and every worker.

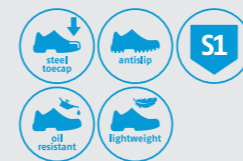
The shoe encompasses comfort, protection and affordability for the necessary tasks of its worker.

Articles have been manufactured to the SANS 20345 (ISO 20345) and SANS 20347 standards.



### INDUNA BOOT Black 805-6633

- 3 - 13 Size curve
- Stock



### KONGA SHOE Black 885-6633

- 3 - 13 Size curve
- Stock



### MANDLA CHELSEA BOOT Black Safety 855-6633 Black Non-safety 000-0000

- 3 - 13 Size curve
- Stock





**CHELSEA SMOOTH RANCHER**  
Brown  
855-4225  
Non-safety  
855-6733

- 3 - 12 Size curve
- Stock in Q2



**ATLANTIC HIGH**  
Black  
805-6624

- 3 - 12 Size curve
- Stock



**VOLCANO HIGH**  
Black  
805-6824

- 3 - 12 Size curve
- Stock



**CHELSEA STC BOOT**  
Brown  
855-4424  
Black  
855-6624

- 3 - 12 Size curve
- Stock



**PACIFIC LOW**  
Black  
885-6624

- 3 - 12 Size curve
- Stock



**CHELSEA SMOOTH BOOT**  
Brown  
855-4224  
Black  
855-6224

- 3 - 12 Size curve
- Stock



**VOLCANO LOW**  
Black  
885-6824

- 3 - 12 Size curve
- Stock



# PROFESSIONAL RANGE



## PARABELLUM Mens Black 884-6612

- 5 - 12 Size curve
- Stock

## Ladies Black 536-6002

- 3 - 9 Size curve
- Stock



## BELLA Black 554-6166

- 3 - 9 Size curve
- Stock



## CLERK Black 884-6613

- 5 - 12 Size curve
- Stock



## SARGEANT BOOT LONG Black 895-6609

- 6 - 12 Size curve
- Stock



# SAFETY GUMBOOTS RANGE



## RHINO 1 Black/Toffee 892-6320

- 5 - 12 Size curve
- Stock



## RHINO 2 Black/Toffee 892-6319

- 5 - 12 Size curve
- Stock



## RHINO 2 Black 892-6619

- 5 - 12 Size curve
- Stock



## RHINO 2 White/Red 892-1519

- 5 - 12 Size curve
- Stock



## RHINO 3 Black 892-6621

- 5 - 12 Size curve
- Stock





## SAFETY CATEGORIES

<b>SB</b>	Protective footwear for professional use with toecaps designed to give protection against impact when tested at an energy level of 200 Joules
<b>S1</b>	Antistatic properties, energy absorption of seat region and closed heel
<b>S2</b>	As S1 + water resistance and water absorption of upper material
<b>S3</b>	As S2 + steel midsole for penetration and cleated outer sole

## ADDITIONAL REQUIREMENTS FOR SPECIAL APPLICATIONS WITH SPECIFIC MARKS

### WHOLE FOOTWEAR

<b>P</b>	Penetration resistance
<b>A</b>	Antistatic
<b>I</b>	Insulating footwear
<b>HI</b>	Insulation against heat
<b>CI</b>	Insulation against cold
<b>C</b>	Conductive
<b>E</b>	Energy absorption
<b>WR</b>	Water resistant footwear
<b>M</b>	Metatarsal protection
<b>AN</b>	Ankle protection
<b>CR</b>	Cut resistant footwear

### UPPER

<b>FRU</b>	Flame resistant upper
<b>WRU</b>	Water resistant upper

### OUTSOLE

<b>HRO</b>	Resistant to hot contact
<b>SRA/SRB/SRC</b>	Slip resistance

### MARKING SYMBOL AND SPECIFICATIONS

#### Marking Footwear slip resistance on:

<b>SRA</b>	Ceramic tile with SLS <sup>2</sup>
<b>SRB</b>	Steel with glycerol
<b>SRC</b>	Ceramic tile with SLS <sup>2</sup> and steel with glycerol

### JOBBER MULE White/Red 872-1526

- 5 - 12 Size curve
- Stock



### JOBBER MULE Black 872-6626

- 5 - 12 Size curve
- Stock



### JOBBER White/Red 892-1525

- 5 - 12 Size curve
- Stock



### JOBBER Black 892-6626

- 5 - 12 Size curve
- Stock





**ELEGANT**  
Black  
592-6627

- 3 - 9 Size curve
- Stock



**ELEGANT**  
White/Red  
592-1527

- 3 - 9 Size curve
- Stock



**ELEGANT MULE**  
Black  
572-6628

- 3 - 9 Size curve
- Stock



**ELEGANT MULE**  
White/Red  
572-1528

- 3 - 9 Size curve
- Stock



# A WORLDWIDE REACH WITH A LOCAL PRESENCE

Bata Industrials has established a global footprint and our innovative international manufacturing structure and core principles allows our worldwide facilities to effectively respond to the unique requirements of local customers.

Today, Bata Industrials truly is a global player and is one of the world's largest manufacturers of safety footwear. With offices in Netherlands, Chile, Mexico, Kenya, India, China, Singapore, Australia, New Zealand, and South Africa, we are able to serve various customer markets on almost every continent. As a result, Bata is honoured to be a local company in every country it serves.

\*The collection that follows is derived from the global development team.




**SABRE LACE UP BOOT**  
Black  
805-6688

- 5 - 12 Size curve
- Stock



**SABRE CHELSEA BOOT**  
Black  
855-6688

- 5 - 12 Size curve
- Stock



**SABRE SHOE**  
Black  
885-6688

- 5 - 12 Size curve
- Stock



**BICKZ 907**  
**ANKLE BOOT**  
Black  
893-6604

- 5 - 12 Size curve



**HELIX LONGREACH ZIP**  
Wheat  
894-3303

- 5 - 12 Size curve





# SAFETY RANGE



## TRUST

Black

895-6605

- 5 - 12 Size curve
- MOQ 2500 pairs
- 12 - 16 week lead time - dependent on NRCS approval



## BICKZ B753 BOOT

Brown/Orange

893-4403

- 5 - 12 Size curve
- Stock



## PERFORMANCE

Brown

894-4601

- 5 - 12 Size curve
- Stock



## EAGLE ORION

Black

805-6629

- 3 - 12 Size curve
- MOQ 2500 pairs
- 12 - 16 week lead time - dependent on NRCS approval



## EAGLE YOUNG

Black

885-6629

- 3 - 12 Size curve
- MOQ 2500 pairs
- 12 - 16 week lead time - dependent on NRCS approval



## EAGLE SCOTT

Brown

804-4429

- 3 - 12 Size curve
- MOQ 2500 pairs
- 12 - 16 week lead time - dependent on NRCS approval



# SAFETY RANGE



## SPORTSMATES DRIVEN

806-6911

- 3 - 12 Size curve
- MOQ 2500 pairs
- 12 - 16 week lead time - dependent on NRCS approval



## SPORTSMATES FIRM

856-6212

- 3 - 12 Size curve
- MOQ 2500 pairs
- 12 - 16 week lead time - dependent on NRCS approval



## SPORTSMATES IRON

806-6211

- 3 - 12 Size curve
- MOQ 2500 pairs
- 12 - 16 week lead time - dependent on NRCS approval



## SPORTSMATES VIVID

856-6212

- 3 - 12 Size curve
- MOQ 2500 pairs
- 12 - 16 week lead time - dependent on NRCS approval



## HURRICANE

823-6203

- 5 - 12 Size curve
- Stock



# SAFETY RANGE



## RADIANCE ENERGY

859-6901

- 3 - 12 Size curve
- MOQ 2500 pairs
- 12 - 16 week lead time - dependent on NRCS approval



## RADIANCE FIT

859-6201

- 3 - 12 Size curve
- MOQ 2500 pairs
- 12 - 16 week lead time - dependent on NRCS approval



## RADIANCE SPARK

859-6501

- 3 - 12 Size curve
- MOQ 2500 pairs
- 12 - 16 week lead time - dependent on NRCS approval



## RADIANCE UP

809-6901

- 3 - 12 Size curve
- MOQ 2500 pairs
- 12 - 16 week lead time - dependent on NRCS approval



## RADIANCE VIM

859-6902

- 3 - 12 Size curve
- MOQ 2500 pairs
- 12 - 16 week lead time - dependent on NRCS approval



## RADIANCE ECONOMIC

859-6202

- 3 - 12 Size curve
- MOQ 2500 pairs
- 12 - 16 week lead time - dependent on NRCS approval



# MAMMOET RANGE



## MAMMOET ANCHOR

804-6502

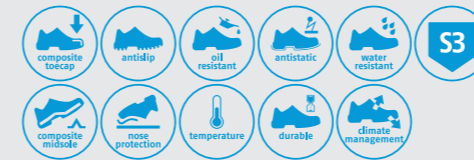
- 3 - 12 Size curve
- 12 - 16 week lead time - dependent on NRCS approval



## MAMMOET BARGE

894-6501

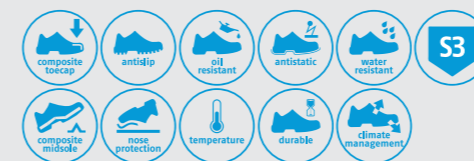
- 3 - 12 Size curve
- 12 - 16 week lead time - dependent on NRCS approval



## MAMMOET BOLSTER

894-6501

- 3 - 12 Size curve
- 12 - 16 week lead time - dependent on NRCS approval



## MAMMOET WINCH

804-6501

- 3 - 12 Size curve
- 12 - 16 week lead time - dependent on NRCS approval

