

Decoding Crop Circles with Sound, Vibration & Light


Stacy Cripe

As a healer, I “guide” people into typically unseen realms and dimensions inside and outside the space/time continuum. My gifts allow me to see, hear and experience a majority of what the client is experiencing. I see this process as assisting someone in opening gateways into other dimensions of their higher self’s choosing and then acting as a guide, facilitator and translator within those realms piecing together a larger macro reality which in turn illuminates their current three-dimensional reality.

A few years ago, I guided a young man in his late thirties for 5-6 continuous years. There was a tremendously wide variety of journeys including finding his star-seed home of Alpha Centauri and many initiatory experiences with star beings (specifically avian), dolphins, earth temples, inner earth realms and guardians, Atlantean water/sound chambers and crop circles to name a few. As these journeys continued, his psychic healing abilities increased as most of these journeys included star beings offering transformational ceremonies reconstructing his DNA, auditory system, the rods and cones in his sight, nervous system, and constantly “upgrading” his paranormal sensitivities. As I was his “translator” for these very detailed initiations, I often would experience and undergo very similar happenings in my own subtle fields. I was told by these star beings that I underwent these initiatory sequences lifetimes ago; that this is why I was able to hear, listen and understand the detailed nature of these initiations in order to guide others into these journeys.

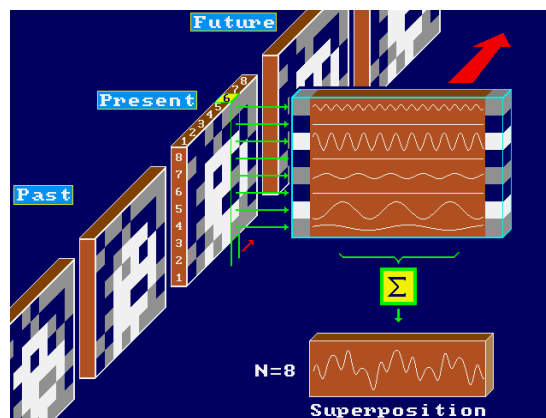
There were many journeys that stood out over the years, but one in particular more than others having to do with the multi-dimensional, frequency based nature of crop circles. In this journey, we found ourselves standing at the perimeter of what is known as the Quetzalcoatl Headdress (July 5, 2009 near Silbury Hill). I was guided to have him “lift” the crop circle into a 3-dimensional spherical labyrinth ascending above the ground horizon and also descending below the ground into the inner earth. As he did this, a brilliant golden light began to emerge into translucent walls of a holographic light labyrinth from the geometrical design, ultimately contained within a spherical field. We were then directed to enter this field. As we entered, a brilliant golden light surrounded us. We looked closer into the light that was creating the “walls” and we saw that they were comprised of numerous light glyphs, encoded with information. As we moved around this golden field, I could hear tremendously subtle sounds in the background with no apparent source, but rather simply surrounding us within this field of light. He wasn’t able to perceive these subtle sounds, but it sounded much like what one would think of as “heavenly sounds” or perhaps “angelic”; very pure tones at incredibly high frequencies not at all disturbing but pleasant and transcendental. As the journey culminated, I was spoken through, saying that these are what crop circles actually are; multidimensional, geometric frequency, holographic labyrinth fields encoded with thousands of pieces of information through light and sound. Additionally, similar to the seeding of Lemurian crystals the crop circles have been placed in the multidimensional fields from both the past and future timelines and when our collective consciousness rises to a particular frequency, they manifest themselves into our third dimensional reality carrying information to be subtly encoded into the planet at that specific time point.

Since this initiatory journey into the crop circle, I have been intrigued by the frequencies found within crop circles that are based outside of our range of human hearing and sight. And perhaps, when translated correctly, these illusive coded messages that so many of us intuitively feel are embedded within these geometric forms, could be found within the inaudible sound and unseeable light frequencies.



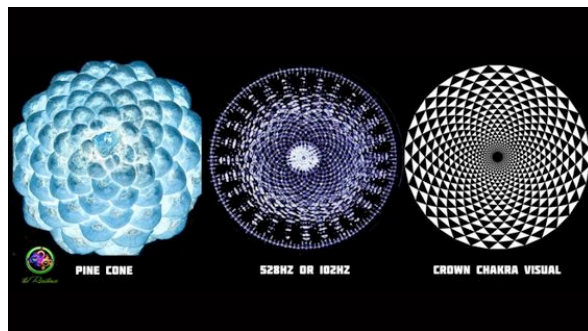

There is detailed research measuring the electromagnetic frequency field within and around the crop circles, but a lack of research that then translated those frequencies into audible human sound(s) or with the intention of using those frequencies to decode the crop circle. There is a wide range of EMF frequencies found within crop circles, also going upwards to 250-500 feet above the circle. They range from 260 MHz to 5.2 KHz. There are many reports of electronic equipment blowing up when just stepping inside the perimeter of the circles or digital cameras going from color, to black and white, to blank as helicopters descend towards the crop circle while doing aerial photography. People also report feelings of nausea, tingling and “trance-like” states within the circles. Many people have also heard very high subtle sounds that mimic grasshoppers when inside the circles.

Another more recent research is the use of computer programs using a spectrum analyzer for image to sound mapping. This research originally is being used to create a type of sensory substitution for the visually impaired. The most basic understanding is that the program is mapping the pixel matrix using a mathematically-based translation of the frequency distribution both horizontally and vertically.



In order to focus this research project, I decided to use a version of this image mapping software and look into how it reads the geometry of crop circle images. The software I used is called PhotoSounder and I am using a demo version. There are two other more sophisticated programs called Metasynt and vOICE. There are also additional programs that then analyze these frequency patterns compared to voice patterns to see if there are any correlations. (This would be a possibility for further research.)

In this program you can set the low and high range in which you want to map the image. I ran numerous images of crop circles using variations of frequencies found in our Listing of Frequencies handout. One can also set how fast the program reads the image and for this I also used intentional numbers of frequencies. For example, the “Sunflower” crop circle (August 13, 2000 Woodborough Hill) is a geometric translation for the Golden Mean. So I multiplied both Phi and phi up to fifteen times and used these two sets of numbers as the corresponding low and high frequencies in the mapping program. Often, I would use a numerical multiplication of the Schumann Resonance for the timing of the mapping. I also ran comparative images of the pine cone (A similarly shaped representation of the Golden Mean.). I also found that the cymatic image in a drop of water using the Solfeggio frequency 528 creates almost a mirror image of the Sunflower/Golden Mean crop circle, so I also mapped this image with various multiplications of 528 and the Phi/phi ratios.



The most interesting potential correlation I came across however, is the similarity of sounds between the crop circle of Milk Hill, Wiltshire in 2001 and the recording of Saturn’s Auroras from the Cassini spacecraft in April, 2002.



The sound from Saturn's aurora has become known as one of the most "eerie" sounds from space. It sounds very different than any other sun, planet, star or black hole reading. NASA says, "A most intriguing file, we don't know what to make of it." and conspiracy theorists believe it to be a form of alien communication. http://www.thelivingmoon.com/42stargate/03files/Space_Sounds.html

Recording of Saturn's Auroras from the Cassini Spacecraft:

Even though, I found interesting correlations in this initial research, this would be a much larger project in order to verify or potentially confirm my hypothesis.

Further research would include:

1. Writing BLT Research and sharing these ideas with them as they have the most exhaustive collection of EMF readings of crop circles. Perhaps a potential mapping of their EMF readings in the "holographic" space around and above crop circles.
2. Obtaining the voice pattern mapping program and run some of these crop circle sonifications to see if there are any voice pattern correlations.
3. Continue image sonification of crop circles and other sounds from space.

Aliens Respond to Us:

<https://www.youtube.com/watch?v=A-McRUrLtD8>

Alien Speech Found in NASA's Saturn Radio Signal:

http://www.thelivingmoon.com/42stargate/03files/Space_Sounds.html

Saturn's Aurora: NPR

<http://www.npr.org/2011/02/20/133914639/tuning-in-space-noise-for-sounds-of-life>

SpaceSounds:

<http://www.spacesounds.com/home/index.html>

CASSINI RPWS: RADIO AND PLASMA WAVE SCIENCE:

<http://www-pw.physics.uiowa.edu/cassini/>

Crop Circles and the Music of the Spheres:

<http://www.spiritofmaat.com/archive/dec2/silva.htm>

Is Sound Behind the Creation of Crop Circles, Freddy Silva

<http://www.cropcircleconnector.com/anasazi/sounds1.html>

BLT Research Team

<http://www.blresearch.com>

Water Sound Images: The Hidden Geometry of Sound

<http://www.watersoundimages.com/news/issoundcreating.htm>

Image to Sound Mapping (Explanation and Limitations of Image to Sound Mapping)

<https://www.seeingwithsound.com/im2sound.htm>

Brainwave Frequency Listing

http://www.bibliotecapleyades.net/ciencia/ciencia_cambio06a.htm

PhotoSounder

<http://photosounder.com>

Crop Circles: Nature's Melodies?

<http://www.anomalist.com/reports/music.html>

CSETI

<http://new.cseti.org/members-section/51-art-cseti-working-group-training-materials.html>

Crop Circles and Diatonic Ratios

http://www.cropcirclesecrets.org/crop_circles_diatonics.html

Aliens Respond to Us

<https://www.youtube.com/watch?v=A-McRUrLtD8>