

# Let's Talk Plants!

Newsletter of the San Diego Horticultural Society

November 2015, Number 254

## Design Ideas for Small Spaces

PAGE 1

**Our Spring Garden Tour – page 3**

**Taking a Watershed Approach – page 7**

**Fall Garden Party – page 8**

**To Fountain or Not – page 9**

**Laundry 2 Landscape Class – page 11**

On the Cover: Colorful water-thrifty garden by Amelia Lima



On this month's speaker guest panel

# Koby's Garden Alchemy

*Expert Horticultural Consultations*  
*Artistic Unique Designs*  
*Proficient Meticulous Installations*  
*Impressive Container Plantings*

[www.KobysGardenAlchemy.com](http://www.KobysGardenAlchemy.com)  
 619-861-5190

# SDHS Volunteer Appreciation Party see pages 3 and 5



Barbara Raulo

Board member Susanna Pagan and our youngest volunteer, her son Taylor.

**SDHS SPONSOR**

## GREEN THUMB SUPER GARDEN CENTERS

1019 W. San Marcos Blvd. • 760-744-3822  
 (Off the 78 Frwy. near Via Vera Cruz)

- CALIFORNIA NURSERY PROFESSIONALS ON STAFF
- HOME OF THE NURSERY EXPERTS • GROWER DIRECT

 [www.supergarden.com](http://www.supergarden.com)  
**Now on Facebook**



WITH THIS VALUABLE *Coupon*

# 20% OFF

## Any One Plant!

- Must present printed coupon to cashier at time of purchase
- Not valid with any sale items or with other coupons or offers
- Offer does not include Sod, Gift Certificates, or Department 56
- Not valid with previous purchases • Limit 1 coupon per household
- Coupon expires 11/30/2015 at 6 p.m.

sdhs





**STUNNING PLANT DISPLAYED  
IN OCTOBER**

See page 18



Ruttya fruticosa

▼ SDHS SPONSOR

**Wholesale nursery - Open to the public!**

32151 Old Hwy 395 Bonsall, CA 92003  
(760)728-264 - Open Mon-Sat 8am-5pm

[www.TheFallGardenParty.com](http://www.TheFallGardenParty.com)

November 14th, 9a-3p

@ Waterwise Botanicals  
Nursery & Garden Center

We specialize in  
Drought Tolerant  
& Water-wise  
Landscaping!



- Landscape Succulents - Cacti - Perennials -  
- Roses - Ornamental Grasses - Shrubs - Trees -

**WATERWISE BOTANICALS**

[www.WaterwiseBotanicals.com](http://www.WaterwiseBotanicals.com)

▼ SDHS SPONSOR

**WHEN IN  
DROUGHT**

Save every day, every way.

This is **Serious**  
Water Conservation is Mandatory

Mandatory conservation measures include:

- Limiting outdoor watering days and times
- Watering only during the late evening or early morning hours
- Eliminating runoff from irrigation systems
- Repairing all leaks within 72 hours
- Using hoses with shut-off valves for washing cars  
(or use commercial car washes that re-circulate water)

Local rules vary. Find restrictions in effect in  
your community at [whenindrought.org](http://whenindrought.org).

**Severe  
Drought**



San Diego County  
Water Authority

# GARDENS BY NOVEMBER SPEAKERS

SEE PAGE 1



Koby designed this Corten Steel Planter for a penthouse in Little Italy



Susanna Pagan created a colorful mix of carefree plants



## IN THIS ISSUE...

- 2 Free Workshop: Companion Plants for Succulents
- 2 Volunteers Needed
- 2 Newsletter Back Issues
- 3 From the Board
- 3 2016 Spring Garden Tour
- 4 The Real Dirt On...John Tradescant
- 4 Book Review
- 5 Trees, Please... I Think My Tree Is Dying
- 5 Volunteer Spotlight
- 6 Going Wild With Natives
- 6 To Learn More...
- 7 The Mediterranean Garden Society
- 7 Kate Sessions Birthday Celebration
- 7 Taking A Watershed Approach to Landscaping
- 8 Waterwise Botanicals Invites You
- 8 Fall Plantstravaganza
- 9 The Dirt on Water Blog
- 10 My Life with Plants
- 11 Welcome New Members!
- 11 Discounts for Members
- 11 What's Up At San Diego Botanic Garden?
- 14 Sharing Secrets
- 18 October 2015 Plant Display
- 19 October Meeting Report
- 20 Pacific Horticulture Tours

### INSERTS:

Calendar/Resources/Ongoing Events

## SAN DIEGO HORTICULTURAL SOCIETY

**OUR MISSION** is to promote the enjoyment, art, knowledge and public awareness of horticulture in the San Diego area, while providing the opportunity for education and research.



### MEMBERSHIP INFORMATION

Renewal information is on page 20 and at [www.sdhort.org](http://www.sdhort.org). For questions contact [membership@sdhort.org](mailto:membership@sdhort.org) or Jim Bishop at (619) 296-9215.

### MEETING SCHEDULE

6:00 – 6:45 Vendor sales, lending library, plant display, silent auction  
6:45 – 8:30 Announcements, door prizes, speaker

### MEETINGS & EVENTS

(FW = Free workshop; FG = Featured Garden; register at [www.sdhort.org](http://www.sdhort.org))

- November 7 Companion Plants for Succulents (FW) – see page 2
- November 7 New Member Orientation – see page 20
- December 14 Clayton Tschudy on Ecology Landscaping and other Waterwise Lessons from the Water Conservation Garden
- 2016
- January 11 Michael Buckner on Contemporary, Expressive & Sustainable Southwestern Gardens
- February 8 Dave Ericson on Perfect Pairings - Tips for Layered Landscapes
- March 14 Stephanie Shigematsu, Danny Simpson & Michael Letzring on Botanical Collection at the San Diego Zoo



[www.sdhort.org](http://www.sdhort.org)

COVER IMAGE: Speaker Amelia Lima designed the front cover garden to be colorful and water-wise. The back cover features charming gardens by our other November panelists.

## NEXT MEETING: NOVEMBER 9, 2015, 6:00 – 8:30 PM

### DESIGNER PANEL: *Small is Beautiful: Design Ideas for Small Spaces*

Meeting is open and everyone is welcome. Admission: Members/free, Non-Members/\$15. Parking is free.  
Meeting Place: Del Mar Fairgrounds, Surfside Race Place, Del Mar; Info: (619) 296-9215

This month we welcome Susanna Pagan of Susanna Pagan Landscape Design ([spgardens.com](http://spgardens.com)), Amelia B. Lima of Amelia B Lima & Associates ([ameliab.com](http://ameliab.com)), and Koby of Koby's Garden Alchemy ([kobysgardenalchemy.com](http://kobysgardenalchemy.com)) to participate on our annual panel of talented local landscape designers. Limited space doesn't rule out beautiful garden design. Learn how to transform minimal spaces – a courtyard, balcony or urban backyard – into garden showcases in this program. The panel participants will help those with space challenges discover how to organize small gardens into defined areas and demonstrate ways to create the illusion of larger spaces by going vertical, designing along diagonals and using containers. Other key strategies for maximizing space will be illustrated with photos of garden design solutions from around the county. Don't miss this inspired presentation timed to help you make the most of San Diego's enviable fall planting season.

Susanna Pagan transitioned from her career in graphic design into landscape design in 2005, using her flair for art, design and love of horticulture to create beautiful garden designs. She has been awarded numerous design awards, including her Fair display garden for the San Diego Horticultural Society in 2012 and Best of Houzz award in 2014 and 2015. She has been featured in *San Diego Home/Garden Lifestyles* magazine, *Modern Luxury Interiors California*, as well as numerous local publications. She is currently serving on the San Diego Horticultural Society Board, as the Public Relations Chair.



Amelia Lima



Koby



Susanna Pagan

*Continued on page 2*

# SAN DIEGO HORTICULTURAL SOCIETY

Established September 1994

## BOARD MEMBERS

Lisa Bellora - Member-at-Large  
Cindy Benoit – Membership Chair  
Patty Berg – Volunteer Coordinator  
Jeff Biletnikoff – Meeting Room Coordinator  
Jim Bishop – President  
B.J. Boland – Corresponding Secretary  
Ray Brooks - Member at Large  
Bruce Cobbledick – Workshop Coordinator  
Julian Duval – San Diego Botanic Garden Representative  
Mary James – Program Committee Chair  
Princess Norman – Secretary  
Susanna Pagan – Public Relations Coordinator  
Sam Seat – Treasurer  
Susan Starr – Garden Tour Chair  
Donna Tierney – Member at Large  
Susi Torre-Bueno – Newsletter Editor,  
Past President  
Roy Wilburn – Outreach Coordinator

**Let's Talk Plants!**, the SDHS newsletter, is published the fourth Monday of every month.

**Editor:** Susi Torre-Bueno;  
(760) 295-2173; [newsletter@sdhort.org](mailto:newsletter@sdhort.org)

**Advertising:** Ellie Knight;  
[newsletter@sdhort.org](mailto:newsletter@sdhort.org).

**Calendar:** Send details by the 10th of the month before event to [calendar@sdhort.org](mailto:calendar@sdhort.org).

Copyright ©2015 San Diego Horticultural Society, Encinitas, CA. All rights reserved. Not to be reproduced by any means for any purpose without prior written permission.

### New Email? New Street Address?

Please send all changes (so you will continue to receive the newsletter and important notices) to [membership@sdhort.org](mailto:membership@sdhort.org) or SDHS, Attn: Membership, PO Box 231869, Encinitas, CA 92023-1869. We NEVER share your email or address with anyone!

## BECOME A SPONSOR!

Do you own a  
garden-related business?

SDHS sponsorships have high recognition and valuable benefits, including a link to your website, discounts on memberships for your employees, and free admission to SDHS events. This is a wonderful way to show your support for the SDHS. Sponsors help pay for our monthly meetings, annual college scholarships, and other important programs. Sponsorships start at just \$100/year; contact Jim Bishop at [sponsor@sdhort.org](mailto:sponsor@sdhort.org). Sponsors are listed on page 10; look for "SDHS Sponsor" above their ads. We thank them for their support.

## FREE WORKSHOP: Companion Plants for Succulents Saturday, November 7



Get some great ideas on interesting plants to grow with your succulents. As you walk around a garden that has been redesigned to create a water wise landscape, you'll have the opportunity to see real examples of drought tolerant trees and shrubs that have been planted along with succulents. The front yard has been designed by member Linda Bresler, a landscape designer with over 30 years experience designing award winning gardens. She specializes in designing waterwise gardens that incorporate shrubs, trees, perennials and succulents to create a colorful, low maintenance landscape year round. She also has been very involved with community and horticultural activities as an educator, public speaker and volunteer. As the backyard has aged, Linda recently has replaced plants and you will get to see some more of her design ideas.

Additional details and registration are at [sdhort.wildapricot.org/Workshops](http://sdhort.wildapricot.org/Workshops). ☞



## VOLUNTEERS NEEDED

### Tech Support Help at Meetings:

Do you have video and tech support skills, and also love to garden? We need a tech-savvy volunteer to help load speaker presentations onto a laptop prior to our monthly meeting, and to assist the speaker. Also, we are looking for an individual who can load past presentations onto the internet. Contact Jim Bishop: [president@sdhort.org](mailto:president@sdhort.org). ☞

## NEWSLETTER BACK ISSUES: Available Free for Non-Members

You know that as a member you can see our newsletter online at any time, enjoying full color on every page and live links. Thanks to the computer wizardry of Jim Bishop, newsletters from 2008 to 2012 are available on our website for *public* viewing by non-members. Please share this link with your friends and neighbors: <http://sdhort.org/PriorYearsNewsletters>. There's lots of very valuable information there! Perhaps this will also encourage them to join SDHS so they can enjoy current issues as well as all the other member benefits. Newer issues will be added periodically. ☞

### ■ Meeting Continued from page 1

Amelia B. Lima was born in Brazil and has been working in the U.S. since 1988. She was accredited as a Certified Professional Designer by the Association of Professional Landscape Designers (APLD) in 2000. With a background in architecture and a degree in horticulture, she focuses on the idea that a well-designed garden will have strong architectural features combined with climate suitable plant material. Her projects include residential designs in the US and abroad. Her work has been featured in *Sunset Magazine*, *Sunset Garden Book*, *The New York Times*, *A Growing Passion*, *APLD The Designer*, and *LandscapingNetwork.com*.

Koby is an horticulturist, designer, plant enthusiast and a national garden design winner for creative planning. He gained his experience through a practical hands-on apprenticeship while working for interior and exterior plant maintenance companies and nurseries. With 32 years of experience, his company has a style all his own, specializing in the smallest of gardens – containers.

For more information see [sdhort.org](http://sdhort.org) page 6. ☞





## FROM THE BOARD

By Jim Bishop

### New Board Member

Please join me in welcoming Lisa Bellora as Member-at-Large to the San Diego Horticultural Society Board. Lisa is an SDHS sponsor and owner of *Ornamental Gardens by Lisa*. She is past president of the San Diego chapter of the Association of Professional Landscape Designers (see ad page 16). Lisa, along with landscape designer Tracey Grillo, worked with the San Diego Horticultural Society last spring to design and install the updated landscaping at the Promenade in Balboa Park. The Promenade is the road median that runs from the El Cid Statue to the Organ Pavilion. You can learn more about Lisa at her website: [sandiegogardendesign.com](http://sandiegogardendesign.com).



Lisa Bellora



Puerto Vallarta, Mexico

"Puerto Vallarta cathedral 1" by Stan Shebs. Licensed under CC BY-SA 3.0 via Commons - [https://commons.wikimedia.org/wiki/File:Puerto\\_Vallarta\\_cathedral\\_1.jpg#/media/File:Puerto\\_Vallarta\\_cathedral\\_1.jpg](https://commons.wikimedia.org/wiki/File:Puerto_Vallarta_cathedral_1.jpg#/media/File:Puerto_Vallarta_cathedral_1.jpg)

## 2016 SPRING GARDEN TOUR

### Get in on the Ground Floor!

By Susan Starr

Although it's only November, we've already started working on our April 2016 Spring Garden Tour. This year we return to North County and will be featuring gardens in homes in Del Mar and Carmel Valley. As always, our tour, the first of the garden tour season, will introduce you to a wide variety of landscapes, each with its own special charm. If you already have your 2016 calendar in hand, be sure to mark the date: Saturday, April 2.

Come spring, we will be looking for volunteers to staff the event. However, if you'd like to get in on the ground floor, now is the time to volunteer to be part of the planning team. This is a great opportunity for new and old members alike. Team members will help select gardens, prepare publicity, coordinate vendors and volunteers, and organize the event.

The Spring Garden Tour is our biggest fundraiser of the year; proceeds go towards funding college scholarships for local horticulture students, as well as for our programs that promote the enjoyment and knowledge of horticulture in the San Diego area. So if you can give a few hours a month between now and April to make our event a success, it will be time well spent. And what could be more fun than viewing gardens? If you can write publicity or take photographs, or if you have good organizational skills, or enjoy doing signage or coordinating vendors, we'd love to have your help. Please contact Susan Starr, Garden Tour Chair ([tours@sdhort.org](mailto:tours@sdhort.org)) to join the team. 🌿



Barbara Raub

One of the 2015 tour gardens



Barbara Raub

### Volunteer Appreciation Party Hosts

Thanks to Mary McBride (and her husband, Bill) for sharing her house and garden with SDHS volunteers

(shown with Mary and Bill is Sheldon Lisker on the left). What a great venue to thank all of the volunteers from the past year. Thanks again to Mary, Patty Berg and the other volunteers that help us honor and celebrate the volunteers who help make everything that SDHS does possible. See the Volunteer Spotlight (page 5) for more information about the event.

### Spring Tour of Puerto Vallarta

Every other year SDHS hosts a multiday out of town tour for members. For 2016, our tour to visit the gardens of Puerto Vallarta, Mexico will be on March 13-18. Our tour guide is SDHS member and president of the San Diego Bromeliad Society, Robert Kopfstein. Our home for all 5 nights is the Posada de Roger ([hotelposadaderoger.com](http://hotelposadaderoger.com)), a quaint Mexican-style hotel in downtown Puerto Vallarta, surrounded by beautiful gardens and authentic Mexican architecture. The hotel is within walking distance of many markets, shops, and cafes in the area and is located one block from the main beach in Old Town. The tour visits the Vallarta Botanical Gardens, the old mining town of San Sebastian de Oeste, Cabo Corrientes (the southernmost point of the Bahia de Banderas (Bay of Flags) on the Pacific coast of the Mexican state of Jalisco), and several other gardens and locations. This is a small tour and expected to sell out quickly. To find out more and reserve your spot, go to [sterlingtoursltd.com](http://sterlingtoursltd.com) and click on "Puerto Vallarta." Contact information is at the bottom of their webpage. 🌿

## THE REAL DIRT ON...

### John Tradescant

By Donna Tierney

While on a recent trip to London, I was walking around near the Parliament buildings on the Thames looking for a back road to avoid the noon rush. My meanderings lead me to a wonderful find – The Garden Museum of London, which is an historically significant, lush garden. The Museum was set up in 1977 in order to rescue the abandoned 11<sup>th</sup> Century church of St. Mary-at-Lambeth from demolition. The church is the burial place of John Tradescant (c1570 – 1638), the first great gardener and plant-hunter in British history. In addition to Tradescant, Vice Admiral William Bligh (of HMS Bounty fame) is also buried here!



Tradescant began traveling in 1609 while he was employed by Robert Cecil, the first Earl of Salisbury. He visited sites all over Europe and brought back many bulbs, seeds, plants and trees (e.g., roses, scarlet runner bean, red maple, tulip and mulberry trees). In 1618, Tradescant went with a diplomatic mission to Russia and continued his collections and botanical notes. His own account of the Russian expedition survives in his collection now housed in the Ashmolean Museum at the University of Oxford. He traveled to Algiers hunting for plants, and he collected many specimens from American colonists, including his personal friend, Captain John Smith.

By the 1620s, Tradescant's reputation propelled him to the position of Director of Gardens. His advice, expertise, and designs were sought out by England's most prominent citizens. From the Tradescant botanical garden on the South side of the Thames at Lambeth, John and his son introduced many plants that are now mainstays in modern English gardens. A genus of flowering plants (*Tradescantia*) was named after him.

During his travels, Tradescant also collected many non-plant curiosities: whale ribs, a bark boat, reptiles, birds, an ape's head, shells, and foreign clothing. Peter Mundy, an employee of the East India Company, described the collection as being a site "where a man might in one day see more curiosities than he should see if he spent all his life in travel!" These items were originally on display in a large house in London known as the "Ark." This collection of curiosities became the first museum open to the public in England.

The Museum's garden was created in 1980. The design of the garden is in keeping with the seventeenth-century spirit of Tradescant's work. His magnificent tomb is now the centerpiece of a knot garden planted with the flowers that grew in his London garden four centuries ago. In addition to the original plants, I was happy to see the addition of some succulents! The garden is maintained by a small team of horticulturists and volunteers.

In 2008, the interior of St. Mary's church was transformed into a gallery space. Three exhibitions each year explore the making of British gardens, and a program of over 30 talks and interviews celebrates figures from gardening history. There is also a permanent display of paintings, tools, and historic artifacts that provide insight into the uniquely British love affair with gardens. As you walk through the


*Continued on page 12*

## BOOK REVIEW

### Wordsworth's Gardens

By Carol Buchanan

Reviewed by Caroline McCullagh



I seem to keep running into books that look like they're part of a series. In 2014, I reviewed *Renoir's Garden* by Derek Fell. Earlier this year I reviewed *Monet's Garden* by Vivian Russell. Now here's a third. But they aren't a series. Three different authors and three different publishers are using a handy way to consider the history of gardening.

There's a basic difference between the first two and this one. The first two are about gardens made by visual artists who were contemporaries and lived in the late 19<sup>th</sup> and early 20<sup>th</sup> centuries. Their gardens were very much about the use of color and form.

William Wordsworth (1770-1850), as you may remember, was an English Romantic poet, ultimately (1843) the Poet Laureate of England. It's unlikely that you got out of high school without reading at least one of his poems. In general, I would say that his ideas about gardening were more about the practical than about the decorative.

Buchanan starts out by saying that she doesn't intend to write a scholarly paper, but that's exactly what she does in the first chapter in giving us a summary of the theories of gardening that preceded Wordsworth. Gardeners at that time felt it was their goal to improve on nature, that things in nature contained the promise of perfection, and it was the duty of the gardener to bring the garden closer to that perfection.

Luckily, by chapter two, Buchanan settles down and presents us with an interesting gardening biography. It was made even more interesting by the many photographs provided by her husband, Richard.

Wordsworth lived in the Lake District. The geography, the views, and the plants all shaped his gardening and his poetry. You'll notice that the title uses the plural: gardens. He developed a number of gardens over his lifetime. None of those gardens exist now in the form they had during Wordsworth's time, but there are enough commonalities that it's possible to see what was important to him.

First and foremost, he loved the natural rocky terrain of the district. He accommodated the existing, rather than forcing it (improving it) into a new shape. He did not like walls that enclosed, but he personally built retaining walls that created long walking terraces in all the places where he lived.

And why these walking terraces? That's where he created most of his poetry. He would march up and down to the rhythm of his composition as he searched for just the right word. You may be able to tell from my writing that I became more and more interested in him and his gardens as I went through this book. I think you will too. 🌿



## TREES, PLEASE

### I Think My Tree Is Dying

By Robin Rivet

Trees can live hundreds of years, but they often do not. What if yours looks unwell? By the time serious tree decline is observed, many urban trees do not make a recovery. If you have a favorite tree that would be very painful to lose, prevention is best.

**Water it.** That sounds obvious, but it's amazing how many people never water their trees. You must deep water with a soaker hose every month or so; more often for small specimens, or in sweltering weather. That should be enough to stave off morbid dehydration. No water = no food = DEATH. This is vital if your tree has been on a "lawn diet" – surviving on shallow surface irrigation, and you turned off your spigot.

**Don't overwater.** Few trees like wet feet, and root rots develop if the air spaces in the soil are replaced by liquid. Foliage does like a good washing occasionally, but the root crown is sheltered by the canopy – even during heavy storms. After drainage gets compromised, fungi are warning signs of decay. Bark is particularly sensitive to unrelenting dampness.

**About bark:** Don't abrade it by leaving stakes on too long, or allow pets to scratch it off. Think of bark as tree skin. Without it, trees die. The thin layer that conducts water up to the leaves is fragile.

**Mulch.** The simplest and best is whatever a tree sheds. It is not litter. Why sweep it up and haul it to a landfill? Almost all trees benefit from 3-5 inches of organic surface mulch, so re-apply regularly. Don't feed your tree, feed the soil.

**Never fertilize a sick tree.** Few species need supplemental nitrogen. Although edible fruiting trees enjoy supplemental micronutrients, fast flushes of growth typically invite hungry insects. Be especially wary of herbicides. In the wrong hands, these are powerful tree killers. Dormancy doesn't mean a tree is immune, and weed-killing chemicals can travel through bark, while insect slayers often defeat beneficials first.

**Don't sever roots.** What seems like "just a few roots" trimmed near the trunk; magnifies to a large piece of the root pie. Imagine your trunk to be the center of the pie. If you cut roots near the center, the entire slice is compromised.

**Avoid grade changes.** Even four inches of extra topsoil may suffocate roots, depriving them of essential oxygen.

**Buyer beware.** Snake oil salesmen are out there. If someone tells you they can inject your ailing tree with chemical cocktails to alleviate years of neglect, it is unlikely to be true. There are some treatable issues, but adjust cultural practices before wasting your money.



## VOLUNTEER SPOTLIGHT

### A Sizzling Good Time at the Volunteer Appreciation Party

By Patty Berg, Volunteer Coordinator

On October 10th we paid tribute to our awesome volunteers with a breakfast in the fabulous gardens of Mary McBride in Vista. A long-time vendor at our meetings, Mary has a nursery that specializes in bulbs. For many years she has practiced layered planting, with the bulbs overplanted with perennials, shrubs and trees. Her garden was in great form despite this summer's heat, and guests wandered among the unusual and spectacular as they explored the garden's paths. Many thanks to **Mary & Bill McBride** for opening their home and garden to us.



Barbara Raub (2)

President Jim Bishop (left) and Scott Borden (right) with other volunteers

More than 100 volunteers enjoyed a tasty breakfast thanks to **Pat Venolia, Sandi Wiksten, Susi Torre-Bueno** and **Lorie Johansen**. These four Vista locals cooked up some wonderful egg casseroles. Along with fresh fruit salad and pastries, it was a delicious way to start the long weekend. Pretty table decor was handcrafted by **Jeanne Meadow and the Fallbrook check-in team**.

Friends old and new got a chance to catch up under the shady arbor and on the patio. Folks who might have worked together at our display garden at the Fair or during the Spring Garden Tour were able to compare notes about what they are growing and share ideas for how to deal with the unseasonable weather. Then they gathered to



Lorie Johansen (left) and Sharon Corrigan (right)

*Continued on page 18*

Member Robin Rivet is an ISA Certified Arborist, Tree Risk Assessor and UCCE Master Gardener: robin@sandiegotreemap.org. 🌳

# GOING WILD WITH NATIVES

## Under the Pine Trees

By Susan Krzywicki

Many San Diego gardens showcase lovely pine trees – the really lucky among us have the fabulous Torrey Pine (*Pinus torreyana*). With its windblown structure and deep green color, it is romantic and iconic. But there are other pines and conifers (non-native as well as native) that are grown here in gardens. And what to cultivate under them is an age-old question. Native plants provide a great solution.

The way to approach this is from a plant community perspective: find out what grows naturally in your location, then decide on an aesthetic strategy that gives you a long-lasting solution. Here is a website that can help you do just that; type in your address or zip code and find a very specific list of plants for your location. Go to [cnps.org](http://cnps.org) and click on “Find YOUR Native Plants” on the right-hand side.

Most pines are denizens of acid-soiled forests, rich in humus, but the Torrey seems to be left over from the Ice Age, sitting on coastal bluffs. This Coastal Sage Scrub region is the home of Sagebrush (*Artemisia californica*), Ceanothus (*Ceanothus* spp.), Manzanita (*Arctostaphylos* spp.), and Sages (*Salvia* spp.). It extends along the ocean inward to the point where we no longer receive marine influence.

Most of the rest of our county is the Chaparral plant community. Common Chaparral plants would include some larger shrubs such as mountain mahogany (*Cercocarpus* spp.), toyon (*Heteromeles arbutifolia*), and lemonade berry (*Rhus integrifolia*). These all make good companion choices.



Design strategies for an attractive landscape Because of the year-round needle drop and dense established root structures, consider:

- Plants with large, smooth leaves, or those with open-branching structures so the needles fall through and become mulch. Consider planting a ring of shrubs just outside the drip line that will minimize the pile-up of needles.
- Decomposed granite (DG) paths under the canopy and/or a circle around the tree, so you can rake the needles easily.
- Large pots filled with shade-loving plants. If you've created a DG area, you could use pots on casters. Run drip emitters to the pots.


Plant Choices that work in the dry shade and beyond

To create a garden under the canopy itself:

- Bush Anemone (*Carpenteria californica*)
- California Wild Rose (*Rosa californica*)
- California strawberry (*Fragaria californica*)
- Coral bells or alum root (*Heuchera micrantha*)
- Currants and gooseberries (*Ribes* spp.)
- Douglas Iris (*Iris douglasiana*)
- Oregon Grape (*Berberis* or *Mahonia aquifolium*)
- Sword fern (*Polystichum munitum*)
- Yarrow (*Achillea millefolium*)
- Yerba buena (*Satureja douglasii*)

Use these choices at the drip line and beyond

- Bush Monkeyflower (*Mimulus aurantiacus*)
- California fuchsia (*Epilobium canum*)
- Ceanothus (*Ceanothus* spp.)
- Deer Grass (*Muhlenbergia rigens*)
- Manzanita (*Arctostaphylos* spp.)
- Penstemon (*Penstemon* spp.)
- Purple Needlegrass (*Nassella pulchra*)
- Salvia (*Salvia* spp.)
- San Luis Obispo coyote mint (*Monardella villosa obispoensis*)
- Sulfur Flower (*Eriogonum umbellatum* 'Shasta Daisy')



Torrey Pine

Member Susan Krzywicki is a native plant landscape designer in San Diego. She has been the first Horticulture Program Director for the California Native Plant Society, as well as chair of the San Diego Surfrider Foundation Ocean Friendly Gardens Committee and is on the Port of San Diego BCDC for the Chula Vista Bayfront. 🌿

## TO LEARN MORE...

### Design Ideas for Small Spaces

By Ava Torre-Bueno

Small garden spaces can be designed in many creative ways, and can have multiple uses. This site from *Sunset Magazine* has twenty-four pictures of small gardens to inspire you: [sunset.com/garden/landscaping-design/small-gardens/small-gardens-glowing-entry](http://sunset.com/garden/landscaping-design/small-gardens/small-gardens-glowing-entry)

A fourteen-minute video has many small gardens, but more importantly, a soundtrack of birdsong for your relaxation! [youtube.com/watch?v=8AfOrftGROk](https://youtube.com/watch?v=8AfOrftGROk)

Here are some tiny Zen gardens! [architectureartdesigns.com/30-magical-zen-gardens](http://architectureartdesigns.com/30-magical-zen-gardens)

And finally, this link isn't about small gardens. It's a website of pictures of arthropods (bugs) of San Diego County. It isn't specifically for gardeners, but I think it could be helpful: [cindybinghamkeiser.weebly.com/arthropods-of-san-diego-co.html](http://cindybinghamkeiser.weebly.com/arthropods-of-san-diego-co.html) 🌿



## THE MEDITERRANEAN GARDEN SOCIETY

### Annual Meeting at The Huntington Tour the New California Garden

The Southern California Branch of the Mediterranean Garden Society invites you to its 2015 Annual Meeting on Saturday, November 14, at 1:30 pm at The Huntington Library, Art Collections & Botanical Gardens in San Marino. The event includes greetings by Jim Folsom, Director of the Botanical Gardens, a tour of the new California Garden shown here (with nearly 50,000 California native and other mediterranean climate plants) led by Scott Kleinrock, Landscape Design and Planning Coordinator, and a social interlude with refreshments. Requested donation is \$25 for members, \$35 for others. To learn more, please RSVP to Marie McDuffie at [MedGardenSociety@aol.com](mailto:MedGardenSociety@aol.com). 🌿



## KATE SESSIONS BIRTHDAY CELEBRATION

### November 7, Balboa Park

The San Diego Floral Association is celebrating the 158th birthday of the "Mother of Balboa Park" Kate Sessions by honoring her legacy with a proclamation presented by the District 3 Council office. To celebrate this joyous occasion the San Diego Floral Association, in partnership with the Friends of Balboa Park and Save our Heritage Organization will hold a free family friendly event, including a dance and dance contest, on November 7 from 4:30-7:30pm at the Hall of Champions in Balboa Park.

Period costumes, food, birthday cake, live music by the Heliotrope Ragtime Orchestra and a Waltz, Foxtrot and Swing dance contest highlight the event. We expect this celebration to be widely attended. Our master of ceremonies for this special occasion is Dan Cohen, co-anchor of the CBS morning news.

More information about this event can be found at [sdfloral.org](http://sdfloral.org).

🌿



## TAKING A WATERSHED APPROACH TO LANDSCAPING

By Diane Downey, G3 Green Gardens Group

With concerns about the current drought, along with the strong possibility of an El Niño, San Diego is ready to look to the landscape to provide solutions by:

- Building healthy, living soil that acts like a sponge by absorbing water when we irrigate or it rains
- Growing plants that thrive in our local weather conditions and 'feed the local pollinators'

Collecting water from roofs and other hard surfaces, and redirecting it into the soil

The Surfrider Foundation and G3 Green Gardens Group ([greengardensgroup.com](http://greengardensgroup.com)) have teamed together to partner with San Diego County Water Authority, San Diego County Watershed Protection Program, City of San Diego, California American Water and the Association of Compost Producers to promote the Watershed Approach to landscaping.

The soon to be released "San Diego Sustainable Landscape Guidelines" provide the backbone for a package of homeowner Hands On Design Seminars and Turf Removal workshops. Here are some upcoming events you may want to participate in. Enroll early while space is still available.

### FREE Design Seminar

November 7, 2015 – Otay Mesa-Nestor Library

([tinyurl.com/g3-design-seminar](http://tinyurl.com/g3-design-seminar))

Building on the lessons taught in the popular California Friendly Landscape Training class, our three-hour Design Seminar will teach you the basics of plant selection, design aesthetics and plant water needs, followed by practice at designing YOUR landscape.



### FREE Turf Removal and Contouring For Rain Hands On Workshop

November 14, 2015 – North Clairemont ([tinyurl.com/g3-workshop](http://tinyurl.com/g3-workshop))

Learn best by doing? Let us show you in a real garden how to remove turf without the use of harmful chemicals, build healthy living soil, capture water from the roof and other hard surfaces and "slow it, spread it, sink it" into the landscape. You will be able

to replicate these steps in your own, or your neighbor's, yard, and you will get the sense of accomplishment that comes with creating another of these beautiful water- and environment-saving landscapes.



### Professional Training

January 24 & 25, 2016 – San Diego ([tinyurl.com/g3-professional](http://tinyurl.com/g3-professional))

Ready to move beyond the homeowner level? We offer a two-day EPA WaterSense Certified professional training in the Watershed Approach to Landscaping which covers the math and science behind the question "How much water does this landscape need?" 🌿

## WATERWISE BOTANICALS

### INVITES YOU:

#### Celebrate the Season at Their Annual Fall Garden Party

North San Diego County's "Waterwise Botanicals" Nursery & Gardens will be hosting their Fall Garden Party on Saturday, November 14<sup>th</sup>, from 9:00am to 3:00pm. This FREE event will highlight succulent experts such as Jeff Moore, owner of Solana Succulents and author of *Under the Spell of Succulents*, and our own Tom Jesch, of Waterwise Botanicals, who will both be featured speakers. They will be speaking on succulents... a popular, water-wise solution to a beautiful landscape, including care and maintenance. We will also feature Cindy Davidson, who will be leading a two-hour hands on workshop, creating a floral and succulent centerpiece. Attendance for the workshop must be reserved and is limited. This day is designed to celebrate the fall, as well as a time for learning and fun! Meet with fellow garden lovers at this exciting event. Enjoy being outdoors with friends, food, and fun as you explore 20+ acres of nursery, demonstration gardens, vendors, and a shade house full of treasures & gift items!



Waterwise Botanicals is a wholesale/retail nursery located in the beautiful rolling hills of North San Diego County, and is open to the public Monday through Saturday from 8am-5pm.

This is a FREE event! Please visit [TheFallGardenParty.com](http://TheFallGardenParty.com) for registration and more information. ☘

## FALL PLANTSTRAVAGANZA

### At The Water Conservation Garden

#### November 7 – Save the Date!

The Water Conservation Garden celebrates the fall planting season with the 2015 **Fall Plantstravaganza!**, on Saturday, November 7th from 10 am to 2 pm, with a special members-only preview sale from 9 am to 10 am. Memberships may be purchased at the gate.

The event aims to help San Diego gardeners make the most of the fall planting season with a plentiful mix of gardening experts and plants offered by local growers and nurseries. Visitors can attend workshops on gardening-related topics led by experts, plus visit exhibits staffed by knowledgeable Garden docents and guest exhibitors to learn about water-saving gardening, edible gardening, compost-making, gardening for butterflies and more.

Partner water agencies will join the fun to reveal a range of money-saving rebate opportunities for residents replacing thirsty landscapes with those that save water and are beautiful too. Personalized attention can be found at the "Ask the Designers" area for in-depth landscape design advice. For just \$20 for 20 minutes, a landscape designer or architect will assess a visitor's landscape and goals (through photos, diagrams, or dialogue) and recommend plants and design ideas that are a custom fit. Also, the Garden's gift shop will be overflowing with unique nature-inspired treasures that are perfect for gift giving.

Reservations for the ever-popular "Ask the Designer" consultations are recommended and can be made by calling 619-660-0614 x10. View a complete event program at [thegarden.org](http://thegarden.org). Those interested in exhibitor and/or sponsorship opportunities should contact Diane Owens, Director of Events at [diane@thegarden.org](mailto:diane@thegarden.org).

**Admission:** Members and Kids 12 and Under FREE; \$3 General Admission; Free Parking.

**Location:** The Water Conservation Garden, 12122 Cuyamaca College Drive West, El Cajon, CA 92019

**More info:** [theGarden.org](http://theGarden.org); 619-660-0614 ☘





# THE DIRT ON WATER BLOG

## To Fountain or Not to Fountain?

### That is the Question...

By Jeanne Meadow

Should you have a water feature during the drought?

During our extreme heat and drought where every drop of water counts, should we have some type of garden water feature? To fountain or not to fountain – that is the question.

The current rule is that a fountain must be re-circulating. Who knows what new restrictions could be coming up? So if you are considering adding a new one, don't make a big investment. If you want a water feature to attract birds, even a shallow tray will do; our flying friends are not picky.

Many of us have worked hard to turn our gardens into micro ecosystems with butterflies, larger birds, hummingbirds and beneficial insects. But guess what? They all need water. They will leave your garden in search of it, or die. How sad.

A few months back, to help cut water use, my husband and I decided to change our backyard fountain from a water feature to a repository for succulents. Then a funny thing happened; our little private oasis was losing its magic. We began to hear the rumblings from the local freeway, became acutely aware of the many everyday neighborhood sounds that encroached on our once peaceful garden.

The more we planned to shut it down, the more we appreciated it. We began looking at who else would miss our fountain. We knew that the local owls and their babies frequented it, as well as a hawk family. From time to time, a thirsty coyote might jump our six-foot fence to enjoy a drink. Then there are all the beautifully hued birds. Sometimes when I wake up in the morning, I'll look out through the bedroom window to see finches or scrub jays frolicking in the fountain. Then there are the bees, along with the occasional praying mantis and other flying insects. One time I even saw a rat in there, but hey, the rats will keep the hawks, owls and snakes fed... it's the circle of life.

We don't use any chemicals in our fountain, so it's safe for everyone, even our dog, who enjoys his daily outings to the fountain for a tall, cool one. Yes, you have to watch out for mosquitoes, so you can't just let the water collect. It's got to be kept moving, and clean. We add an organic straw pellet to the water, and clean the fountain regularly (weekly in the summer; twice a month in the winter).

Find a way to keep a water feature, like we did, even if it's just a small birdbath. You don't need to turn on the hose either; you can simply add water from a bucket in your shower. The birds, the bees, and the butterflies, along with all their friends, will thank you.

Visit my blog at [TheDirtonwater.com](http://TheDirtonwater.com) to see my latest rants or contact me at [Jeanne@jeannemeadow.com](mailto:Jeanne@jeannemeadow.com).



Barbara Raub

Fountain in Dannie McLoughlin's garden

### ▼ SDHS SPONSOR

GET A **FREE** ISSUE OF  
GARDEN DESIGN MAGAZINE WHEN YOU SUBSCRIBE

**PICTURESQUE HOMES & GARDENS**  
**PLANT-RICH IDEA-FILLED GARDENS**  
**PUBLISHED 4 TIMES PER YEAR**  
**ADVERTISEMENT FREE**

**11 COLORFUL CONTAINERS**  
CREATING LETTUCE-BASED LUSTERS

[WWW.GARDENDESIGN.COM/SDHORT](http://WWW.GARDENDESIGN.COM/SDHORT)  
or call to order  
**(855) 624-5110**  
Plus, \$12 of your order will be donated to the San Diego Horticultural Society

### ▼ SDHS SPONSOR

EST. 1970  
**GREATSOIL LLC**  
[WWW.GREATSOIL.COM](http://WWW.GREATSOIL.COM)

North County's Premium Supplier of  
Bark • Topsoils • Mulch • Sod • Seed

641 Rock Springs Road  
Escondido, CA 92025  
[www.greatsoil.com](http://www.greatsoil.com)

VISA  
MasterCard  
Discover

No Added Greenwaste

**Call Today! (760) 740-9191**  
HOME DELIVERY AVAILABLE

SAVE WATER  
APPLY MULCH

**Free Delivery on 10yds Bark or 15 yds Soil in San Marcos and Escondido**

<u>PREMIUM BARK</u>	<u>OTHER PRODUCTS</u>
Mini Fir Nuggets • Shredded Fir Medium Fir Nuggets 3/8" Fir Bark Shredded Redwood/Gorilla Hair Shredded Mulch - Coarse and Fine	Pumice • Perlite- #3 Decomposed Granite Black Lava Rock (small and large) Sand • Peat Moss Certified Playground Mulch Rubber Mulch
<u>PREMIUM TOPSOILS</u>	<u>SOIL AMENDMENTS</u>
Landscape Mix for Grass Planter Mix for Vegetable & other Gardens Container Mix for Greenhouse Plants Bio Retention Soil Palm Mix California Native Plant Mix Custom Mixes on Request	Nitrolized Shavings 1:1 Soil Rejuvenation and Grass Topper Soil Conditioner 1:3 Concentrated Extra Strength Gypsum

MARATHON SOD & MARATHON SEED

**10% OFF**  
for the members  
of SDHS



## MY LIFE WITH PLANTS

By Jim Bishop

*This is a continuing series of articles that chronicle Jim Bishop's experiences with plants and the effect they have had on his life.*

### Pool Be Gone – Part 3

*This is a continuation about challenges of creating a garden in Mission Hills.*

In the last two months I discussed how we came up with a design to replace our pool with a casita, stair tower and several garden rooms. This month I'll discuss the finishing touches to complete the area.

Scott and I did most of the tile work ourselves. However, when we got the stair tower, the angles and different sizes of the stairs proved to be too difficult to figure out. So we hired an expert to lay the tile. They were a bit slow in completing the job and left their tile saw here one weekend. We had a large pile of red S-style roof tile left over that had originally been on the pool house roof. We had retiled the pool house with a different tile style that matched the original construction of the house. I saw the tile and saw and thought why not cut the tiles in half and then lay them on top of the pool wall to protect it from the rain? The end result was the old leaning pool wall took on a much older and appealing look.

As construction proceeded, several changes were made along the way. Arched alcoves were added inside and outside the tower. While purchasing tile in Mexico, I found a concrete statue of San Miguel. The stairway in our house has a stained glass window of San Miguel, so we sort of considered him to be the patron saint of the house. I would add tile and paint the ceiling with gold stars in the alcove in the stair tower, copying a shrine I had seen in an old church. San Miguel was added to the arch on a small platform, along with a pot for the plant tags of all of the plants in the garden that had died. We christened it the *Shrine to the Dead Plant*.

The large gated archway that replaced the side gate couldn't be constructed in the purposed size due to an existing Monterey Pine in the way. The arch was built slightly smaller and a notch was made in the roof to go around the tree. (Eventually the tree was removed due



Keystone walls, bathtub fountain and sunken patio area

to all of the pine needle drop, as well as several disease problems the tree had.) All the white stucco looked too bleak, and so we painted the old retaining wall and pool wall a golden yellow color called *peanut butter*. A yellow color, *cornbread*; and a wainscot with a blue stripe, *blueberry*, at the top was added to inside the tower and casita. We had the thick wood rafters sandblasted and stained them in keeping with the food names for colors – *cappuccino*.

Towards the end of construction, we had a big rainstorm. All of the water from the house and patios above it previously had run down the retaining wall across the pool decking and through drainage holes in the sides of the pool wall. However, without the pool decking, the soil line was now well below the drainage holes and we ended up with the casita sitting in a small shallow lake. We decided the solution was to put two new drainage holes below the new soil level and construct French drains in the area to collect the water and pass them through the new holes under the pool wall. To save money, we did the work ourselves... Scott rented a jackhammer again and started digging. We were very surprised to find out that the footing for the leaning pool wall was four feet wide.

As I had mentioned in an earlier article, I had seen an article about Keystone Country Manor retaining wall blocks in *Sunset* magazine and had contacted RCP about purchasing some. They were in the process of making their first batch, but didn't want to sell them to me until they had fully cured. However, I persisted and we bought several pallets of blocks. We did break a few by throwing them over the retaining wall into the pool area. I had already decided that I wanted to build raised beds in the new garden area. The raised beds would be much easier to work in, show off the plantings better, and provide additional seating. We still had yards of dirt that we had thrown down the side of the hill several years earlier when we dug out the bathroom area under the house. So, we hauled all of this dirt back into the former pool area. We still needed more dirt, so we dug down several feet for the new pathways in the area. We then placed drainage pipes for French drains at the bottom and filled the walkways with several feet of the gravel that had been left over from when the pool was filled in.

We still weren't able to get enough elevation change for the water to run into one of the new pool wall drains. There were windows in the pool wall in this area, where you used to be able to watch the Sea World fireworks while in the pool. However, this no longer was possible since the raised beds made the windows too low and the top of the wall was now at eye height. So, we dug a sunken patio in the area with a seat wall around the outside. Next to the patio we dug



Scott and chimney tile

*Continued on page 17*



# WELCOME NEW MEMBERS

We encourage our 1300+ members to be active participants and share in the fun; to volunteer see page 2. A warm hello to these new members:

**We welcome Tejus Trivedi as our newest Sponsor; see ad on page 15.**

Jim Bauml & Stacy Schaefer	Carol Landry	San Diego Cactus & Succulent Society
Jill Hennes	Ginny March	Janet Segvich
Mark Johnson	Lou Renter	Gordon Woloson
Robert Kopfstein		

## HORT BUCKS ARE GREAT!

Kudos to these members whose friends joined in 2015; they earned Hort Bucks worth \$5 towards name badges, garden tours, dues and more! To get your Hort Bucks ask your friends to give your name when they join.

Diedre Avery (1)	Joyce James (1)	Kathy Puplava (1)
Jim Bishop (4)	Nelda Johnson (1)	Barbara Raub (2)
Deborah Brenner (1)	John Kramer (1)	Marylyn Rinaldi (2)
Bonnie and Ray Brooks (1)	Dannie McLaughlin (1)	Catherine Robinson (1)
Bruce Cobblestick (1)	Naomi McLean (1)	David Ross (1)
Sharon Corrigan (2)	Barbara Metz (1)	Tammy Schwab (1)
Shirey Doig (1)	Allison Miles (1)	Jeanne Skinner (1)
Claire Ehrlinger (1)	Francie Murphy (1)	Nan Serman (1)
Susan Getyina (1)	Cheryl Nichols (1)	Barbara Strona (1)
Marilyn Guidroz (3)	Ocean Hills Garden Club (1)	Paula Taylor (1)
Devonna Hall (1)	Joan Oliver (1)	Lynda Waugh (1)
Wyatt Hayes (1)	Laird Plumleigh (1)	Deborah Young (1)
Heather Hazen (1)	Deborah Polich (1)	

## SPONSOR MEMBERS (names in bold have ads)

<b>Agri Service, Inc.</b>	Columbine Landscape	<b>KRC Rock</b>	<b>Serra Gardens</b>
<b>Anderson's La Costa Nursery</b>	Cuyamaca College	Leichtag Foundation	<b>Landscape Succulents</b>
Aristocrat Landscape, Installation & Maintenance	Chris Drayer, ASLA	<b>Marilyn's Garden Design</b>	<b>Solana Succulents</b>
<b>Assoc. of Professional Landscape Designers, San Diego District</b>	www.EasyToGrowBulbs.com	Mariposa Landscape and Tree Service	<b>Southwest Boulder &amp; Stone</b>
<b>Barrels &amp; Branches</b>	<b>Evergreen Nursery Garden Design</b>	<b>Moosa Creek Nursery</b>	Sterling Tours
Benoit Exterior Design	Glorious Gardens Landscape	Multiflora Enterprises	<b>St. Madeleine Sophie's Center</b>
Briggs Tree Company	<b>Grangetto's Farm &amp; Garden Supply</b>	Nature Designs Landscaping	<b>Sunshine Care</b>
<b>Buena Creek Gardens</b>	<b>Greatsoil LLC</b>	Ornamental Gardens By Lisa	<b>Tejus Trivedi</b>
City Farmers Nursery	<b>Green Thumb Nursery</b>	<b>Pat Welsh</b>	The Wishing Tree Company
<b>Coastal Sage Gardening</b>	JTM Nutrients	Renee's Garden	<b>Walter Andersen Nursery</b>
	<b>Kellogg Garden Products</b>	Revive Landscape Design	<b>Waterwise Botanicals</b>
		<b>San Diego County Water Authority</b>	Weidners' Gardens
			Westward Expos

## LIFE MEMBERS \*Horticulturist of the Year

*Chuck Ades (2008)	Laurie Connable	*Brad Monroe (2013)	*Susi Torre-Bueno (2012)
*Walter Andersen (2002)	*Julian (2014) & Leslie Duval	*Bill Nelson (2007)	& Jose Torre-Bueno
Norm Applebaum & Barbara Roper	*Edgar Engert (2000)	Deborah & Jack Pate	Dorothy Walker
*Bruce & Sharon Asakawa (2010)	Jim Farley	*Kathy Puplava (2015)	Lucy Warren
Gladys T. Baird	Sue & Charles Fouquette	Tina & Andy Rathbone	*Evelyn Weidner (2001)
Debra Lee Baldwin	Caroline James	*Jon Rebman (2011)	*Pat Welsh (2003)
*Steve Brigham (2009)	Joyce James	Mary Rodriguez	Betty Wheeler
	Debbie & Richard Johnson	Peggy Ruzich	
	*Vince Lazaneo (2004)	Gerald D. Stewart	

## DISCOUNTS FOR MEMBERS

(see ads for more discounts)

Get a 15% discount at Briggs Tree Co. (www.briggstree.com; tell them to look up the "San Diego Hort Society Member" account).

Get a 10% discount at San Diego Botanic Garden on Family/Dual or Individual memberships. Just state you are a current member of SDHS on your membership form. It cannot be done online, so mail it in or bring it to the Garden. Info: skubrock@sdbgarden.org.

Join Grangetto's FREE Garden Club for coupons and tips delivered to your inbox. www.grangettos.com/garden.📧



## ENRICH YOUR LIFE! TAKE A CLASS AT SAN DIEGO BOTANIC GARDEN

From watershed gardening to greywater irrigation and abstract nature photography to raising your own backyard chickens, San Diego Botanic Garden has the classes you want to take in November! Here's a list of all of our terrific classes. Plan on taking one or all of them! Remember, SDBG members get a fantastic discount on classes all year long, in addition to being able to come and enjoy our beautiful Garden 364 days a year. To register, simply go online at SDBGarden.org/classes.htm or call 760/436-3036 x 201.

- **Watershed Gardens:** Learn How to retain rainwater and reduce run off. Sunday, November 8, 10 am – 11 am.



- **MEMBERS ONLY: Chickens and Your Garden:** Learn the basics of raising chickens in your own backyard and meet SDBG's hens. Saturday, November 14, 10 am – 11:30 am.
- **Abstract Nature Photography:** Explore the Garden with nothing but your camera or smartphone and your imagination. Saturday, November 14, 8:30 am – 12:30 pm.
- **Farmer's Market Watercolor Workshop with Helen Shafer Garcia:** Create a still life based on colorful farmer's market produce. Sunday, November 15, 9:30 am – 3:30 pm.
- **Succulent Mushroom Class:** Make your own unique miniature succulent mushroom for your garden or table. Tuesday, November 17, 9 am – 2 pm.
- **Laundry to Landscape:** Learn how to install an L2L greywater Irrigation System. Saturday, November 28, 10 am – 12 pm.📧

▼SDHS SPONSOR



Create a serene setting with landscape materials from SWB. Visit our two locations in San Diego.



Southwest Boulder & Stone  
Fallbrook - 760.451.3333  
Pacific Beach - 619.331.3120  
www.southwestboulder.com

▼SDHS SPONSOR

**SDHS MEMBERS SAVE 10% NON-SALE PLANTS**

**SERRA GARDENS**  
LANDSCAPE SUCCULENTS

AGAVES • ALOES • CACTI

**DROUGHT-TOLERANT • FIRE RESISTANT**

In sizes from 4-inch pots to 4-foot boxed specimens, Serra Gardens provides rare and unusual succulent plant material to members of the landscape trade, homeowners and hobbyists.

Open Tuesday through Saturday,  
8:00 a.m. to 4:00 p.m.

897 QUAIL HILL ROAD, FALLBROOK, CA  
**(760) 990-4762**  
WWW.CACTI.COM/SERRAGARDENS

SHOP FOR PLANTS. LEARN ABOUT SUCCULENTS.  
**cacti.com**

# LOVE TO GARDEN? LOVE THE SD COUNTY FAIR?



Lots of jobs are available for all shifts at the 2016 Paul Ecke, Jr. Garden Show June 3 - July 4.

Contact Coordinator  
Cindy Benoit @ 760-473-4244!

■ Real Dirt Continued from page 4



Donna Tierney

Tradescant's tomb

Garden Museum, you will be tempted by the wonderful smell of cakes and cookies baking. The museum has a small café that offers tea and sweets. This is a wonderful opportunity to relax, thumb through a gardening book, and be inspired.

**Bibliography:**

- library.puc.edu/pitcairn/bounty/wmbligh.shtml
- gardenmuseum.org.uk
- en.wikipedia.org/wiki/John\_Tradescant\_the\_elder
- easyweb.easynet.co.uk/~tasha27/chilham/events/pp2001/Tradescant.html

▼SDHS SPONSOR

## FIND A DESIGNER NEAR YOU!



Association of Professional Landscape Designers  
San Diego District

Go to **www.apldca.org** and type in your zip code.

APLD—Where Residential Landscape Design Begins



▼SDHS SPONSOR

## NORTH COUNTY'S MOST UNIQUE ASSISTED LIVING COMMUNITY



Call for a Personal Tour of our Homes, Greenhouse and Organic Fields.

858-674-1255 x 202

# SUNSHINE CARE

A Community of Assisted Living Homes

Member of the SD Horticultural Society

[www.sunshinecare.com](http://www.sunshinecare.com)

12695 Monte Vista Road  
Poway, CA 92064

Lic#374601087

*Specializing in Memory Care, Intergenerational Programs and Horticultural Therapy*

- 7 care homes on 32 acres featuring 5 organic gardens, a greenhouse, fruit orchards, and California wildflowers.
- Organically grown fruits, vegetables and herbs used in our home cooked meals.
- Only 15 minutes from Del Mar and La Jolla on Route 56.
- FREE ongoing *Garden Lecture Series* with Farmer Roy Wilburn. For serious garden enthusiasts. Join us monthly, on the 3rd Saturday, at 10:30 a.m.
- Composting & Vermiculture Program
- Award-winning Intergenerational *Seed to Table* Program.



▼SDHS SPONSOR

## Over 500 types of stone and boulder for your Water-Wise Garden.

Flagstone  
Pavers  
Pathway DG  
Boulders...  
and so much more...

Our creative and knowledgeable staff will help you make the best selections for the garden of your dreams.

# KRC ROCK

Natural Stone & Boulder Supply

San Marcos (760) 744-1036

Poway (858) 748-3953

Lakeside (619) 443-8153

1 800 KRC ROCK (1 800 572-7625) [www.KCRCRock.com](http://www.KCRCRock.com)

▼SDHS SPONSOR

## Great Results Start with Great Soil!



KelloggGarden.com is proud to support the San Diego Horticultural Society for a greener world



▼SDHS SPONSOR

## Garden Design and Maintenance

# COASTAL SAGE GARDENING

619 223 5229 [coastalsage.com](http://coastalsage.com)

▼ SDHS SPONSOR

Don't just dream it.  
Grow it!





Now offering a fast and no-mess solution to compost and mulch application with our blower delivery service.

**Compost • Mulch • Organic Recycling**

[www.agrerviceinc.com](http://www.agrerviceinc.com)      Julia Mattern  
[orders@agrerviceinc.com](mailto:orders@agrerviceinc.com)      (760) 216-3385

▼ SDHS SPONSOR

**-YOUR ORGANIC HEADQUARTERS-**  
 Quality Products • Expert Advice • Friendly Service

- Plant Food & Nutrients
- Amendments & Mulch
- Seed & Sod
- Veggie & Flower Packs
- Garden Tools
- Water Storage
- Irrigation
- Vineyard Supplies
- Echo Power Tools
- Bird Feeders & Seed
- Pest & Rodent Control
- Weed Control



**Visit Our New WEBSITE**  
**And Join The CLUB!!**




[www.grangettosgardenclub.com](http://www.grangettosgardenclub.com)  
 A growing database of articles, tips, how-to's, workshops and more!

ESCONDIDO 1105 W. Mission Ave 760-745-4671	ENCINITAS 189 S. Rancho Santa Fe 760-944-5777	VALLEY CENTER 29219 Juba Road 760-749-1828	FALLBROOK 530 E. Alvarado St. 760-728-6127
--	---	--	--

## SHARING SECRETS

Edited by Dayle Cheever

This column is written by you, our members! Each month we'll ask a question, and print your responses the following month. You can find copies of previous Sharing Secrets on our website at <https://sdhort.wildapricot.org/SharingSecrets?eid=1093874>. Also, you can continue the discussion by adding new replies online to Sharing Secrets topics. Here's your chance to comment on how the plants you mentioned two years ago are doing today, or to suggest another way to do something in the garden.

The question for November was: **With our interesting weather pattern, when will you start planting your fall/winter garden and what are you planting this year?**

**Roy Wilburn:** Here in the Poway gardens of Sunshine Care, we have been planting our fall veggies since mid-August. We managed to keep them alive during the heat spells and should have some nice broccoli, cauliflower, bok choy, and kale very soon. August and September were tough months for lettuce, but we should be harvesting around 40 pounds a week from now until the end of spring and into early summer. We are also in the process of redoing some of the landscaping with wildflowers and succulents. We tried in the middle of summer but were not very successful. We should be fine now that the weather has changed. Our low water users should be happy and quickly become established.

**Sharon Swildens:** Because I have lost so many plants (even natives) this year, I am in a holding pattern on planting. No bulbs, no trees, only potted plants that have been waiting for a spot to go in (due to impulse buying last year), will be planted (except an aloe I bought at the Palomar District of California Garden Clubs luncheon). It's re-evaluation time. I took out my grass last month and put in "walking" (1/8 inch stone). Now I need to find out the work (keeping the leaves off it) plus how hot the area will be with the stone reflection of the sun's rays. Also, I need to discover how to keep the night critters from digging up the surrounding wood chips and depositing the dirt and chips on my stone. Plus I need to know how much water I will save. (Poway).

**Susi Torre-Bueno:** It's still too hot to plant here in Vista as I write this in late September, but my mother-in-law, Evelyn Torre-Bueno, has already purchased some daffodils to plant in our veggie raised beds. She's done this for the last few years, but this year I think I'm going to put them inside some squirrel-proof wire baskets so they stay put. Once it cools off I'm going to start replacing virtually all the plants that died from the drought (even though we did water) with succulent cuttings from other parts of the garden. Our aloes did especially well, and most of the other succulents are also thriving. The foliage colors are beautifully varied and the hummingbirds are always around as one kind of aloe or another is in bloom all year. I plan to take *Agave attenuate* (foxtail agave, which has no spines) and plant a lot of offsets in large clumps on an especially steep slope for years of lovely blue-green foliage with no maintenance and almost no water needed.

**Dayle Cheever:** I have put off my fall vegetable garden until we have at least a couple weeks of cooler temps. Even at the beach it is too hot to plant the leafy greens that I look forward to all year. I know I would be able to keep them alive, but pouring water on the garden



does not sit well with me. I have moved more drought tolerant plants into my decorative beds and have been using rain barrel water to keep many of these plants happy. Fortunately the few, short rain events we have had, filled my rain barrel to the brim. If El Nino actually arrives I am planning on opening many, as yet unused flower seed packets and spreading them all over my yard to see what happens.

**Joan Kistner:** I just moved to the San Diego area from Minnesota, so I probably won't be planting anything this fall. I joined the Horticultural Society to learn about the new possibilities that aren't available in Minnesota. (92021)

**Marilyn Guidroz:** Thank you for the timely topic. I am recommending that we install new plants during the month of November. My personal garden is going to get some new fruit trees, since the gophers took some of mine out! Black Mission fig, low chill apple, and another pineapple guava. I am also preparing for some natives to be planted. Toyon (my favorite), Catalina cherry (my other favorite), and believe it or not, a California sycamore. The *Salvia mellifera* (Black sage) is also going to be coming to my native garden this year. Best of gardening to you all.

**Joan Braunstein:** Probably a cover crop. Maybe a few herbs to companion with volunteer tomatoes. (92103)

**Diana Shurtleff:** I have a fair-sized shower. I'm one of those people who likes to shower once a day. During the drought, as I watched all that water pour down the drain, especially while the water is heating up, it was really difficult. I thought "Hey, I can at least catch the water while it's becoming warm" So I bought a large, blue plastic bin to catch all the water while it's warming up. Not only that, I step out of the way while I'm lathering my hair and a few other times and all that water goes in the container as well. You wouldn't think it would add up to much but by the second shower, the bucket is full, which is about the equivalent of approximately 25 gallons of water. A little soap may get in, but not enough to worry about. During the summer I have a large patch of grass that dies back, since the sprinklers miss it and the heat is too much. It's all green this summer. If it weren't for that patch of grass I'd have more than 100 gallons stored by now, or more! I invested in a few rain barrels. Last rain, which by San Diego standards wasn't much, I got about 25 gallons. I have to distribute the water or my barrels will be full (3 of them) so my plants get much more regular watering than before. I have always fought rust on my roses, but with regular watering and pulling the leaves at first sight, it is no longer a problem. I'm the only one person in the house; I can't imagine how much water you could garner with a family of 3 or 4, or even just one more person.

**Dale Serafin:** If I can combat weed growth and win, it will be great. I planted Dymondia. I have no idea of what to plant in my raised garden planters. Please tell me. (92069)

**Cathy Tylka:** Planting or planning for next year... Well, let's start out with nurturing what ends up living in my garden and after it rains I will also propagate from living plants. I really want a fairy duster tree; they are messy but so pretty, so I will not plant it where it will be brought in on your feet. Also, I have problems growing bougainvillea, believe it or not, so I will try again, as it seems to be everywhere, except in my yard. Thanks for asking! (92026)

**Marilyn Wilson:** I'm planting anything and everything this fall, only after it starts to rain REGULARLY. I have been moving new purchases into larger pots to help them survive heat while they wait for a good planting time. (92084)

## ▼SDHS SPONSOR

### Medicare Questions? Free Resource

Your personal, FREE resource for all MEDICARE enrollment related questions and doubts. I am a San Diego based agent who represents multiple Top Tier Health Insurance companies. I will help you enroll into the right plan based on your needs.

Call Now: **858-410-0018** or email [tejus@eHealthAndLife.com](mailto:tejus@eHealthAndLife.com)



Tejus Trivedi, Licensed Insurance Agent, CA Lic # 0194851



## ▼SDHS SPONSOR

### Sophie's Organic Garden



By purchasing garden items from Sophie's Organic Garden you are providing the opportunity for over 400 adults with developmental disabilities who attend St. Madeleine Sophie's Center to discover, experience and realize their full potential.

**\$10 off with this coupon\***

2119 E. Madison Ave. | El Cajon, CA 92019  
[www.stmsc.org](http://www.stmsc.org) | 619.442.5129

Open Mon - Fri 8 to 4 (year round) and Sat 9 to 3 (Mar 15th - Jul 15th)

\*With purchase of \$50 or more

▼SDHS SPONSOR

<p>12755 Danielson Court Poway, CA 92064 (858) 513-4900 FAX (858) 513-4790 Open 9-5, 7 days a week</p>		<p>3642 Enterprise Street San Diego, CA 92110 (619) 224-8271 FAX (619) 224-9067 Open 8-5, 7 days a week</p>
<p>Free Garden Classes at both locations on Saturday mornings <a href="http://www.walterandersen.com">www.walterandersen.com</a></p>		

▼SDHS SPONSOR

*"It's the bible of local gardening."*

**Pat Welsh's**  
**SOUTHERN CALIFORNIA**  
**ORGANIC GARDENING:**  
**Month-By-Month**

COMPLETELY REVISED AND UPDATED  
Available at select nurseries  
and bookstores everywhere

Published by Chronicle Books  
[www.PatWelsh.com](http://www.PatWelsh.com)



▼SDHS SPONSOR

	<p><b>Solana Succulents</b> • Rare &amp; Exotics • Container Gardens</p>
<p>Jeff Moore</p>	
<p>355 N. Highway 101 Solana Beach, CA 92075 (858) 259-4568 <a href="http://www.solanasucculents.com">www.solanasucculents.com</a></p>	
	
<p>10% Discount for SDHS Members with this ad</p>	

▼SDHS SPONSOR

Steve & Shari Matteson's  
**BUENA CREEK GARDENS**  
*Not Just a Plant Nursery, A Botanical Destination!*  
*Visit our website for details about special activities and sales.*

**WINTER HOURS: 9am - 4pm Friday, Saturday & Sunday**



418 Buena Creek Road  
San Marcos, 92069  
(760) 744-2810  
[www.buenacreekgardens.com](http://www.buenacreekgardens.com)

10% discount for SDHS members

**Steve Zolezzi:** I have started seeds to plant beginning November 1st. I will be looking to do divisions of some plants, mostly succulents, and see what favorite nurseries have available that doesn't need lots of water. In anticipation of a wet winter I'm amending soil for good drainage and laying in organics for good root growth. Most important will be sacrifices to the gods, so that it all comes together as planned. (92021)

**Laird Plumleigh:** As Yogi Berra said, "The future ain't what it used to be." I am sitting in front of my computer perspiring and have not a clue as to how to deal with the coming "winter" and "spring." I would suggest that gardeners refer to a somewhat similar El Niño climate in the late 1990s and plan on that module and then factor in Global Warming.

**Donna Gottfried:** I have planted a cherimoya tree and two raised beds of fall garden veggies, including turnip, rutabaga, kohlrabi and one fall tomato. To increase my success with this heat, I purchased two inexpensive patio umbrellas and cut fabric out between every other spoke, to provide partial shade to new plants, so they can get established. Raised beds are irrigated on a timer with drip tubing between rows of veggies. (92024)

**Chris Elliott:** Succulents. (92078)

**Paula Suttle:** I planted a Chinese Flame tree a month ago or less and hope that I am watering it enough. As soon as the weather cools I want to buy more lemonade berry bushes and exciting natives. I have planted them the last three months, sporadically but have lost about half. In the middle of the last rainfall (we got one inch, or so in Poway) I threw out 2 large packages of native/drought tolerant flower seeds!

**Ken Selzer:** Fall vegetables in raised beds: onions, radishes, herbs, shallots, leeks, peppers. Any good resources available for help with problems that occur with the vegetable beds? (92024)

**Kathleen Voltin:** October 10th I transplanted seedlings of beets, sugar peas, Walla Walla onions, and bunching green onions. I also sowed carrot seeds and marigolds. I put some garlic cloves in the ground. I am trying some sweet potato plants; they are about 10 inches tall. I put a few dried pineapple tops in containers. (92111)

**Susan Oddo:** The promised El Niño means and auspicious time to plant natives. The abundant rainwater should give them an opportunity to develop deep, healthy root systems in preparation for surviving our increasingly hot summer and fall days. Typically, El Niño years come in twos, which should further strengthen them, as well as give them time to develop a large enough crown to shade their roots. That shade also means a better chance for surviving the low humidity, high heat months that seems to be our new normal. Natives can go in as soon as it starts to cool down. If you are looking to add trees, the early spring, after danger of frost is past, will be a good time to do so. Trees absorb CO<sub>2</sub>, clean the air of pollutants, add oxygen to our atmosphere, cool the temperature of your garden by as much as 10 degrees Fahrenheit, reduce the need for air conditioning by as much as 50 percent, and they slow ground water evaporation, keeping plants moist longer. Our own tree book is a terrific source for selecting the right tree mix for San Diego gardens. (92029)

**Diane Bailey:** I am planting nothing until the weather cools off, if it ever does.

**Polly Martin:** I am waiting until the end of October to plant my raised bed with greens for salads. Last year I had organic lettuce from my garden all winter. (92026)



**Kathleen Arciero:** Gosh, with this hot weather we're putting on hold so many activities in our garden. Doing some demo work on the slope, planning the front yard renovation. I see us turning to more friendly succulents and water-wise plantings. We'll be doing lots more container gardening, like we did last spring.

**Gerald D. Stewart** says while he is only now beginning to figure out his gardening priorities for the near future, he knows he will be adding startlingly colorful variegated and colorated moderate-growing shrubs to his Kaleidoscopic Hedge, anticipating that the potential El Niño rains will help them get well established before next year's heat. Plus, for fun, a late start planting sweet peas; and getting one of the greenhouse benches back in order to provide a space for newly acquired dwarf zonal pelargoniums and to overwinter what's left of the coleus collection. (92084)

**Nikki Alexander:** I will be planting next month with Aloe, Agave, Palo Verde, Sumac and Silk Oak trees; Euphorbia tirucalli, canna lilies and iris, with a couple of unknown cactus mixed in for fun. I am in a high desert community and we are fortunate to have our own well water, but conservation is preached and practiced. (92536)

**Katrin Utt:** At last counting I have 77 rose bushes. My resolution is to resist the urge to buy more roses! Instead I am planning to put in some more bulbs. 🌱

■ **My Life with Plants** Continued from page 10

a hole and put the old bathtub that was left over from when we had remodeled the upstairs bathroom.

As we dug near the retaining wall, we hit concrete several inches down that extended seven feet into the garden. This would not work for growing plants. I called the contractor to complain that all of the pool decking had not been removed. He explained that this was the footing for the 15-foot tall retaining wall and could not be removed since it supported the wall. So we purchased a truckload of topsoil and raised the area another three feet.

We had problems finding someone to do the ironwork for the handrail in the stair tower, two of the arches in the casita, and the side gate. We hired someone, paid them a deposit, and never heard back from them. When we called their phone number, it was disconnected. I was interviewing someone else to complete the ironwork when the original ironworker showed up. Their shop had burned down, but they finished the ironwork in Mexico and were there to install it!

Finally, we had to tackle the small wall at the top of the retaining wall. The original wall was an ornamental concrete block with a very 1950s look. It also was too short, with a drainage gutter running in front of it. We were always afraid someone would trip and fall over it into the pool area. We had the wall removed during the pool demolition. Luckily, the Country Manor retaining wall blocks fit perfectly in the gutter space. Four large pilasters were constructed at intervals along the wall, and we hired the second ironworker to make an iron banister that ran between them. Atop the pilasters were placed four large blue pots filled with succulents.

*Next month, the plants finally go in...*

~~~~~  
Jim Bishop is President of the San Diego Horticultural Society and a garden designer. 🌱

▼ **SDHS SPONSOR**

*Specializing in Low Water Gardens!*



Marilyn's Garden  
Design

MarilynsGardenDesign.com  
760-224-9188

▼ **SDHS SPONSOR**



**California's  
Native Plants**

Available at your local  
garden center

www.moosacreeknursery.com  
**760-749-3216**

▼ **SDHS SPONSOR**



**Nursery, Maintenance  
& Design**

*Unusual plants, pottery and gifts*

**10% discount for SDHS members**

**Barrels & Branches**

**Open daily 8am to 5pm**  
1452 Santa Fe Drive, Encinitas  
(760) 753-2852  
www.barrelsandbranches.com




▼ **SDHS SPONSOR**



**Anderson's La Costa  
Nursery & Design Center**

**10% Discount for  
SDHS Members**

400 La Costa Avenue  
Encinitas

Open to the Public

Daily 9am to 5pm  
(760) 753-3153  
andersonslacostanursery.com

hear President Jim Bishop's remarks with high hopes of being called as a door prize winner.

The prizes this year were especially nice. Many thanks to the following for donating: **Marcia Van Loy, Garden Design Magazine, Cielo Foth, JTM Nutrients, Farmer Roy/Sunshine Care, Jeanne Meadow, Agri-Service and Ray Brooks.**

Of course, a party for volunteers needs even more volunteers to keep things running smoothly. Our gratitude goes to this most excellent team for handling it all with ease from start to finish: **Bonnie & Ray Brooks, Barbara & Bill Weiler, Marcia Van Loy, Roy Wilburn, Cathy Tyłka, BJ Boland, Joan Braunstein, Kathy & Tony Arciero, Barbara Patterson & Dennis Coates, Susan Swift, Connie Forest and Taylor Pagan.**

Speaking of spirit, I want to give special thanks to a long-time volunteer who epitomizes a WYN-ing spirit. Board member **BJ Boland** is always ready to lend a helping hand, no matter the job, the hour or the location. Whatever is asked of her, she agrees with a smile: "Oh, sure, Patty. Whatever You Need!" That's the attitude that keeps SDHS chugging along. Thanks, BJ! 🙏



Barbara Raub (2)

Eva Raines won the veggie basket donated by sponsor Sunshine Care

Below: One small area of Mary's marvelous garden



## OCTOBER 2015 PLANT DISPLAY

By Susi Torre-Bueno

### What is the Plant Display?

Each month members bring in plants, cuttings or flowers and put them in blue bottles on our display tables. What a great way to see what plants grow well in our area. EVERYONE is invited to participate. All plants are welcome. Write descriptions similar to those below, and put them with your plant(s).

Join the fun and bring something to the next meeting. We thank those people who brought in plants to show to other members.

**Now available FREE on our website – all 20 years worth of plant descriptions! Go to [tinyurl.com/Plant-Descriptions](http://tinyurl.com/Plant-Descriptions).**

**The plants listed below were displayed; all have been previously described.**

What's that in front of the plant name? Plants marked 3 are fully described in the *SDHS Plant Forum Compilation*, available online for FREE at [tinyurl.com/Plant-Descriptions](http://tinyurl.com/Plant-Descriptions).

Can you spot the phony plant this month? The phony plant in the October newsletter was *Salvia malodorous* NOXIOUS-SCENTED SAGE.

- 3 Aster 'Nana Hearn' (Sue Martin, Pt. Loma, 10/15)
- 3 Gardenia sp. or cv. (Marilyn Wilson, Vista, 10/15)
- 3 *Gaura lindheimeri* (Marilyn Wilson, Vista, 10/15)
- 3 *Hypoestes aristata* RIBBON BUSH (Sue Fouquette, El Cajon, 10/15)
- 3 *Hypoestes aristocrata* ROYAL RIBBON BUSH (Plant Nutt, El Cajon, 10/15)
- 3 *Jatropha integerrima* SPICY JATROPHA, PEREGRINA (Marilyn Wilson, Vista, 10/15)
- 3 *Ruttya fruticosa* (Marilyn Wilson, Vista, 10/15)

Aster 'Nana Hearn'



Donna Tierney



## OCTOBER MEETING REPORT

Nan Sterman - Hot Colors, Dry Garden

By Donna Tierney

Gardener, author, designer, and television personality Nan Sterman presented a preview of her upcoming book, *Hot Colors, Dry Garden*, to be published by Timber Press in 2017. She said that the inspiration for the book came from her many conversations with people who wanted to eliminate lawns and plant more drought tolerant plants. However, they feared the gardens would be dry, woody, colorless, and boring!

Most of us love colorful gardens and seek out those primaries: red, purple, orange, green, yellow, and blue. Nan showed pictures of gardens throughout California that proved that drought tolerant gardens can be colorful and beautiful. There are many plants available in nurseries today that are not thirsty and provide great color. Researches are rushing to develop more and more interesting and colorful drought tolerant plants.

Nan offered the following design points:

- Plant groups of plants with the same color together to magnify the color.
- Use complimentary colors together (blues/yellow/orange/purple).
- Place plants with similar watering needs in zones to facilitate irrigation set up.
- Use plants of similar colors, but different textures, to provide interest and amplify color.
- Use painted walls (terracotta, sand, blue, gold) behind gardens to "pop" plant colors.
- Combine succulents, Mediterranean plants, Australian plants, bulbs, and cacti in gardens for interest, color, and structural appeal.
- When using Australian plants, remember that they do best then planted in native soil that is more acid than alkaline, can not tolerate phosphorus, like to be watered by drip instead of overhead sprinkling, and don't like summer water.

Nan's presentation showed us that the possibilities for adding color and interest to drought tolerant gardens are endless. For inspiration about dry plants that have hot colors, check out the following websites:

[shutterstock.com/s/succulent+garden/search.html](http://shutterstock.com/s/succulent+garden/search.html)

[dreamstime.com/photos-images/agave-plant.html](http://dreamstime.com/photos-images/agave-plant.html)

[oznativeplants.com/plant/Grevillea.html](http://oznativeplants.com/plant/Grevillea.html)

## SUBSCRIBE TO GARDEN DESIGN AND GET A FREE ISSUE!

Our sponsor *Garden Design* magazine has a special offer for members. Use the link in their ad on page 9 and get a FREE issue of this exceptional publication when you subscribe. subscribe by November 30 and they'll donate \$12 to SDHS for our Balboa Park restoration project. Every quarterly issue has 132 pages with no advertisements, expert insights, outstanding gardens showcased with inspiring stories and splendid photos, new plants, garden tours, and much more!



## THANK YOU DOOR PRIZE DONORS

We thank the following for their generous door prize donations:

Green Thumb Nursery (see inside front cover)

Ray Brooks (hand-turned wooden bowl)



Susanna Pagan designed this hot colored dry garden - learn more from her at the November meeting.

## San Diego Floral Association

*Gardens, Floral Design, Community since 1907*

## Centennial Events 2015

## SAVE THE DATES

**Botanical Building Tours**  
throughout 2015

**Kate Sessions**  
**Birthday Celebration:**  
November 7, 2015

**Festival of Trees:**  
December 4-5, 2015



**Join the Fun Fund!**

For more information on each event and to donate to the Fun Fund visit [sdfloal.org/centennial.htm](http://sdfloal.org/centennial.htm)

1650 El Prado #105,  
San Diego, CA  
92101-1684



## PACIFIC HORTICULTURE Vancouver & Victoria Tours

Join us in Vancouver, the world's most livable city, and Victoria, named 2015 International Garden Destination of the World. We will visit top public gardens and a collection of private gardens including Thomas Hobb's personal estate and his Southlands Nursery, called a "must see" by Martha Stewart. We'll be based at the legendary Fairmont Hotel in Vancouver and the boutique Hotel Oswego in Victoria. Garden visits include Dr. Sun Yat-Sen Classical Chinese Garden, VanDusen Botanical Gardens, Bloedel Conservatory, Abkhazi, and Butchart (shown here) – one of the world's premier floral display gardens.



Or join us next July in sunny Oaxaca, home to 16 different ethnolinguistic groups. At the Guelaguetza festival, members of these groups wear their traditional clothing and perform folk dances that are unique to their region. We'll also explore gardens, culture, art, architecture and cuisine of colonial Oaxaca, staying in a small 19th century traditional style hotel with lovely terraces.

Mark your calendar for Bali & Singapore in September 2016. We'll visit top public and private gardens while enjoying vibrant cultures and exotic cuisine.

PacHort believes in supporting the power of gardens and SDHS is a Pacific Horticulture Partner. Visit [pachort.org](http://pachort.org) for more tour info or to subscribe to *Pacific Horticulture* magazine. A special rate of \$24 is available for new and renewing members using discount code SDHS2015. ☘

## NOVEMBER 7 NEW MEMBER ORIENTATION


See the finished garden – invitations were emailed to new members



Tile work in casita – see page 10

## SDHS Nametags

**Sturdy magnet-back nametags are just \$10**



To order go to <https://sdhort.wildapricot.org/Shop> or buy one at any monthly meeting.

25 Years Experience in So. California



**Daniel F. E. Cannou**  
Consulting Horticulturist

**Sunset Horticultural Services**  
(760) 726-3276

Professional solutions to problems  
with plants, soil and irrigation

Landscape renovation  
Complete landscape care

## Sunshine Gardens

**It's time to plant ... Come on Down!**

*We have just about everything the gardener in you is looking for:*

- ☛ Bedding Plants    ☛ Shrubs
- ☛ Citrus            ☛ Houseplants
- ☛ Vegetables      ☛ Fertilizers
- ☛ Soils             ☛ Seed
- ☛ Trees            ☛ Pottery

*When you're here also visit  
Elizabethan Desserts & Twigs by Teri*

**SUNSHINE GARDENS**  
ENCINITAS  
155 Quail Gardens Drive  
Encinitas  
(760) 436-3244

**www.sunshinegardensinc.com**

**Open 7 Days Monday-Saturday 7:00-5:00; Sunday 9:00-4:00**




## What's Happening? for NOVEMBER 2015

The SDHS is happy to publicize items of horticultural interest. See other side for resources & ongoing events.  
Send calendar listings by the 10th of the month before the event to Neal King at [calendar@sdhort.org](mailto:calendar@sdhort.org).

### ▼ SDHS Sponsor

## DISCOVER EVERGREEN NURSERY



Landscaping? Relandscaping?  
Just Sprucing Up Your Yard?

### WHY PAY MORE?

BUY DIRECT FROM THE GROWER AND SAVE!

### ONE STOP SHOPPING

Incredible selection. Over 500 varieties on 400 acres.  
From small color packs to huge specimen trees.

### DRIVE THRU SHOPPING

Use your car as a shopping cart!!!



### UNBEATABLE VALUE

The discount houses and depots can't compete  
with our grower direct prices.

### Come on out and see for yourself!

- 1 gallon plants starting at \$3.50
- 5 gallon plants starting at \$10.00
- 15 gallon plants starting at \$39.00

PROMPT DELIVERY AVAILABLE

### Hours - call to confirm

ALL LOCATIONS:

Monday – Saturday, 7:30 a.m. to 5:00 p.m.

Sunday 9:00 a.m. to 5:00 p.m.

## Free Monthly Seminar

First Saturday of every month

Starting at 10am at two locations: Carmel Valley and Oceanside

### November 7, 10am Waterwise Landscaping with Succulents and Natives

Create a beautiful landscape with succulents and natives without it looking like a desert. Yes, it can be done and you'll also use a lot less water.

Each FREE seminar is approximately 1 hour long. Come to the location nearest you! Refreshments will be provided. Seminar attendees receive a coupon for an instant discount for any purchases made the day of the seminar!

To view our entire seminar schedule and check our hours of operation, visit us at

[www.evergreennursery.com](http://www.evergreennursery.com)

Send questions and comments to:  
[info@evergreennursery.com](mailto:info@evergreennursery.com)

### Three Convenient Locations:

#### CARMEL VALLEY

13650 Valley Rd.  
(858) 481-0622

#### OCEANSIDE

3231 Oceanside Blvd.  
(760) 754-0340

#### EL CAJON

9708 Flinn Springs Rd., (619) 443-0873

## Events at Public Gardens

❖ **Alta Vista Gardens** Contact info on other side  
See [www.avgardens.org](http://www.avgardens.org) for events & classes

❖ **San Diego Botanic Garden** Contact info on other side  
**November 8, 10-11am, Watershed Gardens:** Retain rainwater and reduce runoff pollution. Learn how to design a landscape or transform your existing landscape into a watershed garden. Members \$30, non-members \$36. Register by October 30.

**November 17, 9am-2pm, Succulent Mushroom Class:** Take home a beautiful succulent Mushroom that you make yourself. Members \$45, Non-members \$54. Fee includes materials. Register by November 13.

**November 28, 10am-noon, How to Install a Laundry to Landscape (L2L) Greywater Irrigation System:** Learn how to turn your laundry waste water into a resource again by irrigating your garden. Members: \$70; Non-members: \$84. Register by November 20.

### ❖ The Water Conservation Garden

Contact info on other side. For ALL events below, register online or at (619) 660-0614.

**November 7, 10am-noon, Solana Center's Free Composting Workshop:** Registration and Info: [www.solanacenter.org](http://www.solanacenter.org).

### **November 7, 10am-2pm, Plantstravaganza:**

**See page 8.** The event aims to help San Diego gardeners make the most of the fall planting season with a plentiful mix of gardening experts and plants offered by local growers and nurseries.

**November 15, 10-11am, Free Special Access Tour:** Have trouble navigating the terrain of The Garden? Explore The Garden from the comfortable Verbeck Shuttle with a Garden Docent. This tour seats only 4-5 people. Advanced reservations required. Call 619-660-0614 x16.

**November 21, 10am-noon, Faux Artistic Rock and Boulder Making:** DIY and enhance your landscape with artistic rock and boulder art. Members free, non-members \$10.

## Events Hosted by SDHS Sponsors

Please thank them for supporting SDHS!

### ◆ Barrels & Branches Classes & Workshops

Info: [www.barrelsandbranches.com](http://www.barrelsandbranches.com). See ad on page 17.

◆ **City Farmers Nursery** – see [www.cityfarmersnursery.com](http://www.cityfarmersnursery.com)

◆ **Evergreen Nursery: FREE Seminar** Details in left column

◆ **Sunshine Care FREE Seminar Each Month**

**Nov. 21, 10:30, Plant a Centerpiece for the Holidays.**

RSVP: (858) 472-6059 or [roy@sunshinecare.com](mailto:roy@sunshinecare.com).  
[www.sunshinecare.com](http://www.sunshinecare.com). See ad on page 13.

◆ **Walter Andersen Nursery FREE Saturday Classes**

Details at [www.walterandersen.com](http://www.walterandersen.com); address in ad on page 15.

#### Point Loma, 9am

Nov. 7 Organic Pest Control

Nov. 14 Birds in the Garden

Nov. 21 Azalea & Camellias

#### Poway, 9:30am

TBA

TBA

TBA

◆ **Waterwise Botanicals FREE Fall Garden Party:**

**SEE PAGE 8 for details.** Nov. 14, 9am to 3pm, speakers, plant displays, workshops, more! See [www.TheFallGardenParty.com](http://www.TheFallGardenParty.com) for information & registration..

◆ **Weidners' Gardens classes & workshops**

See [www.weidners.com](http://www.weidners.com) or call (760) 436-2194.

## Next SDHS Meeting

November 9:

## Design Ideas for Small Spaces

See page 1 & website for details

More garden-related events on other side

## Other Garden-Related Events:

Check with hosts to confirm dates & details

**Free Workshop: Details on page 2**

### Companion Plants for Succulents

**Saturday, November 7**

Get some great ideas on interesting plants to grow with your succulents. As you walk around a garden that has been redesigned to create a water wise landscape, you'll have the opportunity to see real examples of drought tolerant trees and shrubs that have been planted along with succulents.

To register go to [www.sdhort.org](http://www.sdhort.org) and click on the workshop link.

**Nov. 4, 6 - 8pm, Solana Center's Free Composting Workshop:** Stone Brewing World Bistro & Gardens at Liberty Station, 2816 Historic Decatur Rd. #116. Registration and info: [www.solanacenter.org](http://www.solanacenter.org).

**Nov. 7, Free Design Seminar, SEE PAGE 7:** Three-hour Design Seminar will teach you the basics of plant selection, design aesthetics and plant water needs, followed by practice at designing YOUR landscape. Otay Mesa-Nestor Library Info/register: <http://www.tinyurl.com/g3-design-seminar>

**Nov. 7, 4:30-7:30PM, Kate Sessions Birthday Celebration, SEE PAGE 8:** Hall of Champions in Balboa Park. Info: [www.sdfloal.org](http://www.sdfloal.org).

**Nov. 10 Dos Valles Garden Club:** New Technologies and Equipment for Water Efficient Irrigation Systems. 31020 Cole Grade Road, Valley Center. Info: [www.dosvallesgardenclub.org](http://www.dosvallesgardenclub.org).

**Nov. 11, 9am, Poway Valley Garden Club:** Temecula Olive Oil Company will discuss the process of making oils and vinegars. 14134 Midland Rd. Poway. Info: [www.powayvalleygardenclub.org](http://www.powayvalleygardenclub.org) or contact us at (858) 204-9027.

**Nov. 11, 10am, Point Loma Garden Club:** Holiday Floral Design Show. Non-members \$20. 2818 Avenida de Portugal. Info: [www.plgc.org](http://www.plgc.org).

**Nov. 14, 9am - 4pm, Sustainable Living Institute:** Creating an Oasis with Rainwater and Greywater. Whole Day Workshop \$50, Morning Session (Laundry to Landscape) \$25, Afternoon Session (Rainwater Harvesting) \$25. The address will be sent out to all registered participants. Info: [www.sdsustainable.org](http://www.sdsustainable.org).

**Nov. 14, 1:30pm, Mediterranean Garden Society Meeting, SEE PAGE 7:** At the Huntington; tour the New California Garden.

**Nov. 14, FREE Turf Removal and Contouring For Rain Hands On Workshop, SEE PAGE 7.** Let us show you in a real garden how to remove turf without the use of harmful chemicals, build healthy living soil, capture water from the roof and other hard surfaces and "slow it, spread it, sink it" into the landscape.

### Do you belong to a club or organization whose events aren't listed above?

For a FREE listing (space permitting) send details by the 10<sup>th</sup> of the month BEFORE the event to Neal King at [calendar@sdhort.org](mailto:calendar@sdhort.org).

For an extensive list of garden club meetings and events, visit [sdfloal.org/calendar.htm](http://sdfloal.org/calendar.htm)

## Resources & Ongoing Events:

**ALTA VISTA BOTANIC GARDENS:** Open Monday-Friday 7:00-5:00; 10:00-5:00 on weekends. Fee: members/free; non-members/\$2. 1270 Vale Terrace Drive, Vista. Info: [www.avgardens.org](http://www.avgardens.org) or (760) 945-3954.

**SAN DIEGO BOTANIC GARDEN:** (formerly QUAIL BOTANICAL GARDENS): Open daily 9-5 (closed Thanksgiving, Christmas, New Year's Day); 230 Quail Gardens Dr., Encinitas. Fee: \$14/adults, \$10/seniors, \$8/kids 3-12; parking \$2. Free to members and on the first Tuesday of every month. (760) 436-3036; [www.SDBGarden.org](http://www.SDBGarden.org).

**THE WATER CONSERVATION GARDEN:** Open 9-4 daily, FREE. Docent-led tours every Saturday at 10:00am. 12122 Cuyamaca College Drive West, El Cajon, (619) 660-0614 or [www.thegarden.org](http://www.thegarden.org).

**MISSION TRAILS REGIONAL PARK:** Guided hikes Wed., Sat. & Sun. Visitor Center open 9-5, off Mission Gorge Rd., San Carlos, (858) 668-3275.

**MASTER GARDENER HOTLINE:** Gardening questions answered by trained volunteers Mon.-Fri., 9-3, (858) 822-6910, [www.mastergardenerssandiego.org](http://www.mastergardenerssandiego.org).

**SAN ELIJO LAGOON CONSERVANCY:** Free 90-minute public nature walk 2nd Saturday of each month start at 9:00 am. Call (760) 436-3944 for details.

**DESERT WILDFLOWER HOTLINE:** Anza-Borrego Desert State Park: (760) 767-4684. Info., events, road conditions, etc.: (760) 767-5311 or [www.desertusa.com/wildflo/wildupdates.html](http://www.desertusa.com/wildflo/wildupdates.html).

**WILDFLOWER HOTLINE:** March to May call the Theodore Payne Foundation hotline: (818) 768-3533 for info. on blooms in Southern California and elsewhere; visit [www.theodorepayne.org](http://www.theodorepayne.org).

### BALBOA PARK:

**Offshoot Tours:** FREE 1-hr walking tour in Balboa Park every Sat., 10am. Meet at Visitors Center; canceled if rain or less than 4 people. (619) 235-1122.

**Botanical Building** is one of the world's largest lath structures, with 1200+ plants and lavish seasonal displays. FREE. Open Friday-Wednesday, 10am to 4pm.

**Botanical Library:** Room 105, Casa del Prado, Mon.-Fri. and first Sat., 10am-3pm, FREE. Info: (619) 232-5762.

**Japanese Friendship Garden:** Tues. to Sun., 10-4. Fees: free 3<sup>rd</sup> Tuesday; \$5/family; \$2/adult, \$1/seniors/students; (619) 232-2721, [www.niwa.org](http://www.niwa.org).

**Canyoneer Walks:** FREE guided nature walks Saturday & Sunday. (619) 232-3821 X203 or [www.sdnhm.org](http://www.sdnhm.org)

**Balboa Park Ranger Tours:** FREE guided tours of architecture/horticulture, Tuesdays & Sundays, 1pm, from Visitors Center. Info: (619) 235-1122.

**San Diego Natural History Museum:** Exhibits, classes, lectures, etc. (619) 232-3821; [www.sdnhm.org](http://www.sdnhm.org).

**S.D. Zoo:** Garden day 3rd Friday of every month from 10am. Pick up schedule at entry. Info: (619) 231-1515, ext 4306; [www.sandiegozoo.org](http://www.sandiegozoo.org).

### Garden Radio Shows:

**Garden Compass Radio Show (local).** Saturday 9-10am. XEPE 1700AM radio, hosts Bruce and Sharon Asakawa, John Bagnasco. Call-in questions: (619) 570-1360 or (800) 660-4769.

**GardenLife Radio Show (national).** Saturday 8-9am and Sunday 8-10am. KCEO 1000AM radio, hosts Bruce and Sharon Asakawa, John Bagnasco. Call-in questions: 866-606-TALK. Hear it streaming live on [lifestyletalkradio.com](http://lifestyletalkradio.com). GardenLife shows are also archived at [www.lifestyletalkradio.com](http://www.lifestyletalkradio.com).

### San Diego County Farmers Markets

[www.sdfarmbureau.org/BuyLocal/Farmers-Markets.php](http://www.sdfarmbureau.org/BuyLocal/Farmers-Markets.php)