

This brochure gives a general guide to the products available and their application. Sovereign has a complete range of products for the protection and conservation of wood from fungal infection and insect attack.

Sovereign Technical Department will be pleased to help with detailed information and advice



Contents

1	Development Policy and contents page
2	Sovereign Wood Preservatives
3	Off-Site Pre-Treatment or On-Site Treatment
4	Usage Charts
5	Characteristics of Insect Attack
6	Characteristics of Fungal Attack
7	Technical Data Table
8	Technical Training Courses
9	Dry and Wet Rot Specifications
10	Timber Treatment Specification
11	Health And Safety

Development Policy

Sovereign Chemicals' longstanding commitment to develop the safest, most effective products continues to keep us at the forefront of timber preservation technology.

Sovereign Chemicals is on record as the first company to introduce Permethrin as a safer alternative to Lindane and then to follow this in 1998 with the introduction of Flurox, an insect growth regulator (IGR) and the first insecticide with no mammalian neuro-toxicity.

As well as making the active ingredients safer, by constant innovation Sovereign has made major advances in delivery application techniques. In place of traditionally used solvents such as white spirit, active ingredients are now incorporated into water based micro emulsions, eliminating fire hazard and the environmental problem of solvent evaporation.

Our search for the best environmental solutions to timber preservation has now led to the introduction of **Water Soluble Sachets**. These are a new generation of preservative in a highly concentrated form contained in a soluble bag. **Waste and disposal costs are drastically reduced, operator safety is improved and there is no contaminated packaging to be disposed of as Special Waste.** The sachet is dropped directly into the mixing vessel without handling or pouring the concentrates. As the sachet contains a precisely measured quantity of concentrate, it is easy to ensure that the solution is made to the correct strength.

Selecting Sovereign products means you are choosing the most efficient, safest and cost effective solution for your timber preservation needs.

WOOD PRESERVATIVES

Protection Guarantee

There are several types of guarantee available within the Timber Treatment Industry, some of which can be misleading. Insurance backed guarantees may in reality be 20 year Term Assured Guarantees, giving the underwriters the option, at the end of each Assured Term, normally 3 years, to refuse further cover for the remaining guarantee term. In this case a percentage of the original premium is returned, less an administration fee, **leaving the householder without cover.**

However, since 1983 SOVEREIGN has offered a **30 year Protection Scheme Guarantee** for timber treatment. For a small premium of the contract price, SOVEREIGN provides guarantee protection should the original Contractor cease to trade, die, or become bankrupt.

Approved Contractors

Where Timber treatment is carried out by Sovereign Approved Contractors, then Protection Scheme Guarantees are available. Sovereign Approved Contractors are available Nationwide and can be located in the Yellow pages either under Woodworm and Dry Rot or Damp Proofing, or by contacting our Head Office.

Training courses for operators, surveyors and Continued Professional Development are available for those associated with the industry. See page 9 or contact our Approved Contractors Department on:
Tel 01229 870800,
Fax 01229 840870,
or e-mail Tech@sovchem.co.uk

Certificate of Treatment

This is issued by the timber supplier or manufacturing joiner to certify that the timber supplied for which anti-fungal treatment was specified, has been treated against fungal attack using SOVEREIGN Wood Preservatives in accordance with B.W.P.D.A. requirements.

SOVEREIGN Wood Preservatives and method of treatment conform in full to the B.W.P.D.A. requirements for the preservative treatment of timber as specified in:

B.W.P.D.A Manual 1986

B.R.E. TECHNICAL NOTE 24 1967 (Revised 1982)

Registered House Builders Handbook.

Users of treated timber are reminded that the durability of timber is also dependent upon proper handling and installation. As we have no control over site conditions or installation, no further liability is accepted by Sovereign Chemicals Ltd.

Off Site PRE-TREATMENT		On Site REMEDIAL OR PRECAUTIONARY TREATMENT	
Application Method		Application Method	
Dip Tank or Immersion ▶	Dipcoats	Timbor Rods	◀ Implantation
Brush or Spray ▶	Timber Preservatives	◀ Brush or Spray	
Brush or Spray ▶		◀ Brush or Spray	
Double Vacuum Impregnation ▶	Sovac F/I	Deepkill Paste	◀ Gun, Trowel or Brush

Pre-Treatment	Remedial Treatment
<p>The pre-treatment of timber is normally carried out before installation.</p> <p>The treatment may be done on site or in the workshop.</p> <p>A range of products is available for application by spray, brush, dip tank, vacuum impregnation.</p>	<p>An even greater range of products is available to deal with the wide variety of problems posed by timber which has already been attacked by fungal infections or by insects. The steps involved in treatment are:-</p> <ul style="list-style-type: none"> ❖ A survey of the premises to identify the fungus and/or insects causing the problem. ❖ Correcting the cause of the damage by preventing further moisture ingress. Dehumidifying, improving ventilation and removing damaged timber, etc. Chemicals are a useful weapon in a well planned campaign, but not a complete solution in themselves. ❖ Establishing whether chemical treatment is needed and selecting the safest and most effective products available.

USAGE CHARTS.

Pre-Treatment Products

	INITIAL PROTECTION JOINER SHOP TO INSTALLATION	FOR TIMBER TREATED & PRIMED IN WORKSHOP	DOUBLE VACUUM TREATMENT	TIMBER FENCING AND SHEDS (MEDIUM TERM)	TIMBER FENCING AND SHEDS (SHORT TERM)	UV PROTECTION	PRIMING PROPERTIES	PAINTABLE/ STAINABLE
Low Odour FLX F/I	√			√			√	√
Sovereign Dipcoat / Sovaq Dipcoat	√	√		√		√	√	√
Sovac F/I			√	√				√
Coloured Timber Preservatives		√		√	√	√	√	√ (except brown)
Clear Timber Preservative		√			√			√
Clear Timber Preservative – Water Repellent	√			√				√
Sovaq FLX F/I & I		√						√

Sap Stain

Sap stain, or blue stain, is found in the sapwood of softwoods and some tropical hardwoods. These fungi generally occur in freshly felled logs or fresh sawn timber, and permanent staining can be visible in service.

In sawn timber, good drying practice, supplemented by preservative treatment, is essential to prevent sap/blue stain. Preservatives containing Propiconazole fungicide, such as Sovaq Dipcoat, are recommended. Other preservatives containing Propiconazole are listed in the Product Selector Chart.

Remedial and Precautionary Treatment

INFESTATION/DECAY	Wet rot	Dry rot	Common furniture beetle (Woodworm)	Powder post beetle	Death watch beetle	House longhorn beetle	Wood-boring weevils
PRODUCT							
Deepkill Paste	√	√	√	√	√	√	
▶ Sovaq FLX I			√	√	√	√	◆
▶ Sovaq FLX F/I	√	√	√	√	√	√	◆
▶ Sovaq Fungicidal Wall Solution		√					
Timbor Rods	●	●					











▶ THESE PRODUCTS ARE ALSO AVAILABLE IN WATER SOLUBLE SACHET FORM

Sovaq Micro FLX F/I is a dual purpose product in that it contains both an insecticide and a fungicide. Use Sovaq Micro FLX Insecticide for an insect attack if the timber is dry and is expected to remain so.

- ◆ *Wood boring weevils will only attack damp decayed timber and treatment is not necessary as the infestation will die out rapidly as the timber dries out. However, they will migrate to other rooms and treatment would eradicate them.*
- *Inserted into timber which is susceptible to moisture ingress, e.g. window frames.*

Characteristics of Insect Attack

The following table contains the key points to identifying wood boring insects where insecticidal treatment is usually needed if **the attack is active.**

Insect		Emergence holes	Bore dust	Comments
 4mm approx	Common furniture beetle <i>Anobium punctatum</i>	 1-2 mm	Lemon shaped pellets. Gritty when rubbed between the fingers	Softwoods and European hardwoods. Mainly to sapwood unless area is damp. Adults are attracted to windows and white surfaces.
 5mm approx	Death watch beetle <i>Xestobium rufovillosum</i>	 Approx 3mm	Disc or bun shaped pellets. Gritty when rubbed between the fingers	Sapwood and heartwood of partially damp and decayed hardwood, mainly oak.
 6mm approx	Powder post beetle <i>Lyctus brunneus</i>	 1-2 mm	Cream coloured, very fine, feels talc like when rubbed between the fingers.	Not found in softwoods. Found in furniture and block or strip flooring. Well developed attack will leave a thin veneer on surface.
 10 - 20mm	House longhorn beetle <i>Hylotrupes bajulus</i>	 Oval holes 6-9 mm	Sausage shaped pellets. Gritty when rubbed between the fingers	Attacks sapwood of softwoods, particularly roofing timbers. Presently restricted to Surrey.
 3-5mm approx	Wood-boring weevils <i>Pentarthrum huttoni</i> , <i>Euophryum confine</i>	 Small, ragged Approx. 1 mm	Very small granular pellets	Wood must be decayed and damp. Liable to move to other areas if wood starts to dry. No treatment required other than dry out timber, unless used to eradicate insect while the timber is drying out.

The purpose of remedial treatment is to achieve an initial penetration to eradicate most of the infestation. The remaining larvae will have to pass through the treated areas to emerge. Some will survive and emerge after treatment has taken place, but further infestation will not be possible.



ANSWERS

Get an assessment first.
Sovereign Chemicals, in line with the requirements of the COSHH Regulations, recommends the use of the least hazardous insecticides and fungicides, *if treatment is deemed to be necessary* - note that many chemicals have now been superseded.
Our Guarantee is simply the best !

FREQUENTLY ASKED QUESTIONS.

What is it?

Is it an active attack?

Can it be treated?

Does it need chemical treatment?

Is the treatment safe?

Is there a guarantee?



Characteristics of Fungal Attack

Providing the moisture content remains below 20% fungal attack will not develop.

This fungus causes decay primarily under conditions of restricted ventilation and high humidity, the optimum moisture content for decay being 25-40% moisture content.



Dry rot can remain active in timber down to 20% moisture and once established can attack dry timber. It can penetrate through brickwork and masonry and behind plaster, decaying any timber en-route. For the treatment of masonry/subsoil, the use of Sovereign Fungicidal Wall Solution should be considered. (see TDS04).

Dry rot (*Serpula lacrymans*)

FUNGI	FRUIT BODIES	MYCELIUM/STRANDS	TIMBER
Dry rot <i>Serpula lacrymans</i>	Fleshy soft plate. Yellow maturing to red with white or grey margin. Produces masses of red spores which settle everywhere.	White sheets of mycelium with patches of yellow/lilac especially when exposed to light. Also produces strands which are white or grey up to 6mm thick. When dried out becomes brittle.	Decays to dull dark brown, very light and crumbles easily. Deep cracks along and across the grain with cuboidal cracking. Often distorts shape of affected timber.

Wet rot

There are many species of wet rot but all require relatively high moisture levels in timber (above 30%) for development. Unlike dry rot any wet rot will be restricted to areas of high moisture content.

WET ROT	FRUIT BODIES	MYCELIUM/STRANDS	TIMBER
Cellar fungus <i>*Coniophora puteana</i>	Olive green/olive brown. Flat with lumps. Rarely found	Slender vein like. Yellowish but brown/ black when mature. May be on timber or wallpaper or tile backing.	Most common fungal attack. Cuboidal cracking which is often hidden under a thin skin of sound timber.
White pore or mine fungus <i>*Fibroporia vaillantii</i>	Lumps, sheets or plates. White/cream to yellow. Numerous minute pores.	White/cream sheets or fern like growths. The strands, white to cream remain flexible.	General to softwood. Damage similar to dry rot but timber is lighter in colour and cracks are not as deep
+Donkioporia expansa	Thin, hard, brown or buff. Looks like wood in layers with pores	Yellow to red brown thick felted growth. Follows contours of timber. No strands.	Normally found on hardwood especially oak. Timber becomes bleached and lint like. Looks stringy with white fibres.

As the treatment of dry rot is more extensive and therefore more expensive than wet rot treatment, it is essential that correct identification is made.

* These are also known as brown rots because of the colour of the affected timber after the cellulose has been attacked.
 + These are called white rots because they remove both cellulose and lignin which leaves the affected wood fibrous and pale in colour.

Full Technical Data Sheets(TDS) and Safety Data Sheets(SDS) are available on request using the identifying codes in the end two columns in the table below.

Technical Data Table

Water Based Micro Emulsion Preservatives	Activity Fungicide=F Insecticide=I	Scope Curative=C Preventative=P	Coloured	Active Ingredients	HSE No	ORDER CODE	Pack Size	Approx. Coverage	TDS No	SDS No
Sovaq FLX FI	F,I	C,P		FLUROX, IPBC, PROPICONAZOLE	6509	S4	1 litre makes 25l ready for use	4 m ² /litre	TDS 02	SDS 02
Sovaq FLX I	I	C,P		FLUROX	6510	S5	1 litre makes 25l ready for use	4 m ² /litre	TDS 03	SDS 03
Sovaq Dipcoat	F	P	√	IPBC, PROPICONAZOLE	7495	581,582, 583,584	25, 200 litres	4 m ² /litre	TDS 01	SDS 01
Fungicidal Wall Solution	F	C,P		IPBC	7446	19	5 & 25 litres Dilutes 1:4 with water	4 m ² /litre	TDS 04	SDS 04
Sovaq FLX Fungicide-Insecticide Sachet	F,I	C,P		FLUROX, IPBC, PROPICONAZOLE	7557	S7	187 grams Two sachets makes 25l ready for use	4 m ² /litre	TDS 05	SDS 05
Sovaq FLX Insecticide Sachet	I	C,P		FLUROX	7585	S8	135 grams One sachet makes 25l ready for use	4 m ² /litre	TDS 06	SDS 06
Sovaq FWS Biocide Sachet	F	C,P		IPBC	7562	S9	167 grams See TDS for usage.	4 m ² /litre	TDS 07	SDS 07
Solvent Based Preservatives (Ready for use)										
Low Odour FLX F/I	F,I	C,P		FLUROX, IPBC, PROPICONAZOLE	6828	L7	5, 25 litres	4 m ² /litre	TDS 09	SDS 09
Sovac FI	F,I	C,P		PERMETHRIN, IPBC	5232	V1	200 litres	4 m ² /litre	TDS 10	SDS 10
Sovereign Timber Preservative	F	P	√	THGBB	3807	13,15,16	5, 25 litres	4 m ² /litre	TDS 11	SDS 11
Green Timber Preservative	F	P	√	PROPICONAZOLE	7103	17	5, 25 litres	4 m ² /litre	TDS 12	SDS 12
Sovereign Dipcoat	F	P	√	IPBC	6337	DP,DPM D3	25, 200 litres	4 m ² /litre	TDS 13	SDS 13
Deepkill	F,I	C,P		PERMETHRIN, IPBC	6084	20	10 litres	1.25 m ² /litre	TDS 14	SDS 14
Misc										
Timbor Rods	F	C,P		DISODIUM OCTABORATE	4627	RR	pack of 100	As Required	TDS 08	SDS 08

TDS=Technical Data Sheet.SDS=Safety Data Sheet.The Control of Substances Hazardous to Health Regulations applies to the use of these products at work.

The natural beauty of wood can be further enhanced and protected with the use of **Sovereign SX70/AQ70 Woodstains**. Available in a range of colours Sovereign SX70/AQ70 has been protecting wood for 20 years. For Further information please see Technical Data Sheet number TDS 15



TECHNICAL TRAINING COURSES.

Sovereign Technical Department carry out one day training seminars at various locations around the country. There is also a residential three day training course at Head Office for people wishing to take the C.S.R.T examination, with a one day refresher available prior to the examination. **In 2005 this course will take place on 9, 10 & 11 May.**

DPC/TT/TANKING TRAINING COURSES

DPC = DAMP PROOF COURSE. TT = TIMBER TREATMENT. HEY'DI = TANKING.

NB. One day courses for timber treatment and damp proofing are fully **CPD APPROVED**

2005 Contractor Training Courses

South East	North East	Midlands	South West	Scotland	North West
1 Feb DPC	12 Jan DPC	6 Apr DPC	23 Feb Heydi	18 May DPC	20 Apr DPC
8 Feb TT	19 Jan TT	13 Apr TT	2 Mar DPC	25 May TT	27 Apr TT
15 Mar Heydi	8 Jun Heydi	30 Nov DPC	9 Mar TT	19 Oct Heydi	4 May Heydi
21 Sep DPC	7 Sep DPC	7 Dec TT	5 Oct DPC	16 Nov DPC	2 Nov DPC
28 Sep TT	14 Sep TT		12 Oct TT	23 Nov TT	9 Nov TT

We also carry out two 30 minutes technical seminars that are **CPD Approved** at Direct Contact Exhibitions that are held around the United Kingdom. Dates and locations are available from Head Office or your Area Representative.

26 Jan London		16 Mar Edinburgh		18 Oct	Newcastle
2 Feb	Preston	26 Apr	Tiverton	19 Oct	Leeds
3 Mar	Cardiff	29 Jun	Nottingham	3 Nov	Bath
8 Mar	Southampton	13 Sept	St Albans		

**To book courses, or to confirm venues,
contact Ivy Greenhow on 01229 870800**



Any limitations/restrictions and special considerations that may apply should be included in the survey report/quotation/estimate.

DRY ROT TREATMENT SPECIFICATION

1. Eradicate causes of dampness and promote rapid drying out of the structure to establish permanent cure. Ensure there is adequate ventilation, especially to sub floors and roof voids.
2. Cut out and remove decayed timber to a distance of 0.5 m beyond the last sign of decay as a safety margin. This may be increased for vulnerable timber like wall plates and less for floorboards and adjacent timber. If structural timbers are affected organise a structural survey. Where the removal of lightly infested timber will be disproportionately costly, then in situ treatment with Sovereign Deepkill Paste may be possible, providing the timber is structurally sound and can be permanently brought below 20% moisture content.
3. Cut away plaster and rendering and remove skirting, linings, architraves, bond timbers, etc. on infected masonry to a minimum distance of 0.5 m beyond the last sign of infection.
4. Remove mycelium from exposed masonry and clean down with a wire brush.
5. Surface spray exposed masonry, etc. with Sovereign Micro FWS.
6. Irrigation of masonry by application via holes drilled into masonry may be carried out to reinforce surface spraying to:-
 - A. Establish a 'cordon sanitaire' around the outbreak to protect woodwork in close vicinity or where full stripping out is not feasible.
 - B. Saturate the base of an infected wall lacking a damp course.
 - C. Where timber is embedded and cannot be removed then a 'cordon sanitaire' is the only practical answer. Such timber should also be treated with Sovereign Deepkill Paste and be identified separately in quotations and exempt on guarantees if the timber moisture content cannot be brought permanently below 20%.
 - D. Other special circumstances such as infected party walls.
7. Isolate all timber from damp oversite or masonry soil, etc. by using a damp proof membrane. Oversite should be cleared of timber, debris and paper, etc. Spraying the oversite may not always be justified under C.O.S.H.H. Regulations.
8. All replacement timber to be pre-treated in accordance with BS5268 1989, or given two brush applications of Sovereign Sovaq Micro Fungicide/Insecticide. All ends and surfaces of timber cut and worked after treatment to be re-treated by 2 liberal brush coats.
9. All existing timber in infected area to be cleaned and spray treated to saturation on all surfaces with Sovereign Sovaq Micro Fungicide/Insecticide at the rate of 1 litre per 4-5 m² of flooring and 2 litres per 4-5 m² of roofing area. Deeper penetration to vulnerable timber such as wall plates can be achieved by using Sovereign Deepkill Timber Paste at the rate of 0.5-1.0 kg/5 m² surface area or 20-40 kg/m³ of timber.
10. Gauging liquid for sand:cement renders may incorporate Sovereign Micro FWS:water 1:4 as a further precaution during drying out period.

WET ROT TREATMENT SPECIFICATION

1. Eradicate cause of dampness and promote drying out of the structure to establish permanent cure. Ensure there is adequate ventilation, especially for sub floors and roof voids.
2. Cut out all decayed wood to 0.5 m beyond last sign of attack as a safety margin.
3. Clean timber in situ.
4. Clean up site. Remove decayed timber from site.
5. Isolate all timber from damp oversite or masonry soil, etc. by using a damp proof membrane. Oversite should be cleared of timber, debris and paper, etc. Spraying the oversite may not be justified under C.O.S.H.H. Regulations.
6. All replacement timber to be treated in accordance with BS5268 1989. All ends and surfaces of timber cut and worked after treatment to be retreated by 2 liberal brush coats of Sovereign Sovaq FLX Fungicide/Insecticide or by immersion in an organic solvent preservative to BS5707 before fixing.

7. If the timber will dry out in less than 8 weeks no further treatment is necessary. Where there is doubt then all existing timber in the infected area to be spray treated on all surfaces to saturation with Sovereign Sovaq FLX Fungicide/Insecticide at the rate of 1 litre per 4-5 m² of flooring and 2 litres per 4-5 m² of roofing area. Deeper penetration to vulnerable timber such as wall plates, can be achieved by using Sovereign Deepkill Paste (bodied mayonnaise type emulsion) at the rate of 0.5-1.0 kg/5m² surface area or 20-40 kg/m² of timber.

TIMBER TREATMENT SPECIFICATION FOR WOOD BORING INSECT ATTACK

FLOORS

1. Lift two lines of floor boards, one each parallel and nearest to the skirting boards at both sides of the room at right angles to the joists in the treatment areas.
Lift complete lines of floorboards at approximately 0.5 m spacings across total width/length of treatment areas.
2. Clean down all accessible surfaces of floorboards, joists and wallplates by vacuum cleaner and brushing.
Substantially weakened timber must be replaced with pre-treated timber where necessary. Remove dust and debris from treatment area.
3. Treat all accessible timbers by applying under pressure, Sovereign Sovaq FLX Insecticidal Fluid to saturation at the rate of 1 litre per 4-5 m² flooring area. This should be doubled for roof voids. Special attention should be paid to treatment of end grain areas.
4. Treat both surfaces of lifted floorboards and relay.

Other considerations:-

- A. Common Furniture Beetle - Where infestation is more than 30% of timber cross section, consider using Sovereign Deepkill Paste.
- B. House Long Horn - Use Sovaq FLX Insecticide or Sovereign Deepkill Paste.
- C. Deathwatch Beetle - (i) Attack to sapwood, use Sovereign Sovaq FLX Insecticide.
(ii) Deep penetration, as (i) above or use Sovereign Deepkill Paste, and/or drill and inject Sovaq FLX Insecticide/Sovereign Deepkill Paste into cavities. Resolve problems with associated moisture ingress/fungal attack.
- D. Lyctus Powderpost Beetle. Where this is an active attack replacement rather than treatment will normally be necessary. Sovaq FLX Insecticide and/or Sovereign Deepkill Paste can be used after removing any protective coating, e.g. varnish.
- E. Wood Boring Weevils. These will only attack damp, decayed timber and eradicating the damp problem will remove the infestation. The insects may migrate to other rooms and Sovaq Micro Insecticide will resolve this possibility, but should only be undertaken at the client's instruction.

Roof Treatment - Floored or Unfloored

2 + 3 For "Floorboards, Joists and Plates" substitute "Roof Void Timbers".

Interior Joinery

Carefully ease skirting, picture rail, architrave, etc. as indicated in the report, away from its fixing. Apply insecticide to unpainted surfaces and through flight holes. Re-fix and make good.

Stairs

Treat all accessible surfaces. Inject insecticide through old flight holes, (include joinery specification) if possible. Where access to the area is not possible, then drill through risers and treat using a back spray nozzle.

Justification

Under C.O.S.H.H. Regulations treatment can only be **justified** to 300 mm beyond the last evidence of flight holes. Extensions for '**precautionary**' treatment must be at the client's instructions.

Health and Safety

Before using Sovereign Wood Preservatives, carefully study the detailed product safety data sheets, available from Sovereign Technical Department on request. Sovereign safety data sheets will help you decide on the best way to protect operatives, customers, the general public, domestic animals, wildlife and protected species such as bats.

Legal Requirements

Legislation governing the storage, transport and use of chemicals is always liable to change and generally becomes stricter. To avoid falling foul of the law it is important to keep your information up to date.

Health and Safety at Work

The Health and Safety at Work Act 1974 puts a duty on both employers and employees to protect the health and safety of themselves and anyone else who may be affected by their work. It also gives the force of law to a wide range of Regulations and Codes of Practice.

COSHH

The use of chemicals at work is subject to the Control of Substances Hazardous to Health (COSHH) Regulations. They require a written justification of the application and an assessment of possible hazards and necessary precautions to be taken. Sovereign Technical Department can help you to meet these requirements with detailed product information and advice.

Further guidance can be found in "The Safe Use of Pesticides for Non Agricultural Purposes – Approved Code of Practice L9" (ISBN 0 11 885848 4).

Control of Pesticides

The Control of Pesticides Regulations 1986 give the HSE power to approve substances for use as pesticides. Only approved Pesticides may be used. Approval may be either for general use or for use

only by trained operatives. Approval can be, and often is, withdrawn so it is important to be sure that the pesticide you are using is still approved. Sovereign Technical Department can advise you. The instructions on the labels of pesticides are not just advisory but are legal requirements.

Wild Life

Bats are protected under wildlife and Countryside Act 1981. Before treating any structure used by bats, or if bats are discovered during the course of the work, the appropriate authority must be consulted, i.e. English Nature, Countryside Council for Wales or Scottish Natural Heritage

Storage

The storage of pesticides and hazardous materials is covered by the Control of Pesticides Regulations 1986 (COPR). For guidance see HSE Guidance Note CS 19 "Storage of Approved Pesticides – Guidance for Farmers and other Non Professional Users" (ISBN 0 11 885406 2).

Transport

All Sovereign Wood Preservatives are exempt from the Carriage of dangerous Goods Regulations 1996 (with the exception of solvent based products supplied in 200 litre drums). However, Wood Preservatives should be kept safe and secure to prevent damage during transit, and segregated from the driver/passenger and never transported with foodstuffs. A fire extinguisher should be carried in the vehicle if transporting solvent based products.

Say...  **SOVEREIGN**
For your Building Needs

Your
Sovereign
Depot

HEAD OFFICE
SOVEREIGN CHEMICALS LTD
Park Road
Barrow-In-Furness
Cumbria LA14 4QU
Tel: 01229 870800 Fax: 01229 870850
Web Site: www.sovchem.co.uk
Email: sales@sovchem.co.uk

SOVEREIGN CHEMICALS LTD
Unit 6, Airfield Industrial Estate
Newport Road
Seighford
STAFFORD ST18 9QE
Tel: 01785 282040 Fax: 01785 282102

SOVEREIGN CHEMICALS LTD
Unit 5,
Unicone Works
Rutherglen
GLASGOW G73 1LY
Tel: 0141 6479117 Fax: 0141 6477244