



Development of a tool/process for AT Country Capacity Assessment – aims:

- To develop a **validated approach** for assessing a country's capacity for AT provision
- To publish an **WHO tool**: *WHO Assistive Technology Capacity Assessment Tool (ATA-C)*
- **Impact** at a country level:
 - Implementation in at least 10 countries
 - Develop National action plans in at least 5 countries
- Use findings to **inform**:
 - AT2030 rapid country investment programme (2-3 countries)
 - Future ATscale investment




Benefits of a globally validated approach to Country Capacity Assessment

- Increased country-level awareness on AT
- Support country's AT planning process
- Track progress
- Identify investment opportunities
- Support business case for investing in AT
- Improve our global, strategic understanding of the impact of different sectors

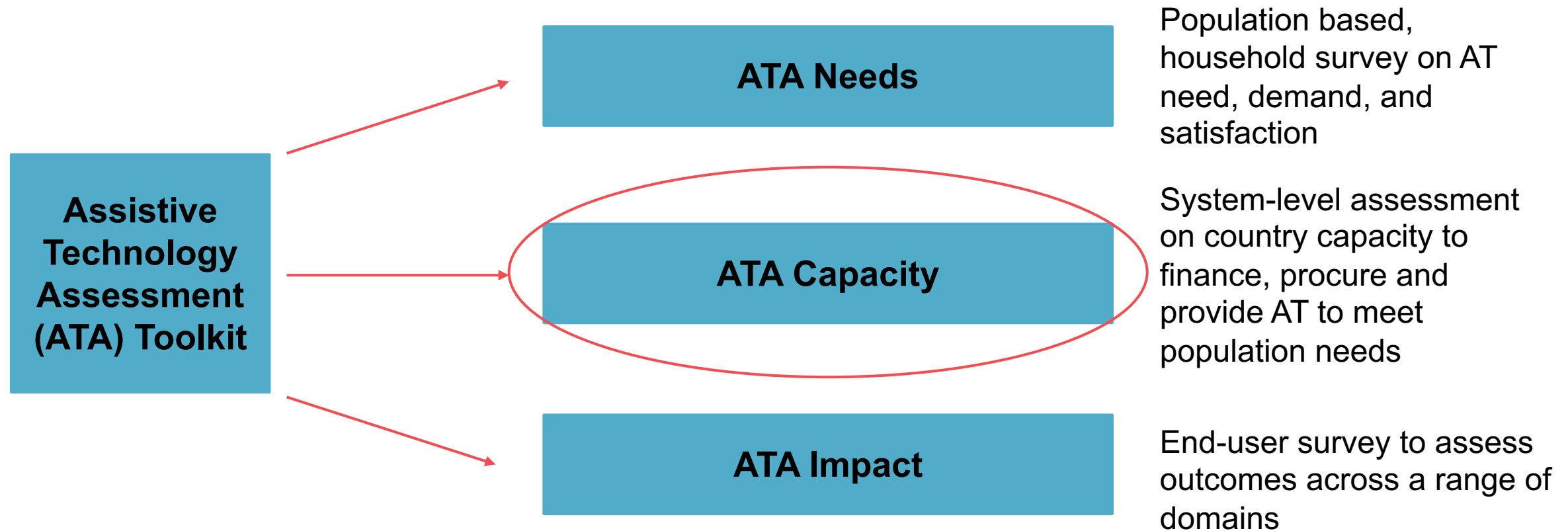


First steps to decision-making

- 1 Understand **population need** for AT.
- 2 Understand the **current and potential capacity** a country has to finance, procure, and provide AT.
- 3 **Estimate the gap** between population need and country's capacity to meet the need.
- 4 **Prioritize** strategic actions to bridge the gap.



WHO Assistive Technology Assessment (ATA) Toolkit (in development)




Introduction to ATA-C

- A **system-level** assessment tool on the current state of AT access in a country
- Designed to be implemented **in collaboration with MoH and related ministries** – their leadership is key to successful, sustainable actions towards improving access


Objectives of the ATA-C:

- **Awareness raising:** Improve a country's knowledge and understanding of their current AT landscape, specifically, their capacity for AT financing, procurement and provision
- **Support policy and programme design:** Information obtained from this assessment should support development of National AT strategies or Action Plans



ATA-C Content

- 1 **Stakeholder** – Identify relevant AT stakeholders in the country or region; understand roles and programs related to AT.
- 2 **Policy and Financing** – Capture existing AT policies, and AT financing schemes/programs, alongside financing schemes/programs that could potentially be used for future AT financing.
- 3 **Product and Procurement** – Map the availability of assistive products in the country or region, how quality is assured, and assistive product procurement and supply processes
- 4 **Human Resources** – Understand the availability and distribution of general and AT-related health workforce, formal training program for the corresponding workforce, and existence of AT related training in the country or region.
- 5 **Provision** – Map the service delivery processes that provide AT, which include policies or guidelines for prescribers and providers, and entities and facilities that provide AT.
- 6 **Population Data** – Identify what information systems exist that collect information related to AT, the prevalence of functional limitations and health conditions where AT is commonly needed.
- 7 **User perspective** – Capture the experience of users and their challenges in access




ATA-C Elements

ATA-Capacity Tool

- **Instruction manual** that helps focal persons and respondent understand intentions for each question, key definitions, and how to navigate the survey
- **Excel Data Entry** to record data and information collected throughout the capacity assessment
- **Questionnaires** for the different stakeholder groups

ATA-C Supporting Materials

- Overview PPT deck to introduce the ATA-C
- Guidance/template for written report for country stakeholders
- Sample stakeholder workshop agenda
- Template for country action plan



Instruction Manual

| | |
|--|--|
| Introduction | The tool's background and purpose |
| Definitions of frequently used terms | Explain key terminologies used throughout the assessment tool to ensure consistent understanding of concepts |
| Guide for country focal person | Provides a thorough explanation of the ATA-C implementation process, including a list of potential stakeholders to be involved |
| Answers to frequently asked questions | Provide guidance to commonly asked questions regarding the planning and data collection process |
| Instructions to complete the Data Entry Sheet | Explain the intention behind each question. Detailed instructions on each question's purpose and guidance (instructions + notes) on how to answer a question Guide the collection and compilation of contact information of assistive product suppliers, as well as respondents and data sources for the assessment |
| Sample interview guides and questionnaires | Provide a framework for systematic information gathering while meeting with stakeholders, to be used as a reference for the focal person and adapted as needed |
| Appendices | Summarize the product categories and relevant workforce, functional limitations, health conditions of interest, as well as supporting documents requested throughout assessment |



Guide for country focal person and sample interview guides and questionnaires

Guide for country focal person

Selecting key stakeholders by priority (within government, non-government, international organizations and other relevant stakeholders)

Sample questionnaires ordered in priority (**essential** questions first)


To adapt and give to each key stakeholder interview

To be modified to only include the relevant Q's for each stakeholder

OR

To be given to all stakeholders, emphasizing that they should only answer the identified relevant questions (highlighted)

Sample interview guides and questionnaires are not exhaustive and should not limit the work of the local focal person, being adapted as needed to fit the context, according to the purpose and aims of the tool and the **Instruction Manual**.



Data Entry Sheet

WHO ATA-C Data Entry Sheet V3.0


Spreadsheet for easy data reporting

- With skip routines/drop down menus for ease of use

Used by local focal person to compile collected information into a clear, succinct format easily used in reporting

Questions shaded in **green** are considered 'essential' and unshaded questions are considered 'desirable'

The sample questionnaires and data entry sheet can be adapted for the country context as required, in accordance with the Instructions Manual



Main steps of the ATA-C implementation process

Planning for ATA-C implementation


- Read the instructions manual in detail
- Map stakeholders
- Adapt the questionnaires and data entry sheet to the local context
- Develop a data collection and stakeholder engagement plan

Implementing ATA-C


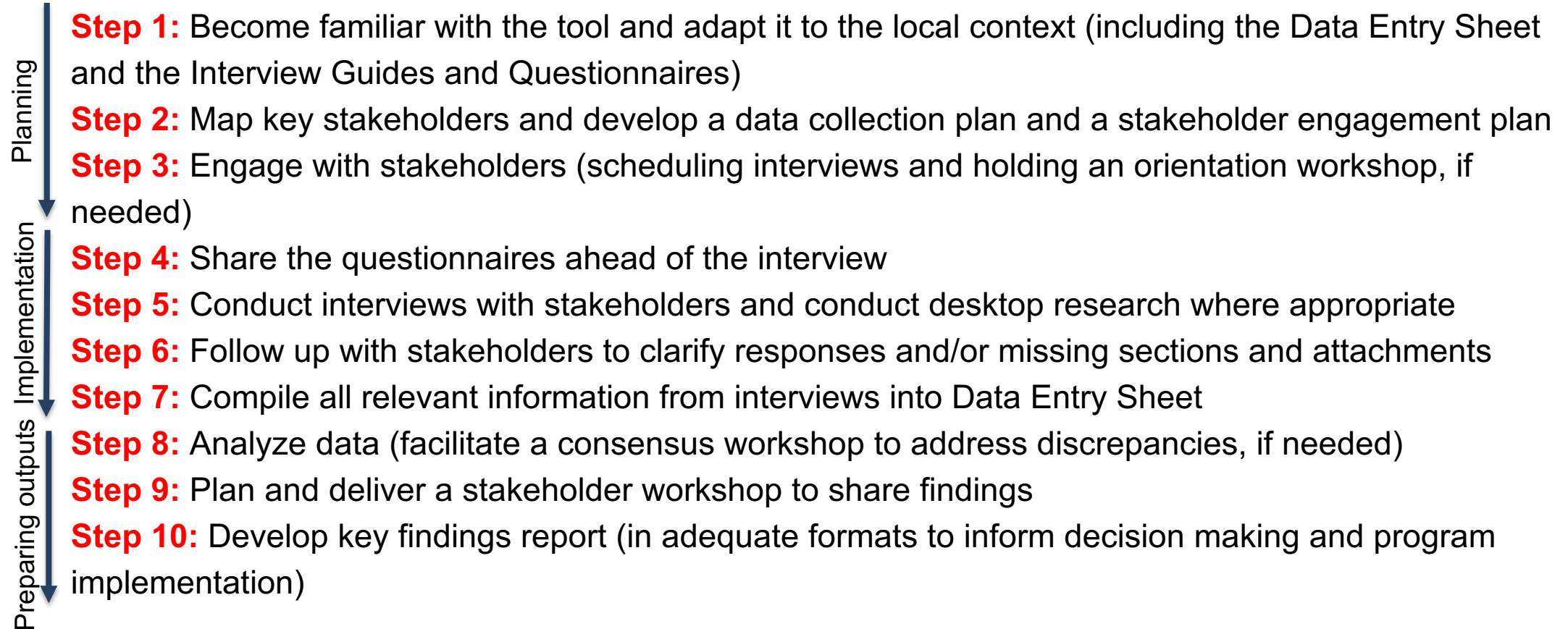
- Collect data
- Compile data
- Analyze data
- Hold a consensus building workshop to validate data (as required, should discrepancies arise)

Preparing ATA-C outputs

- Hold stakeholder workshop to share findings +/- develop action plan
- Develop key findings report (to inform decision making and programme implementation)



Role of the focal person/s



Countries where the tool is being implemented

WHO EMRO (led by WHO):

- Pakistan
- Iraq
- Bahrain

WHO WPRO:

- Mongolia (led by GDI Hub)
- Vietnam (led by WHO)

WHO PAHO (led by WHO):

- Bolivia
- Dominican Republic

WHO AFRO (led by CHAI):

- Liberia
- Nigeria
- Sierra Leone (+ UCL)
- Ethiopia
- Malawi
- Rwanda
- Uganda

WHO SEARO (led by CHAI):

- Indonesia (+ UCL)

