



Digital Home Learning Day Thurs., May. 21, 2020
Kindergarten
Mrs. McIntosh's Class

Thursday, May 21, 2020

Hello Kindergarten Families

Don't forget that on Fridays I will **not** be assigning new work. Instead you can use the day to catch up on assignments you may not have completed during the week! I will, however, post a zoom link so we will have a class zoom meeting every Friday at 10:30. I will also post a PE lesson from Mrs. Wintch and I will try to post some just for fun things kids can do if they are all caught up. That means **nothing from the Friday lesson plans will need to be turned in. It will all be optional.** However, I always love and accept pictures and videos of what your kids are doing if you wish to send them :)

Tomorrow's Zoom Class Round Up link will be posted on parent square

The topic for this week will be *Share your favorite game! Tell us about it and why you like to play it.*

As always, each school day I will be available through email or text on Parent Square from 9:00 am to 2:00 pm. However, I will try to answer questions outside those times if I can. Sometimes my house (and kids) gets a little crazy and it gets tricky! But I will do my best.

Please share this morning message with your kiddo. Happy learning!

Please have your students log onto Seesaw for today's morning message and respond to our daily topic!

Thank you

Mrs McIntosh

amcintosh@murrayschools.org.

Subject

Assignment Directions

ELA-Reading

1 - Read with your child for 20 min

2 - Go to this site

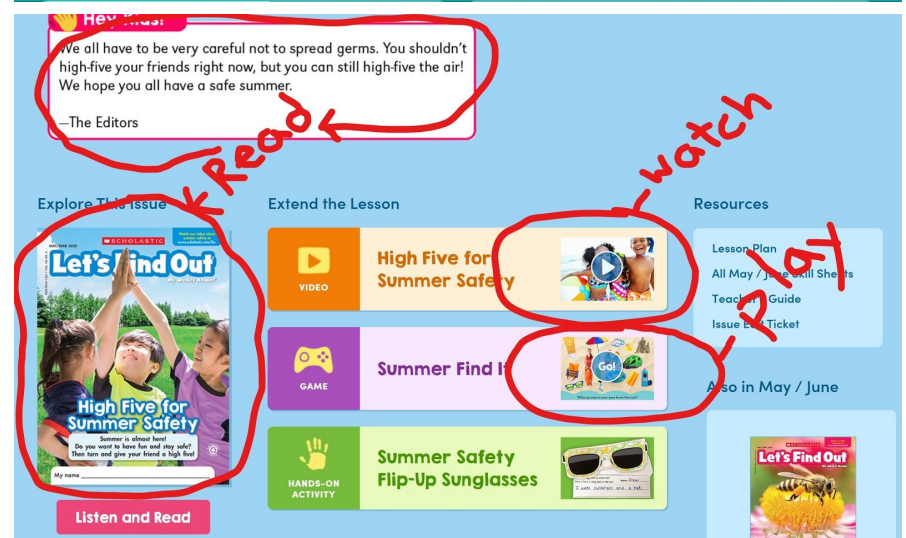
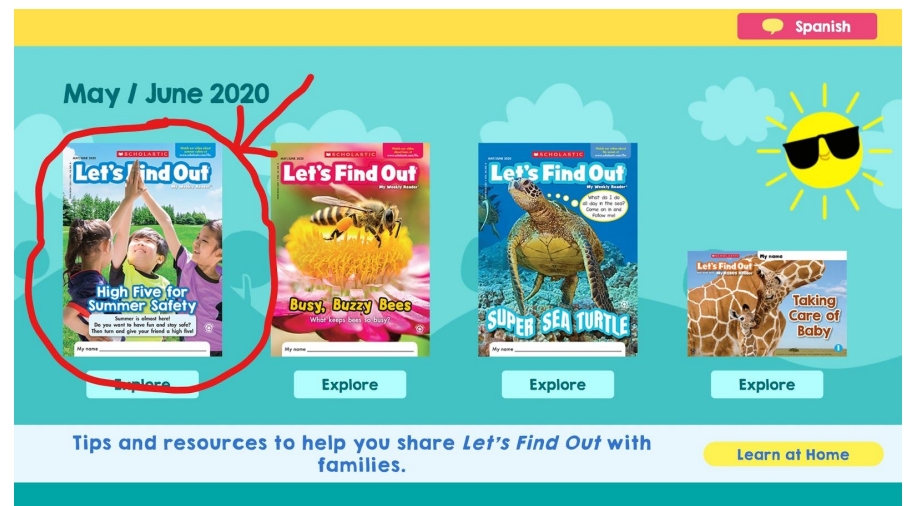
<https://digital.scholastic.com/resources/classpasscode/?app=letsfindout&state=%2Fhome-page-logged-out.html&role=classroom>

Use the classroom code **mcintosh23**

Scroll down to April's magazines and

Ask an adult to help you read the Let's Find Out titled High Five for Summer Safety!

When you are done reading, take some time to watch the video and play the game!

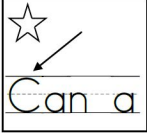







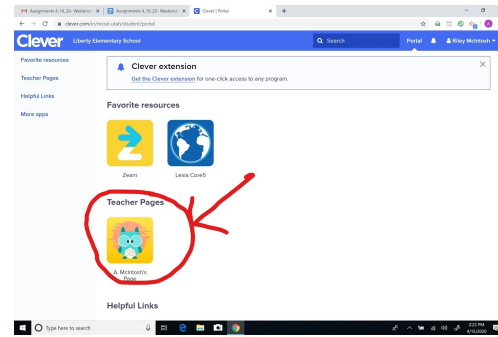
ELA-Writing

1-What is something fun you want to do this summer?

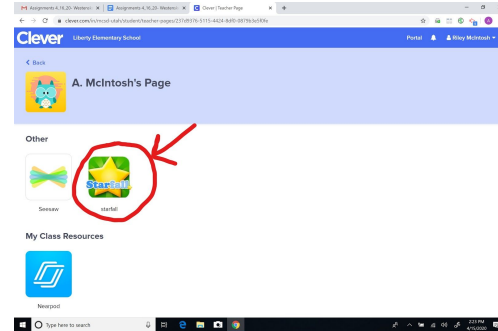
Write 1-2 sentences to answer the question. You can use a 5 star writing paper or you can write on your own piece of paper.

Parents, PLEASE LET YOUR STUDENTS SOUND THE WORDS OUT ON THEIR OWN! It is ok if everything is not spelled correctly.

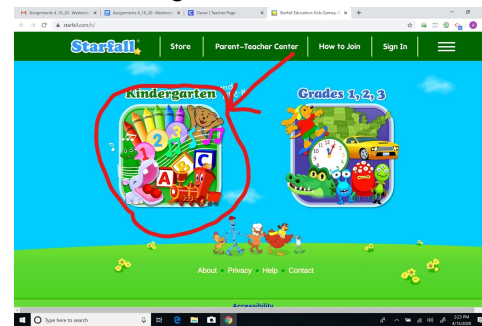
	<p>In fact it is expected that they won't be. Students should be sounding out words and spelling them the way they hear them. This is part of the learning process!</p> <p>Remember to check for all our 5 star writing rules!</p> <ul style="list-style-type: none"> • Use uppercase and lowercase letters appropriately. • Use punctuation appropriately. • Leave spaces between each word • Make sure your writing is nice and neat and easy to read. Letters should be in the writing lines correctly. • Make sure your sentence makes sense. Did you get all the words in there? <div style="display: flex; justify-content: space-around; align-items: center;">      </div> <p><u>Don't Forget to illustrate your sentences when you are done!</u></p> <p style="text-align: center;">1.</p>
	<p>1 -Today we will be reviewing number order counting backwards. Log into Seesaw to complete the activity.</p> <p>3 - Work on Zearn for 20 minutes. You can log into Zearn through clever. https://clever.com/in/mcsd-utah The app box that you click on looks like this.</p> <div style="text-align: center;">  </div>
<p>Science/Social Studies</p>	<p>1-Talk to an adult about what day of the week it is. Tell them today's date with day, month, date, and year. (Example: Today is Monday, April 6, 2020) Talk about the weather. What does it feel like outside? What does it look like outside? How does that help you decide what to wear today? What season are we in?</p> <p>If you have your wipe off calendar board you can write your date in on that and practice showing today's number in different ways.</p> <p>2- Today we will learn How to make gold! Go to Seesaw to watch the video and leave a response.</p>
<p>Other</p>	<p><u>Computer Thursday:</u> Log on to starfall. Choose your own activity. You can log into Starfall through clever. https://clever.com/in/mcsd-utah When you get into your clever page click on Mrs. McIntosh's page</p>



Then click on the starfall icon



Go to kindergarten and choose some activities.



If the activities in kindergarten are too easy you may explore some first grade activities.

Sorry about the confusion with this last week! I am still learning too!
And sometimes my screen looks different than yours. :)

30 At-Home Brain Breaks

5 min break	15 minute break	30 minute break
GoNoodle Videos on YouTube	Sidewalk Chalk	Play outside
Jump rope	Watercolor painting	Bake a special sweet treat (with an adult)
Play-Doh sculptures	Play outside	Play with your favorite toys
Color a picture	Ride a bike	Make a fort out of sheets and pillows
Dance Party to your favorite song	Play hide and seek with your sibling	Play a card game (Go Fish!, Old Maid, etc.)
Sing your favorite song and make up silly dance moves	Build a LEGO sculpture	Play a board game with your sibling(s) or parent(s)
Kid's Yoga YouTube video	Read your favorite book	Create and complete a nature scavenger hunt
Do 5 different exercises for 1 minute each	Fly a kite outside	Make a craft from recycled & upcycled materials
Build a paper airplane and fly it down the hall or outside	Take pictures of nature in your front and back yard	Make an obstacle course with simple toys and complete it
Look at your favorite picture book	Take turns telling silly jokes with your sibling(s) or parent(s)	Play dress up

Name: _____

5 Star Writing

Handwriting practice lines consisting of solid top and bottom lines with a dashed middle line. There are five sets of these lines.

