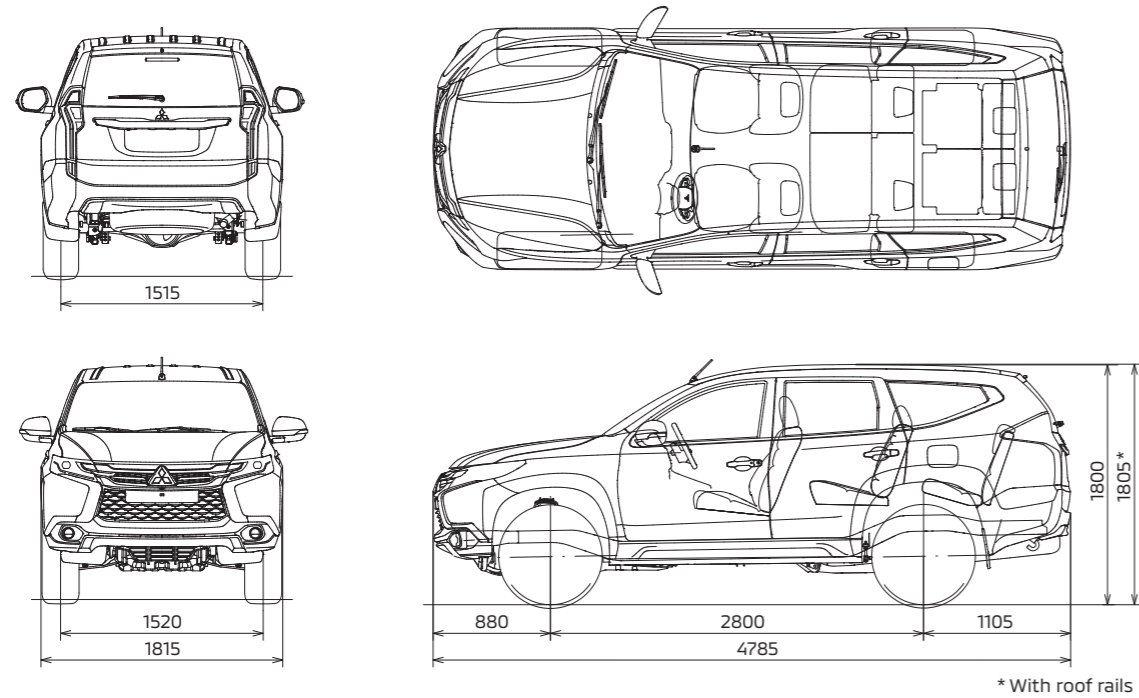


DIMENSIONAL VIEWS

7-seater



* With roof rails

Note: Glass antenna is optional.

All measurements in millimeters

PAJERO SPORT



www.facebook.com/MitsubishiMotors.en
www.instagram.com/mitsubishimotorsofficial
www.youtube.com/user/MitsubishiMotorsAd

MITSUBISHI MOTORS

www.mitsubishi-motors.com

© 2018 - 2019 MITSUBISHI MOTORS CORPORATION. All rights reserved.
Ge/PE35C170Sep.18EG Printed in Japan



The paper used in this catalogue has been certified by the FSC™ (Forest Stewardship Council™) as having been produced through a 'chain of custody' system of forestry management, tracking and production oversight that ensures responsible consideration for the earth's ecosystem. Mitsubishi Motors has adopted the CO₂ emissions and promote more efficient use of natural resources. In this way, we hope to contribute to greater protection of the environment.

Find The Far Beyond.

The world is yours in the new PAJERO SPORT. Whether confidently exploring rough terrain in the wilderness or attracting admiration on city streets, you'll be traveling first class all the way.



GLS with optional equipment / Titanium Gray Metallic [U17]



Premium Comfort

Adventure calls from the well-appointed cockpit, which surrounds you with solid craftsmanship, supportive comfort, intelligent features and a wide open view. From refined meters to sophisticated floor console, every feature is fine-tuned to enhance driving pleasure and keep you in confident control.

GLS (8A/T) with optional equipment / Leather (Black)



GLS (8A/T) with optional equipment / Leather (Black)

Pleasant Journeys

Every guest feels special in the luxurious interior. From leather seats with smooth gathers and dual layered cushioning to relaxing spaciousness and an optimized driving position, it keeps everybody comfortable and in the best of spirits.



SUPER SELECT 4WD-II
C/D LOCK **2H**
For normal road conditions

SUPER SELECT 4WD-II
C/D LOCK **4H**
For rough roads and hazardous conditions

SUPER SELECT 4WD-II
C/D LOCK **4HLc**
For rugged terrain with low-grip surfaces

SUPER SELECT 4WD-II
C/D LOCK **4LLc**
For rocks, mud, sand, deep snow, etc.



OFF ROAD MODE

Improve traction when driving off road by entering the GRAVEL, MUD/SNOW, SAND or ROCK* setting. Simply press the OFF ROAD MODE selector until the appropriate mode appears in the multi-information display. Engine output, transmission settings and braking adjust accordingly to optimize performance.



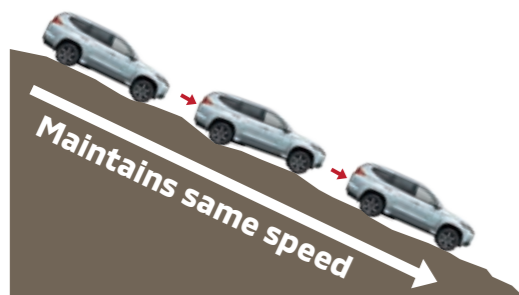
* The ROCK setting is available in the 4LLc setting only. Note: OFF ROAD MODE is only available in the 4HLc and 4LLc settings.

SUPER SELECT 4WD-II



Using the drive mode selector dial, you can switch between 2WD (2H) and 4WD (4H, 4HLc) with shift-on-the-fly convenience at up to 100km/h. When the going gets rough, lock the center differential by entering the 4HLc setting for rugged terrain or the 4LLc setting for inclines, mud, sand and snow. (Models with 4D56 engine and 5M/T feature Super Select 4WD in place of Super Select 4WD-II.)

Notes: Super Select 4WD-II lets you shift between 2H, 4H and 4HLc modes at speeds up to 100km/h. Vehicle must be stopped when switching between 4HLc and 4LLc. Please see the owner's manual for additional information.



Hill Descent Control [HDC]

Pressing the HDC mode selector activates HDC, which automatically applies the brakes downhill at 2 ~ 20km/h. This lets you concentrate on steering and travel downhill with greater safety without having to manually apply the brakes.

Note: Hill Descent Control [HDC] is not a substitute for safe driving. Never rely solely on this function while driving on steep roads. When driving on slippery roads such as muddy, icy or unpaved road, your vehicle will not allow you to stay at a certain low speed, which may lead to a serious accident. Please see the owner's manual for additional information.

Hill Start Assist [HSA]

When starting on a steep slope, HSA helps prevent you from rolling backwards while you release the brake by maintaining the braking force for up to two seconds until the accelerator is applied.



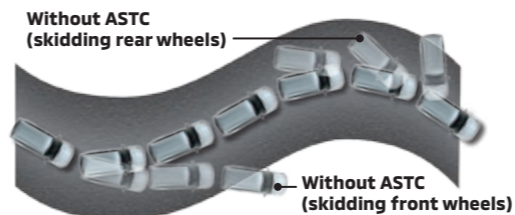
With Hill Start Assist

Without Hill Start Assist

Note: Hill Start Assist [HSA] is not a substitute for safe driving. Never rely solely on this function while driving on steep roads. Your vehicle may move backwards if the brake pedal is heavily loaded, or if the road is very steep or slippery. This function is not designed to keep the vehicle stopped in place on uphill slopes for more than 2 seconds. Do not rely on this function to maintain a stopped position as an alternative to depressing the brake pedal. Please see the owner's manual for additional information.

Active Stability & Traction Control [ASTC]

Active Stability & Traction Control independently regulates braking force to the wheels during cornering to help maintain excellent vehicle stability when needed. It also optimizes traction to prevent loss of torque whenever wheel spin is detected by controlling engine output and applying brake force to the spinning wheels.



Note: The control capabilities of ASTC are supplemental only. Please drive safely and never rely solely on these functions while driving. Be sure to use the same specified type and size of tires on all 4 wheels. Do not install any aftermarket limited slip differential on your vehicle. Please see the owner's manual for additional information.

All-terrain confidence

Because challenges come in all shapes and sizes, this model is designed to climb up, over, around and through the toughest terrain.



*1 30° approach angle is only applicable to models without optional accessories
*2 24.6° departure angle when 265/70R16 tires are mounted



Class-leading 5.6m turning radius

The turning radius is surprisingly small for a vehicle of this size, making it especially easy to park and maneuver.



Solid Handling

Handling is stable and accurate on and off road, in all kinds of weather and driving conditions, thanks to selectable 2WD and 4WD modes, an OFF ROAD MODE that enhances traction on demanding surfaces, intelligent assistance in challenging conditions, an advanced suspension and outstanding all-around clearance.



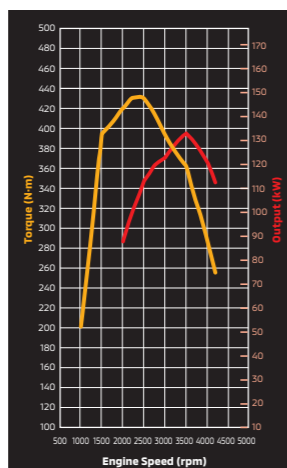
GLS with optional equipment / Medium Red Mica [P17]

Dynamic Power

Power is supplied in abundance whenever you need it from your choice of an efficient new 2.4-liter diesel, dynamic 2.5-liter diesel or 3.0-liter V6 gasoline engine. Whatever the driving conditions, you'll have what it takes to accomplish your mission.

New 2.4-liter MIVEC Direct Injection Diesel

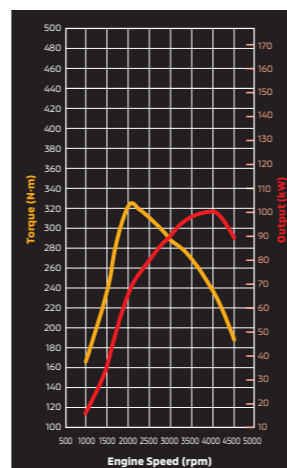
Quiet, powerful and fuel efficient, this lightweight diesel engine delivers outstanding torque throughout the low-to-mid rpm range for highly satisfying response during everyday driving.



2.4-liter MIVEC intercooled turbocharged DI-D (133kW/3500rpm)

2.5-liter Direct Injection Diesel

With its generous displacement and intercooled turbocharger, this directly injected diesel engine (with 5M/T or 5A/T) reliably generates more than ample power on demand.

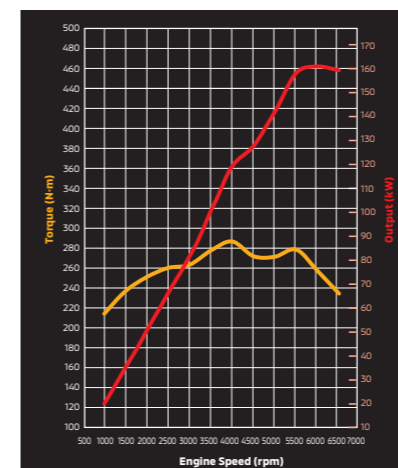


2.5-liter intercooled turbocharged DI-D (100kW/4000rpm)

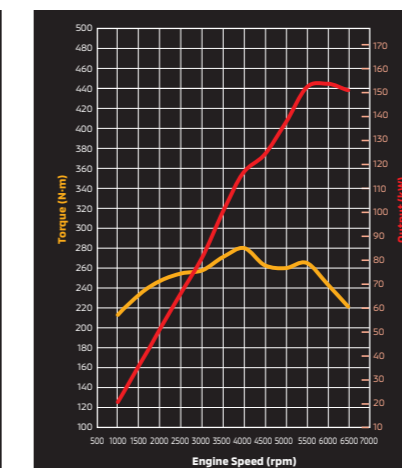


3.0-liter V6 MIVEC

Tough and powerful, the high-displacement V6 engine supplies strong acceleration even when carrying heavy loads or traveling up mountain roads.



3.0-liter V6 MIVEC (Euro2/4 161kW/6000rpm)



3.0-liter V6 MIVEC (Euro5 154kW/6000rpm)



8-speed automatic transmission

To enjoy a smoother, more luxurious ride and improved fuel efficiency, choose the 8-speed automatic transmission – the first from Mitsubishi Motors.



Paddle shifters

Sporty paddle shifters let you shift gears with a press, without removing your hand from the steering wheel.



6-speed manual transmission


For a feeling of total control that many enthusiasts demand, choose the 6-speed manual transmission with wide gear ratio and highly efficient clutch operation.

Technology For Peace Of Mind

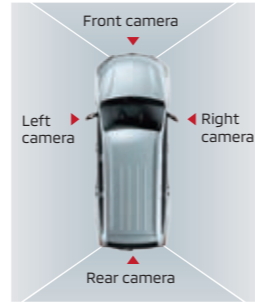
Sophisticated new safety features intelligently support safer driving whether you are parking or cruising on the highway. You can drive with greater confidence knowing that all occupants are solidly protected by a robust RISE body and comprehensive safety measures.

Multi-around Monitor

The views from cameras mounted on the front, rear and sides of the vehicle (including a bird's-eye view) can be displayed in various combinations to reveal what is in blind spots and help you park more safely.



Rear view + Bird's-eye view



Adaptive Cruise Control [ACC]

Maintains a selected distance between your vehicle and the car ahead via radar to lend driving assistance and enhance driving comfort. It especially reduces driver stress during slow traffic jams on highways.



ACC indication on multi-information display

No vehicle in front



Your selected speed is maintained even if you remove your foot from the accelerator pedal.

Vehicle in front



Your selected distance between vehicles is maintained.

Vehicle in front (slowing/stopping)



When the vehicle in front slows or stops, ACC slows or stops your vehicle.

Blind Spot Warning system [BSW]

This safety feature uses ultrasonic sensors on the rear bumper to detect vehicles in your rear blind spots, on the right and left sides. When a vehicle is detected, a warning indicator appears on the door mirror on that side.



Ultrasonic misacceleration Mitigation System [UMS]

To help prevent collisions while parking, a buzzer sounds and a warning displays if front or rear sensors detect a nearby obstacle. Engine output is also controlled if you suddenly accelerate by accident.

Engine output control activates:

- When driving at very low speeds (not in N or P position)
- When obstacle/vehicle is within a short distance
- When accelerator pedal is pushed hard or abruptly
- When driver is not turning to avoid obstacle/vehicle



Forward Collision Mitigation system [FCM]

Helps prevent a frontal collision or reduce damage if the collision becomes unavoidable. Responds to vehicles via radar.

FCM indication on multi-information display

BRAKE!

Danger of collision



Warning + braking assistance

High danger of collision



Warning + auto braking

Extremely high danger of collision



Warning + strong auto braking

Note: The detection and control capabilities of the Blind Spot Warning system [BSW] are supplemental only and do not warn you of vehicles in blind spots in every situation. Please do not rely solely on this system while driving. The blind spot monitor may not operate normally in some cases, depending on traffic, weather, road surface conditions and the presence of obstructions. Drivers are fully responsible for their own safe driving. The radar wave graphics are used for illustrative purposes only and do not represent the actual sensor application.

The detection and control capabilities of the Ultrasonic misacceleration Mitigation System [UMS] are supplemental only and do not prevent misacceleration in every situation. Please drive safely and do not rely solely on this system while driving. To prevent the engine output control provided by UMS from causing an impediment during normal driving in rough-road driving conditions, the system automatically de-activates and indicates UMS OFF in the meter cluster when the 4LLC, R/D lock, or HDC setting is ON or the ASTC function is OFF. No function completely stops the vehicle via the automatic braking. The vehicle creeps forward even when engine output is regulated. The sensing system may not work for netlike and sharp-edged obstructions that do not sufficiently reflect ultrasonic sound.

UMS does not include a function which keeps the vehicle stationary. The driver is responsible for stopping the vehicle by pressing the brake pedal as required by the driving conditions. The ultrasonic sensor wave graphics are for illustrative purposes only and do not represent the actual sensor application.

The detection and control capabilities of the Forward Collision Mitigation system [FCM] are supplemental only and do not prevent collisions in every situation. Please drive safely and do not rely solely on this system while driving. FCM may not activate in some situations. Please read the owner's manual carefully and be aware of these limitations. Auto braking does not operate against stationary vehicles when the speed of your car is above approx. 30km/h. Since FCM has no function to maintain braking, the brake is released approximately 2 seconds after stopping. To prevent the vehicle from moving thereafter, the driver may have to hold the brake pedal down. In some cases, FCM may not function if the driver takes actions for accident avoidance through steering or acceleration operation.

7 SRS airbags*

In the event of a collision, seven SRS airbags help protect you and your passengers by absorbing the force of impact. The system includes front airbags, front side airbags, curtain airbags (including third-row curtain airbags in the 7-seater) and a driver's knee airbag.

*Front airbags are standard. Side, curtain and driver's knee airbags are optional.



Note: Airbags are part of a Supplemental Restraint System [SRS]. To decrease the risk of injury from a deploying airbag, always wear your seatbelt, sit upright in the middle of the seat and do not lean against the door. Always place children 12 and under in the rear seat and use appropriate child restraints. Never place a rear-facing infant restraint in the front seat. Please see the owner's manual and the instructions provided with your child restraint for additional information.

Pretensioners

Pretensioners on the front seatbelts automatically tighten the belts in the event of a collision to help restrain the driver and front passenger.

Note: Single pretensioners are standard, double pretensioners are optional.



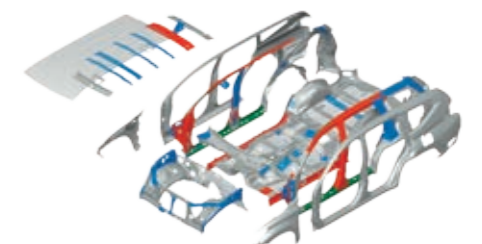
RISE body

Collision safety performance is significantly enhanced by Mitsubishi Motors' RISE (Reinforced Impact Safety Evolution) body, which efficiently absorbs energy and maintains high cabin integrity in the event of a collision.



Rigid lightweight body

The body is extremely sturdy and lightweight, due to the generous use of high tensile strength steel plates that also contribute to a high level of collision safety.



Note: The detection and control capabilities of ACC are supplemental only. Please drive safely and never rely solely on these functions while driving. ACC may not activate in some situations. This system may not correctly detect the actual situation depending on the type of vehicle in front and its conditions, the weather conditions, and the road conditions. Additionally, the system may be unable to decelerate sufficiently if the vehicle in front applies the brakes suddenly or another vehicle cuts into your path, so your vehicle approaches the front vehicle. When the car stops, ACC finishes its control and the brake is released approximately 2 seconds after stopping. To prevent the vehicle from moving thereafter, the driver may have to hold the brake pedal down. Please see the owner's manual for additional information.

Feature Highlights



LED headlamps and daytime running lamps
Sophisticated LED headlamps and daytime running lamps contribute to an appealing, high-quality personality.



LED rear combination lamps
Dynamic LED rear combination lamps boldly proclaim this is no ordinary SUV.



Auto light function
This feature contributes to both convenience and safety by automatically turning the headlamps on or off depending on the level of ambient light outside the vehicle. The level of light is determined by a rain/light sensor that can distinguish between overpasses and tunnels.



265/60R18 tire with 18-inch alloy wheel (two tone) **265/60R18 tire with 18-inch alloy wheel** **265/70R16 tire with 16-inch alloy wheel**



High-contrast meters and multi-information display



Steering switches



Electric parking brake
The parking brake is easy to operate via stylish switch. Simply pull the switch up to apply the parking brake or push the switch down to release it.



USB port (for charging) & Seatback pocket



AC power outlet
Simply plug in to power small electric devices up to 150W.
Note: The maximum voltage and plug type may vary depending on market model.



Keyless operation key



Engine switch

Feature Highlights




Dual-zone automatic climate control air conditioner

The powerful air conditioning system provides separate temperature settings for the driver and front passenger.



Powerful front and rear air flow

The air conditioning system now provides significantly more powerful cooling with top-class air flow that keeps all passengers comfortable even in the hottest weather.



Cargo space

1 Third-row seatbacks folded down

2 Second and third-row seatbacks folded down

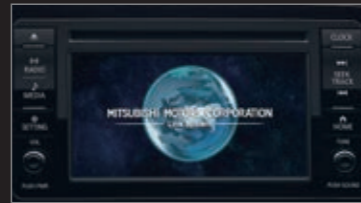


Rear entertainment system



Wide 2DIN AM/FM DVD display audio

Enjoy movies on the high-res 6.1-inch WVGA display and music from your audio player via USB, HDMI or AUX port. Or display views from the rear view camera.



Wide 2DIN AM/FM CD display audio

Controlling the audio system is easy on the 6.1-inch QVGA touch-panel display, which can also display the views from the rear view camera.



CD/MP3 player

A quality tuner/CD player and USB port on the floor console enable easy connection with an iPod or other audio player for charging or listening pleasure.

Genuine Accessories



Note: Actual accessories may vary from those shown or change without notice. Available accessories may vary by market.

GLX

2.5-liter intercooled turbocharged DI-D (5M/T, 5A/T)



Interior shown: 5M/T model

GLS for 6M/T models

2.4-liter MIVEC intercooled turbocharged DI-D (6M/T)



GLS for 8A/T models

3.0-liter V6 MIVEC (8A/T)

2.4-liter MIVEC intercooled turbocharged DI-D (8A/T)



Optional shown: Leather seats

Exterior Colors

Jet Black Mica (X37)



Deep Bronze Metallic (C17)



Medium Red Mica (P17)



Deep Blue Mica (T64)



Titanium Gray Metallic (U17)



Sterling Silver Metallic (U25)



White Pearl (W54)



Seat Materials And Colors



High quality fabric
(Water repellent, Black)



High quality fabric
(Water repellent, Beige)



Leather
(Black)



Leather
(Beige)

Exterior And Interior Color Combinations

■ Standard □ Optional

Model	Grade	LHD		RHD	
		GLX	GLS	GLX	GLS
Seat materials and colors	High quality fabric (Black/Beige)	■	■	■	■
	Leather (Black/Beige)	□	□	□	□
Exterior colors	Jet Black Mica X37	■	■	■	■
	Deep Bronze Metallic C17	■	■	■	■
	Medium Red Mica P17	■	■	■	■
	Deep Blue Mica T64	■	■	■	■
	Titanium Gray Metallic U17	■	■	■	■
	Sterling Silver Metallic U25	■	■	■	■
White Pearl W54	■	■	■	■	

Note: Genuine leather is used for base and backrest of driver, front passenger and 2nd row outer seats. All other seat materials are synthetic leather.

Note: Colors shown may differ slightly from actual colors due to printing process. Please consult your local Mitsubishi Motors dealer/distributor for actual colors.

TECHNICAL SPECIFICATIONS

Model	Drive system	LHD									
		2WD			4WD			4WD			
		4D56 D4 I/C T/C	4N15 D4 I/C T/C	6B31 MIVEC	4D56 D4 I/C T/C	4N15 D4 I/C T/C	6B31 MIVEC	4D56 D4 I/C T/C	4N15 D4 I/C T/C	6B31 MIVEC	
Grade	GLX	GLS	GLS	GLX	GLS	GLS	GLX	GLS	GLS		
Model code	KR3WGNMFL	KR3WGYMFL	KR1WGJHFPL	KR1WGUFPPL	KR5WGUPML	KS3WGNMFL	KS3WGYMFL	KS1WGJHFPL	KS1WGUFPPL	KS5WGUPML	
Dimensions and weights											
Overall length	mm	4785			4785			4785			
Overall width	mm	1815			1815			1815			
Overall height	W/O roof rails	1800			1800			1800			
	With roof rails	1805			1805			1805			
Wheelbase	mm	2800			2800			2800			
Track	Front	1520			1520			1520			
	Rear	1515			1515			1515			
Overhang	Front	880			880			880			
	Rear	1105			1105			1105			
Min. ground clearance	mm	218			218			218			
Curb weight (7-seater)	kg	1900	1910	1910 (Euro5: 1920)	1940 (Euro5: 1950)	1880	2005	2015	2010 (Euro5: 2025)	2040 (Euro5: 2050)	1980
Gross vehicle weight	kg	2600	2600	2710	2710	2600	2710			2600	
Seating capacity	persons	7			7			7			
Performance											
Max. speed*	km/h	168	166	180	182	168	166	180	182		
Climbing ability	tanθ	-			1			-			
Min. turning radius	m	5.6			5.6			5.6			
Approach angle	degrees	30.0			30.0			30.0			
Ramp break-over angle	degrees	23.1			23.1			23.1			
Departure angle	degrees	24.6		24.2		24.6		24.2			
Engine											
Fuel type/Octane		Diesel		Diesel	Unleaded gasoline, RON 95 and over	Diesel	Diesel		Unleaded gasoline, RON 95 and over		
Displacement	cc	2,477		2,442	2,998	2,477		2,442	2,998		
Bore and stroke	mm	91.1 x 95.0		86.0 x 105.1	87.6 x 82.9	91.1 x 95.0		86.0 x 105.1	87.6 x 82.9		
Compression ratio		17.0		15.5	9.5	17.0		15.5	9.5		
Emission level		Euro2 (Op: Euro4)		Euro2 (Op: Euro4, Euro5)		Euro2 (Op: Euro4, Euro5)	Euro2 (Op: Euro4, Euro5)		Euro2 (Op: Euro4, Euro5)		
Max. output (EEC net)	kW/rpm	100/4,000		133/3,500		100/4,000		133/3,500		Euro2/4 161/6,000 Euro5 154/6,000	
Max. torque (EEC net)	N·m/rpm	324/2,000		430/2,500		324/2,000		430/2,500		Euro2/4 285/4,000 Euro5 279/4,000	
Electrical											
Battery		80D26L (Op: 95D31L)		95D31L	95D31L	80D26L	80D26L (Op: 95D31L)		95D31L	95D31L	80D26L
Alternator		90A		95A	130A	130A	90A		95A	130A	130A
Fuel systems											
Fuel supply system		Electrical fuel injection (common rail)		Electrical fuel injection (common rail)		ECI-MULTI	Electrical fuel injection (common rail)		Electrical fuel injection (common rail)		ECI-MULTI
Fuel tank capacity	liters	68		68		70	68		68		70
Transmission											
Type		5M/T (R5MB1)	5A/T (R5AWF)	6M/T (R6M5A)	8A/T (R8AWG)	8A/T (R8AWG)	5M/T (V5MB1)	5AT (V5AWF)	6M/T (V6M5A)	8A/T (V8AWG)	8A/T (V8AWG)
Clutch		Hydraulic type		Torque converter		Torque converter		Hydraulic type		Torque converter	
Gear ratio	1st	4.313	3.520	4.280	4.845	4.845	4.313	3.520	4.280	4.845	4.845
	2nd	2.330	2.042	2.298	2.840	2.840	2.330	2.042	2.298	2.840	2.840
	3rd	1.436	1.400	1.437	1.863	1.863	1.436	1.400	1.437	1.863	1.863
	4th	1.000	1.000	1.000	1.436	1.436	1.000	1.000	1.000	1.436	1.436
	5th	0.788	0.716	0.776	1.216	1.216	0.788	0.716	0.776	1.216	1.216
	6th	-	-	0.651	1.000	1.000	-	-	0.651	1.000	1.000
	7th	-	-	-	0.815	0.815	-	-	-	0.815	0.815
	8th	-	-	-	0.672	0.672	-	-	-	0.672	0.672
	Reverse	4.220	3.224	3.959	3.825	3.825	4.220	3.224	3.959	3.825	3.825
Transfer gear ratio	High	-	-	-	-	-	1.000	1.000	1.000	1.000	1.000
	Low	-	-	-	-	-	1.900	2.566	2.566	2.566	2.566
Final gear ratio		4.090	3.917	3.692	3.692	3.917	4.090	3.917	3.692	3.692	3.917
Steering											
Type		Rack and pinion with power steering									
Suspensions											
Front		Independent double wishbone, coil springs with stabilizer bar									
Rear		3-link coil springs with stabilizer bar									
Brakes											
Brake system	Front	Ventilated disc brakes (1POT, Diameter 294mm)			Ventilated disc brakes (2POT, Diameter 320mm)			Ventilated disc brakes (1POT, Diameter 294mm)		Ventilated disc brakes (2POT, Diameter 320mm)	
	Rear	Drum brakes (Op: ventilated disc brakes)			Ventilated disc brakes			Drum brakes (Op: ventilated disc brakes)		Ventilated disc brakes	
Tires and wheels											
Tires		265/70R16 112S			265/60R18 110H			265/70R16 112S		265/60R18 110H	
Wheels		16X7.0J alloy wheels			18X7.5J alloy wheels			16X7.0J alloy wheels		18X7.5J alloy wheels	

* Measured by MITSUBISHI MOTORS CORPORATION

Note: These specifications are subject to change without notice. Please consult your local Mitsubishi Motors dealer/distributor for detailed specifications.

STANDARD AND OPTIONAL EQUIPMENT

■ Standard □ Optional – Not available

Model	LHD															RHD					
	2WD					4WD					2WD					4WD					
	GLX		GLS			GLX		GLS			GLX	GLS		GLX		GLS					
Drive system	5M/T	5A/T	6M/T	8A/T	5M/T	5A/T	6M/T	8A/T	5A/T	8A/T	6M/T	8A/T	5M/T	5A/T	8A/T	5A/T	8A/T	5M/T	5A/T	8A/T	
Transmission	4D56 D4 I/C T/C	4N15 D4 I/C T/C	6B31 MIVEC	4D56 D4 I/C T/C	4N15 D4 I/C T/C	6B31 MIVEC	4D56 D4 I/C T/C	4N15 D4 I/C T/C	6B31 MIVEC	4D56 D4 I/C T/C	4N15 D4 I/C T/C	6B31 MIVEC	4D56 D4 I/C T/C	4N15 D4 I/C T/C	6B31 MIVEC	4D56 D4 I/C T/C	4N15 D4 I/C T/C	6B31 MIVEC	4D56 D4 I/C T/C	4N15 D4 I/C T/C	
Engine	KR3WG NMFL	KR3WG YMFL	KRIWG JHFPL	KRIWG UPFPL	KR5WG UPML	KS3WG NMFL	KS3WG YMFL	KSIWG JHFPL	KSIWG UPFPL	KS5WG UPML	KR3WG YMFR	KRIWG UPFPR	KR5WG UPMR	KS3WG NMFR	KS3WG YMFR	KSIWG UPFPR					
Model code																					
Safety and Security																					
Others		<ul style="list-style-type: none"> Ultrasonic misacceleration Mitigation System [UMS] Forward Collision Mitigation system [FCM] Adaptive Cruise Control [ACC] Blind Spot Warning system [BSW] Hill Start Assist [HSA] Brake Assist system (Hydraulic) Active Stability and Traction Control [ASTC] Hill Descent Control [HDC] OFF ROAD MODE Parking sensors (back warning sensors) 																			
Interior																					
Steering and Shift knobs		<ul style="list-style-type: none"> Tilt and telescopic adjustment 4-spoke urethane steering wheel 4-spoke leather steering wheel Paddle shifters Audio switch Cruise control switch Adaptive Cruise Control switch Hands-free module and switch Information display switch Normal type shift knob Stylish type shift knob Stylish type shift knob for 8 A/T Urethane transmission shift knob Urethane transfer shift knob Leather transmission shift knob Leather transfer shift knob 																			
Seats		<ul style="list-style-type: none"> Material: High quality fabric seat (water repellent), Leather seat Front row: Manual sliding and reclining function (driver), Manual sliding, single height and reclining function (driver), Manual sliding and reclining function (passenger), Power sliding, dual height and reclining function (driver), Power sliding, dual height and reclining function (driver and passenger), Convenience hook (driver and passenger), Seatback pocket (driver and passenger) 2nd row: 6:4 split seat with tumbling and reclining, Center armrest with cup holder, 2nd seat headrest x 2, 2nd seat headrest x 3, ISO-FIX child restraint seat anchor x 2, tether anchor x 2 3rd row: 5:5 separate seat with folding function, 3rd seat headrest 																			
Instrument Panel		<ul style="list-style-type: none"> Standard type High console type Garnish and air outlet grille (silver-painted) Air outlet knob (chrome) Center panel (piano black) Center panel (dark-brown woodprint) Combination meter cluster with silver garnish and multi-information display High contrast meter cluster with chrome garnish and color LCD multi-information display Rheostat Seatbelt warning lamp and buzzer (driver and front passenger's seats) Glovebox (with key lock, damper and lamp) Washer fluid level warning lamp Cigarette lighter Accessory socket (cigar lighter less) 																			
Floor Console		<ul style="list-style-type: none"> Standard type with armrest (cloth covered) Standard type with armrest (PVC covered)* High console type with armrest (cloth covered) High console type with armrest (PVC covered) Cup holder for front seat x 2 Accessory socket in floor console box Accessory socket back of console box AC power outlet USB port (for charging) x 2 Console garnish (silver painted) Console garnish (silver painted with softpad) Console panel (piano black) Console panel (dark-brown woodprint) 																			

STANDARD AND OPTIONAL EQUIPMENT

■ Standard □ Optional – Not available

Model	LHD															RHD					
	2WD					4WD					2WD					4WD					
	GLX		GLS			GLX		GLS			GLX	GLS		GLX		GLS					
Drive system	5M/T	5A/T	6M/T	8A/T	5M/T	5A/T	6M/T	8A/T	5A/T	8A/T	6M/T	8A/T	5M/T	5A/T	8A/T	5A/T	8A/T	5M/T	5A/T	8A/T	
Transmission	4D56 D4 I/C T/C	4N15 D4 I/C T/C	6B31 MIVEC	4D56 D4 I/C T/C	4N15 D4 I/C T/C	6B31 MIVEC	4D56 D4 I/C T/C	4N15 D4 I/C T/C	6B31 MIVEC	4D56 D4 I/C T/C	4N15 D4 I/C T/C	6B31 MIVEC	4D56 D4 I/C T/C	4N15 D4 I/C T/C	6B31 MIVEC	4D56 D4 I/C T/C	4N15 D4 I/C T/C	6B31 MIVEC	4D56 D4 I/C T/C	4N15 D4 I/C T/C	
Engine	KR3WG NMFL	KR3WG YMFL	KRIWG JHFPL	KRIWG UPFPL	KR5WG UPML	KS3WG NMFL	KS3WG YMFL	KSIWG JHFPL	KSIWG UPFPL	KS5WG UPML	KR3WG YMFR	KRIWG UPFPR	KR5WG UPMR	KS3WG NMFR	KS3WG YMFR	KSIWG UPFPR					
Model code																					
Interior																					
Door Trims		<ul style="list-style-type: none"> Formed type with cloth insert Formed type with PVC insert Trim with accent panel (piano black) and bottle holder Accent panel (dark-brown woodprint) 																			
Doors		<ul style="list-style-type: none"> Inner door handles (material color) Inner door handles (chrome) 																			
Locking System		<ul style="list-style-type: none"> Center door locking system and center door lock button (Driver's seat) Child proof Vehicle-speed sensitive automatic door lock (with impact sensitive unlock mechanism) Keyless entry system with 2 transmitters Keyless Operation System (with engine start switch) Ignition key cylinder with illumination 																			
Roof		<ul style="list-style-type: none"> Sunroof Sunglasses pocket Headlining formed type (knit) Driver's and passenger's sunvisors with vanity mirrors, lids, ticket holders and illuminations Retractable assist grip x 5 (front, 2nd, 3rd rows) and coat hook (2nd row) x 2 Retractable assist grip x 6 (front, 2nd, 3rd rows) and coat hook (2nd row) x 2 																			
Others		<ul style="list-style-type: none"> Auto dimming rear view mirror Cargo room hook x 2 Cargo floor box 																			
Air Conditioning and Audio																					
Air Conditioning		<ul style="list-style-type: none"> Cooler Manual air conditioner Full automatic air conditioner Dual-zone automatic climate control air conditioner Air filter Rear heater duct for 2nd row seat Air conditioner with air cleaning function (ion generator) Rear cooler 																			
Audio System		<ul style="list-style-type: none"> Wide 2-DIN AM/FM and CD player Wide 2-DIN AM/FM CD display audio Wide 2-DIN AM/FM DVD display audio with HDMI / USB port Multi-Around Monitor Rear view camera Rear entertainment system with headphones x 2 USB port 																			
Speakers and Antenna		<ul style="list-style-type: none"> 4 speakers 6 speakers (2 tweeters) MITSUBISHI POWER SOUND SYSTEM [MPSS] (with high power amp. ~ 510W (total max.), 6 position 8 speakers) Roof antenna Glass antenna 																			
Electrical		<ul style="list-style-type: none"> Battery: 80D26L, 95D31L 																			
Exterior Lamps		<ul style="list-style-type: none"> Halogen headlamps Headlamp manual leveling device LED headlamps with auto leveling device and LED daytime running lamps LED rear combination lamps Auto lighting control Daytime running lamp on bumper Front foglamps Rear foglamp (driver's side) LED high-mount stop lamp on tailgate 																			
Interior Lamps		<ul style="list-style-type: none"> Room lamp with map lamp and rear room lamp x 2 Front and Rear door courtesy lamps Cargo room lamp 																			
Wipers and Washers		<ul style="list-style-type: none"> Front and rear intermittent wipers and washers Headlamp washers Rain sensor 																			

* This option must be installed together with leather seats.