



Version 6



DINGHY

PRODUCT CATALOGUE

 **SELDÉN**
for sailing



DINGHIESKEELBOATSYACHTS




Making the best yacht rig systems in the world is only part of our business, with numerous Olympic World, European and National Championship medals. No matter the size of your boat, whether you push your equipment to the very limit, or just enjoy leisurely cruising, go Seldén and you'll benefit from reliable top-class gear.



DINGHY



Masts	5
Booms	31
Spinnaker poles	39
Rig and accessories	43
Class reference guide	48



Seldén dinghy rigs were sold under the name of Proctor until 2004, a brand that has won more World Championships in the last 30 years than any other brand of spar.

Seldén dinghy rigs – going for gold

Working hand-in-hand with the world's top dinghy sailors, carefully analysing their input and feedback, enables us to produce the ultimate Seldén dinghy rig for every boat. Ever since Seldén acquired Proctor in 1997, we have improved and developed the already acknowledged excellence of the Proctor products, so that they are now, like all other Seldén products, the best of the best. Our innovative design, attention to detail, advanced testing and manufacturing have won Seldén the trust of dinghy sailors all over the world and brought us numerous Championship medals.

Our philosophy is to strive for excellence. Techniques such as auto-

MASTS



Aluminium masts	7
Top tapering, step by step	8
Carbon masts	10
Unique features	13
Head fittings	14
Halyard lock fittings	15
Sheave boxes	16
Hound fittings	18
Lower shroud attachment	19
Seldén spreader systems, brackets and end fittings	20
Pole attachments	24
Sail feeders	24
Gooseneck/boom brackets	26
Deck collars	27
Cleat options	27
Kicker attachments	27
Mast feet and heel	28

welded tapering, bead peening of every mast, machine routing and assembly with many automated processes for component attachment, give Seldén dinghy spars the edge in quality, performance and consistency.

Whether it's a production one design spar or an ultimate Gold medal winning rig you require, the mast in front is a Seldén.

















All Seldén dinghy mast sections have been designed to give the best stiffness to weight ratio available in an alloy extrusion. Material, section shape and size, and wall thickness all have a major effect on both the static and dynamic bend characteristics of a tube. These details are studied in the design of every section and are carefully checked on every piece of spar tube we use.

Selecting the correct section to suit your class and your specific crew weight and sail cut is vital. Please don't hesitate to refer to your class data sheet on www.seldenmast.com for further details, or contact your local dealer for advice.

Current sections

Mast section		Section weight kg/m	Dimension fore/aft mm	Dimension athwart mm	Stiffness fore/aft cm ⁴	Stiffness athwart cm ⁴	Suitable for	
	2420	C060	0.78	61	50	10.7	7.5	Cadet, Feva, Snipe, Vaurien, Mirror
	Electron	C061	1	59.5	66	12.2	17.9	Splash, Flash
	Lambda	C063	0.88	63	51	13.6	9.8	Mirror, Vaurien, Teeny
	C	C065	0.9	65	54	14.1	9.8	Lark, Solo, Firefly
	Kappa	C067	0.92	67	55	16	12	420, Flying Junior
	Zeta	C068	0.97	69	57	18.6	12.9	420, 470
	E	C070	1.15	69.9	53.9	18.9	13.7	Flying Dutchman, Wanderer, Wayfarer
	Cumulus	C069	1.04	70.5	58.7	20.41	14.4	420, 470, 505, Albacore, Hornet, Fireball, Scorpion, Solo, RS200, RS400, GP14, Laser Vago
	Alto	C071	1.073	70.5	59.5	21.49	14.96	470, 505, Fireball,
	D Plus	C074	1.07	72.9	57.2	20	13.8	Enterprise, Solo
	Epsilon	C072	1.09	72	57	21.8	15.6	Flying 15, 470, Osprey, Pirat, RS Vision
	Gamma	C075	1.25	75	57.4	27.1	16.9	Flying Dutchman, Nomad, Topper Omega

Top tapering, step by step

Seldén has invested in the most advanced manufacturing methods for tapering aluminium spars. Starting with the highest grade 6082 aluminium alloy extrusion, our automated four-step process ensures not only the best performing mast, but also an unparalleled level of consistency in every tube.

1. Plasma-cut taper

Our investment in CNC controlled technology has allowed us to produce the most consistent tapered masts available. The plasma cutting process ensures a smooth edged perpendicular cut that is 100% accurate time after time, reducing the inconsistencies that are common with a manually prepared spar.

This process also provides us with the ultimate product development tool. The dimensions of the mast taper can be adjusted to suit high-end performance requirements simply by modifying the CNC program.

2. Automated welding

The automated welding process joins either side of the taper together in one continuous and controlled sweep. This helps eliminate weld variation and localised hotspots, keeping excess heat out of the taper. This provides greater consistency and performance from the mast taper.

The weld produced is so perfect there is no need to mechanically grind the weld, again reducing the possibility of creating inconsistencies in the mast section.



3. Heat treating and bead peening

All masts are heat treated in our purpose-designed oven. This hardening process ensures that you get maximum performance from the tapered section.

Our purpose-designed bead peening machine provides a uniform cleaning process and does away with hand cleaning or grinding, further guaranteeing consistency from mast to mast. This process also improves the fatigue-resisting properties of the mast, providing longevity and giving the Seldén spar its distinctive satin finish.

4. The finished, anodised product

Tapered, anodised, and ready to be assembled using Seldén's custom-designed fittings. Ready to win!



Carbon masts

The investment in a sophisticated carbon filament winding machine and autoclave at our UK plant has enabled us to produce a new generation of carbon spars.

The following steps ensure that Seldén can manufacture the best performing, and most consistent spars on the market.

In-house specialist design team

Seldén has the design expertise and software to enable us to create a mast to meet exacting performance requirements. During the design process the position and alignment of each fibre is precisely calculated so as to meet the required bend characteristics. This detailed design is then used to program and control our filament winding equipment.


The combination of meticulous care, long experience, and exact specifications enable us to achieve optimum performance for minimum weight.

Computer controlled laminate lay-up

Carbon filaments are wound around a mandrel (male mould), under controlled tension, via a designated winding program supplied by the design team.

Filament winding, a computer-controlled process (CNC), guarantees consistent and accurate filament fibre orientation from spar to spar. Carbon filaments can be laid from 0° (uni-directional) to leave 89° (hoops) and at all angles between to produce a wide range of bend characteristic requirements. This accurate alignment of composite filaments is vital to the performance characteristics of a carbon spar. Fibres are laid under tension, which means that we can make the most efficient material choice and supply the lightest spars on the market.

This process gives a Seldén spar a level of tube consistency unattainable via any other composite manufacturing technique. Hence, the mast you buy will perform as well for you as it will for a world champion sailor!



Use of pre-preg carbon

Only the highest grade pre-preg tows of T700 or TZ carbon fibre are used to give sailors the best stiffness-to-weight spar. This, in combination with our filament winding process, enables the highest fibre-to-resin content pre-preg to be used.





The aerospace grade pre-preg has a UV stabiliser in the resin system to give the spars a guaranteed long life, even in the sunniest of climates. More fibres and less resin, mean lighter, stiffer masts.

Autoclave cured

The consolidation of the material to form a ready-to-assemble carbon tube is completed in our in-house 20-metre long autoclave. The combination of heat and pressure to cure the resin and consolidate the pre-preg material ensures a strong and consistent final product.




Carbon

	Mast section		Section weight kg/m	Dimension fore/aft mm	Dimension athwart mm	EIY GNmm ²	EIX GNmm ²	Suitable for
	Series II	CC054	0.511-1.008	54	54	6-19	6-14	Contender, Merlin Rocket, National 12, Phantom
	Orbis	CC059	0.42-0.64	60	60	8-23	8-23	OK, RS800
	Series III	CC064	0.43-0.65	66	52	10-16	7-13	59er, Contender, FD, Int. Canoe, International 14, Merlin Rocket, Musto Skiff, Phantom
	Series IV	CC077	0.83	81	63	28-31	18-23	Artemis 20, Backman 18, 18ft Skiff, Skud



Profiled teardrop section

Series III and Series IV Seldén carbon spars have teardrop shapes instead of the round tubes commonly available on the dinghy market. The teardrop profile gives the spar the required stiffness ratios fore and aft to counteract upwind kicker loads.



The aerofoil shape of the profiled section also gives improved air adhesion compared to round tubes. So the spar directly increases lift and reduces drag, allowing a cleaner air entry onto the luff of the mainsail.

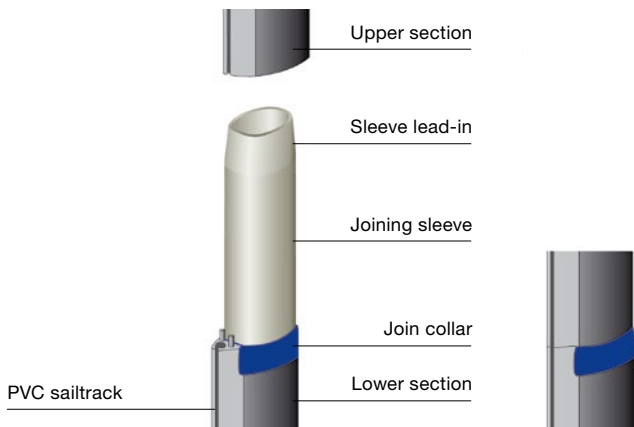
Custom-designed PVC track

Seldén carbon masts have a custom-made track that is shaped to extend the profile. It is extruded from a lightweight plastic that offers excellent heat and UV stability as well as high wear resistance.

The track has a large bonding surface for attachment to the mast. This helps to increase its strength and durability.



Custom PVC track.



Carbon track

A carbon sail track can be specified as an option on some masts. Bonded to the back of the main spar tube, a carbon track further increases the fore/aft stiffness of spar. It is also very weight efficient compared to the standard PVC track.



Step-down taper

Each mast incorporates the Seldén Step-down tapered topmast system. This enables an immediate reduction in the tube inertia where the compression loads in a rig change above the hound and/or the trapeze point.


As a result, the topmast automatically responds through gusts and lulls, as opposed to the mast hinging around the hound point and producing an unbalanced rig – as typically occurs with traditional alloy rigs.

A range of custom-designed fittings

Although Seldén carbon dinghy spars are designed to fit the same fittings developed for the aluminium range, they also feature some custom-designed parts for carbon applications. These include our stainless steel sail feeder and new high-load stainless steel jib sheave box.

External patching

All Seldén carbon masts are externally reinforced using pre-preg woven carbon cloth to ensure localised re-inforcement at high-load areas and the secure attachment of fittings.



Head fittings

Seldén has developed head fittings for both tapered and untapered masts. Both provide unparalleled functionality with many mainsail halyard lead options.

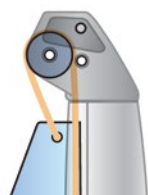
Tapered masthead fitting

The Seldén tapered masthead fitting offers standard, 2:1 and sealed head main halyard lead options. It is a super-lightweight casting, with low windage insets for the clevis pin. The fitting is also used with an adaptor on the head of Series 3 and 4 carbon masts.

The three pin locations in the masthead casting allow you to select the most appropriate main halyard configuration for your boat:



- Traditional single part internal main halyard.**
- Fit the sheave using the clevis pin through the front lower locating hole.
 - Thread the halyard through the casting from back to front, before attaching to the drawline and feeding down the mast tube.



- Single part main halyard for sealed masthead.**
- Thread the main halyard down inside the sail track.
 - Fit the sheave using the clevis pin through the aft locating hole.

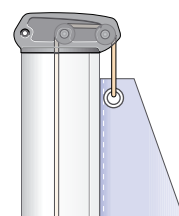


- Main halyard with 2:1 purchase.**
- Thread the halyard and fit the sheave in the appropriate position, as above.
 - Dead-end the halyard using the top hole in the casting.
 - Attach the halyard to the mainsail with a smooth-finished shackle to avoid halyard wear.

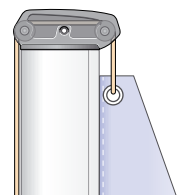
Untapered masthead fitting

The Seldén untapered masthead fitting has been designed to offer the ultimate in functional modular mast componentry. Manufactured from an inert, hard-wearing composite material, it has three halyard lead options and includes an integral burgee clip.

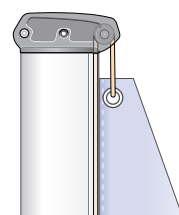
Section adaptors enable the masthead to fit the majority of the Seldén range of sections.







- Single part main halyard for sealed masts, through luff groove.**
- Use only the aft sheave position.
 - Run halyard over sheave and down the luff groove.



- Basic main halyard for sealed masts, external.**
- Use aft and forward sheave positions.
 - Run single part halyard over both sheaves and back down the front of the mast.



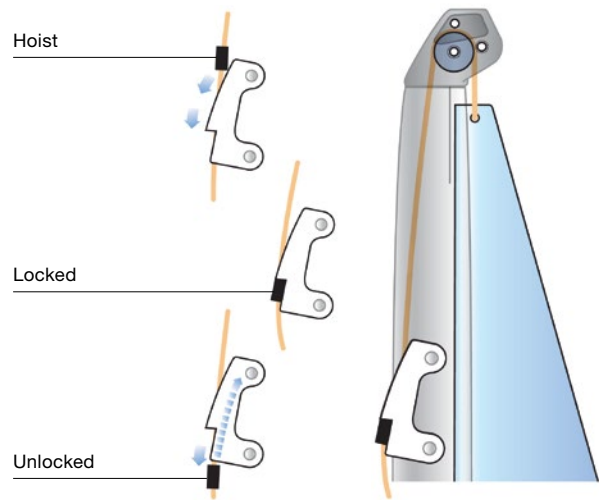
- Traditional single part internal main halyard for unsealed masts.**
- Use aft and centre sheave positions and remove breakout in masthead.
 - Thread halyard over both sheaves then down through the mast section.

Art. No.	Description	Art. No.	Description
	501-218-01 Carbon masthead assembly with 2:1 option. Can be used for internal and external halyards. Replaces 501-213-01.		504-360-01 Masthead sheave and pin assembly
	501-099-01 Masthead fitting for untapered sections (section adaptor required)		501-212 Carbon adaptor
	504-360 High-load main halyard sheave (21 mm x 9 mm x 4 mm bore)		508-475 Burgee clip

Halyard lock fittings

Main halyard locks are ideal for guaranteeing that your mainsail is always hoisted to the measurement band, with the hoist position unaffected by mast bend. The lock also reduces mast tip compression making the fitting a must for any champion. There are various options – the alloy lock is used for most dinghies. Designed for 2 mm wire, now available in its own cassette for simple fitting.

The larger lock is better suited to small keelboats, taking a 2.5 mm or 3 mm halyard, and is available in stainless steel, or titanium for the ultimate in weight saving and strength. The small V-lock is ideally suited to external halyards for Europes, Finns, Splashes and OKs.



	Art. No.	Description		Art. No.	Description
	511-202-01	Alloy lock in its own easy-to-fit cassette		508-481	Titanium super-lock for 2.5-3 mm wire
				508-482	Stainless steel halyard lock for 2.5-3 mm wire
	508-483-01	Alloy dinghy lock, suits 2 mm wire		508-484	Stainless steel lock for 2-3 mm wire for external halyards

Sheave boxes

The Seldén dinghy range of sheave boxes covers all requirements, from standard jib, spinnaker and topping lift sheave boxes, to lower halyard exit sheaves.


Our standard sheave box is manufactured from a high-load composite material offering the ultimate in strength, weight and performance.

Our new high-load sheave box is our most recent development. Manufactured from cast stainless steel, it is a low-profile sheave box that can take a very high line load. It is ideal for applications such as the Flying Dutchman jib sheave box.

Both ball bearing and plain sheaves are available and they are easily interchangeable between our jib and halyard exit boxes. Both sheaves are suitable for either wire or rope line. Our stainless steel spinnaker and pole lift box is supplied with a ball bearing sheave as standard.

Our wear guards have been developed to protect the sides of the sheave box where the line entering the box is off-axis (as with spinnaker halyards and pole lifts).



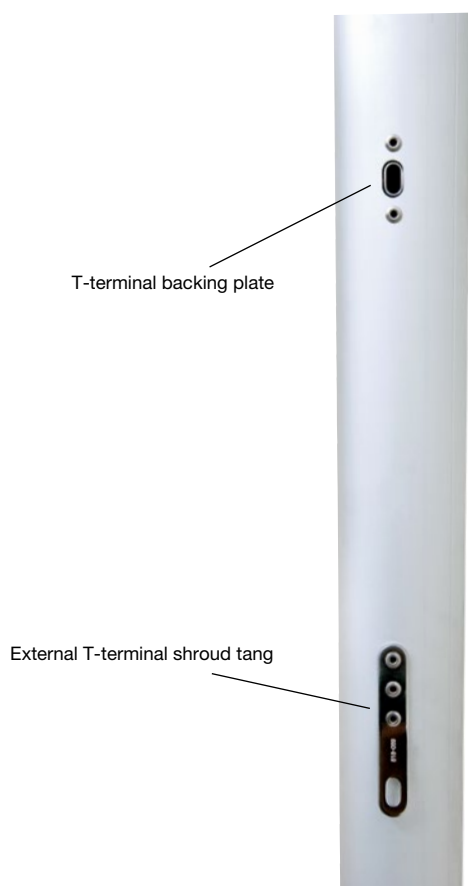
Art. No.	Description	Art. No.	Description
 505-071-01	Jib box (plain sheave)	 504-109	Stainless steel ball bearing sheave for 505-069-01/02 exit box
 505-071-02	Jib box (aluminium sheave)	 504-110	Bronze sheave
 505-092-02	High-load stainless steel jib box with bronze sheave	 504-111	Aluminum sheave + bush
 505-079-01	Stainless steel ball bearing spinnaker and topping lift box	 504-361	Plain sheave for 505-071-01/02 jib box
 505-069-01	Halyard exit box (plain sheave)	 504-360	Plain sheave for 505-069-01/02 exit box
 505-069-02	Halyard exit box (stainless steel ball bearing sheave)	 508-729-01	Stainless steel spinnaker halyard crane
 505-075	Wear guard for 505-071-01/02 jib box		







See page 46 for sheave dimensions.



Hound fittings

Seldén hound attachment options range from T-terminal backing plates, giving the best option for high-load, low windage shroud attachment, to external mast tangs for a simple attachment or for a sealed mast option.





	Art. No.	Description		Art. No.	Description
	507-580	T-terminal backing plate, to suit all dinghy sections		508-477	Triangular plate forestay eye – structural high-load attachments
	518-089	Mast tang for T-terminal attachment		517-921-03	Forestay strap fitting – high-load attachments
	508-089	Forestay eye, for Talurit attachment 2.4 mm wire		508-018-01	Forged, stainless steel eye

Lower shroud attachment



A simple-to-fit, wrap bracket, used to engage lower shrouds with conventional T-terminal or fork ends.


	Art. No.	Description
	518-080-01	Lower bracket, T-terminal lower attachment
	518-081-01	Lower bracket, fork terminal attachment



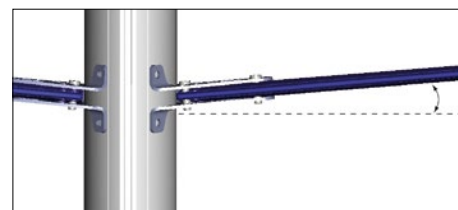
Spreader systems

Seldén offers two spreader system solutions. Our standard vernier-adjust spreader system (page 22) provides a simple, robust solution for all sailing applications. Our recently developed fully adjustable spreader system offers a much more specific, precise-adjust system for the top level sailor.


Both systems have a dihedral angle locked into the bracket to give optimum rig support, and as both brackets are shaped and fitted to the mast with precision jigs, every bracket is perfectly symmetrical and consistent.



All brackets are formed on a precision jig. With no welding processes, every bracket is perfectly symmetrical and consistent.



The new system has the dihedral angle locked into the bracket to give the optimum rig support.



Fully adjustable spreader system

Champions demand quick and precise spreader angle control to tune their rig to the conditions, helping them to sail fast every day.

Seldén has developed a fully adjustable spreader system for the ultimate in adjustment and rig control. This redefines world standards for rig adjustment, strength and reliability.

Top dinghy sailors from a broad range of classes and countries told us what they required from the ultimate bracket. Our technical team met this tough set of criteria through careful selection of shapes and materials:

Function: Ergonomic, moulded composite thumbscrews are easy to adjust, and the adjusters are designed to provide a simple turn-forward-to-push-forward logic. The spreaders can be adjusted in as little as 1° increments.

A hole is provided for permanent pin locking if required.

Aerodynamics: Both thumbscrews and spreader lugs are low profile, minimum windage composite mouldings.




Durability: Moving parts in self-lubricating composite and anodised aluminium.

Strength: Mast bracket is a sturdy stainless steel pressing incorporating lightening holes.






Reliability: The bracket incorporates permanently built-in dihedral to ensure the spreaders bisect the shroud angles: no danger of spreader droop and loss of control.

The fully adjustable spreader system is available on new masts produced from Kappa, Cumulus, Epsilon and Gamma sections and comes complete with our aerofoil spreader section and adjustable spreader ends.

Carbon fully adjustable

	Art. No.	Description		Art. No.	Description
	503-800-01	Carbon fully adjustable spreader 300mm		522-208-01	Spreader bracket for Series II
	503-801-01	Carbon fully adjustable spreader 325mm			
	503-802-01	Carbon fully adjustable spreader 350mm		522-145-01	Spreader bracket suitable for Series III
	503-803-01	Carbon fully adjustable spreader 375mm			
	503-804-01	Carbon fully adjustable spreader 400mm		503-767-01	Spreader adjusters (pair)
	503-805-01	Carbon fully adjustable spreader 425mm			
	503-806-01	Carbon fully adjustable spreader 450mm			
	503-807-01	Carbon fully adjustable spreader 475mm			
	503-808-01	Carbon fully adjustable spreader 500mm			

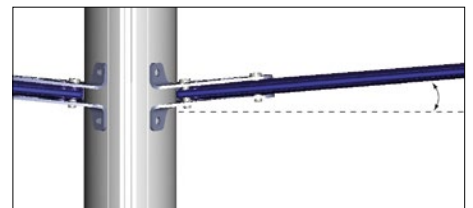
Fully adjustable spreader system

	Art. No.	Description		Art. No.	Description
	522-144-01	Spreader bracket suitable for Cumulus, Epsilon, Gamma mast sections		503-195-01	Spreader assembly, fully adjustable 400 mm
	522-145-01	Spreader bracket suitable for Kappa and Series 3 mast sections		503-225-01	Spreader assembly, fully adjustable 400 mm, extra aft sweep (Flying15)
	503-767-01	Spreader adjusters (pair)		503-196-01	Spreader assembly, fully adjustable 425 mm
				503-197-01	Spreader assembly, fully adjustable 450 mm
	503-191-01	Spreader assembly, fully adjustable 300 mm		503-198-01	Spreader assembly, fully adjustable 475 mm
	503-192-01	Spreader assembly, fully adjustable 325 mm		503-199-01	Spreader assembly, fully adjustable 500 mm
	503-193-01	Spreader assembly, fully adjustable 350 mm		155-049-01	Replacement spreader bolt kit (2 x bolts and 2 x nuts)
	503-194-01	Spreader assembly, fully adjustable 375 mm			

Vernier spreader system





The Seldén vernier spreader bracket system provides a strong, low windage and super-lightweight solution to spreader attachment, combined with highly adjustable spreader angles. The spreader angle is changed via simple clevis pin vernier adjustment, and with its four bracket configurations it can be fitted to all section shapes.

With the clevis pin adjuster system, the spreader angle can be set anywhere from 0° to 35° of sweep, with adjustment increments as small as 2°. With its robust 5 mm pins, the mechanism is the strongest on the market.



The new system has the dihedral angle locked into the bracket to give the optimum rig support.



Art. No.	Description	Art. No.	Description
	522-142-01 Spreader bracket suitable for Cumulus, Epsilon, Gamma mast sections		503-770-11 Spreader assembly 285 mm blue
			503-771-11 Spreader assembly 335 mm blue
	522-143-01 Spreader bracket suitable for C and E mast sections		503-772-11 Spreader assembly 375 mm blue
			503-773-11 Spreader assembly 435 mm blue
			503-774-11 Spreader assembly 485 mm blue
	522-146-01 Spreader bracket suitable for D Plus, Kappa, CC064 and Lambda mast sections		503-775-11 Spreader assembly 535 mm blue
			503-777-11 Spreader assembly 585 mm blue
	522-147-01 Spreader bracket suitable for CC059 (Orbis) mast sections		503-776-11 Spreader assembly thumbscrew 437.5 mm
	522-168-02 Spreader bracket suitable for CC077 (Series 4) mast sections		165-608 Clevis pin 4.76 mm/14 mm for spreader attachment
			155-049 M5 Shouldered Screw
			158-004 M5 Nylon nut

Art. No.	Description
522-180-01	Front strap, stainless steel
522-179-01	Aft lug (6.4 mm fixings)
503-766-01	Bottlescrew adjuster kit
503-769-01	Limited swing adjuster kit
503-768-01	Turnbuckle adjuster kit
503-750-01	Spreader assembly 300 mm
503-751-01	Spreader assembly 350 mm
503-752-01	Spreader assembly 390 mm
503-753-01	Spreader assembly 450 mm
503-754-01	Spreader assembly 500 mm
503-752-02	Spreader assembly 390 mm turnbuckle
503-753-02	Spreader assembly 450 mm turnbuckle
503-755-01	Spreader assembly 600 mm
503-755-02	Spreader assembly 600 mm turnbuckle
503-776-01	Spreader assembly 470 (thumbscrew) 440 mm
522-181-01	Spreader bracket 2420 complete with fixings (Snipe)
503-757-01	Spreader assembly 380 mm, for Snipe

Original spreader systems

Seldén dinghy spars were supplied with turnbuckle or bottlescrew spreader adjusters for over 15 years. Spares for this system will be available for the next few years. This system has been replaced on new spars by our latest products. Our continuous development programme ensures that you get the market's best spreader systems as standard when you buy a Seldén dinghy mast.



Adjustable spreader end

Our latest spreader end cap design is manufactured from tough composite and incorporates two wire slots to give a tight grip on either 2.5 or 3 mm wire. This enables spreader dihedral to be permanently locked into the spreader system. The spreader end comes complete with a vernier length adjuster which can be adjusted in 5 mm increments.



Non-adjustable spreader end

A simple fixed spreader end for masts that do not require any spreader length adjustment.



Two wire slots to give a tight grip on either 2.5 or 3 mm wire. Art. No. 500-801-01.

Spreader end

	Art. No.	Description
	500-801-01	Fully adjustable spreader end
	500-807	Non-adjustable spreader end



Pole attachments

Whether you need a jib stick, conventional spinnaker pole, or the 505 World Champion fly-away pole launch system, all options are available with a Seldén dinghy mast.



	Art. No.	Description
	534-524-01	Stainless steel jibstick eye
	534-523-01	Spinnaker pole ring
	534-848-01	Auto pole launch pole end fitting
	508-479-02	Mast bracket / roller assembly (excl. pole end)
	508-479-01	Auto pole launcher (complete assembly)

Sail feeders


Sail feeder for aluminium masts

Our standard sail feeder for aluminium masts fits Lambda, Kappa, Cumulus, Epsilon and Gamma sections. Designed as a low weight, simple solution to sail hoisting, it is manufactured from a highly wear-resistant composite.






Sail feeder for carbon masts

The sail feeder for carbon masts is specially manufactured in cast stainless steel to give rounded edges for sail entry to the luff groove, as well as providing an inert, hard-wearing material for use on carbon masts. It is also designed to overlap with the luff track to help secure the end on the back of the mast.



Carbon mast sail feeder.

Sail feeders

	Art. No.	Description
	505-528-01	Composite sail feeder for aluminium masts
	505-529-01	Carbon mast sail feeder
	505-535-01	Original sail feeder (single-sided, stainless steel)
	505-540-01	Series II sail feeder

















Gooseneck/boom brackets



All new Seldén dinghy masts are fitted with our new gooseneck. Designed to reduce weight and increase strength and functionality, the new system features a round pin, to allow the boom to rotate in the direction of the load. The new pin is longer and features a unique gooseneck lock system to give it a positive engagement onto the boom. By clicking into place, the boom is prevented from falling off the gooseneck when dropping the mainsail, saving injury to yourself and damage to the deck. It is also very useful when using a boom-up cover.



Boom bracket

	Art. No.	Description		Art. No.	Description
	508-261-01	Gooseneck (suitable for all sections designated by Greek letter names)		528-087	Triangular toggle
	508-262-01	Gooseneck (suitable for all sections designated by Roman capitals)		528-086-09	Round pin and toggle
	508-808-01	Extended boom bracket reduces outhaul tension and increases the boom angle when running. 470 and Fireball class legal.		528-093-01	Old style square pin and toggle
	508-291	Carbon mast boom bracket adaptor		508-739-01	Boom bracket for unstayed rotating rigs
	508-733-01	Stainless steel boom bracket for carbon masts		165-013-02	Replacement clevis pin, washer and split ring for boom bracket
	508-273-14	Stainless steel boom bracket with drop-nose pin		166-665	Drop-nose pin suitable for boom bracket



Deck collars

Deck collars are used to prevent tube chafe on keel-stepped masts at deck level. The Seldén range contains two deck collars, a wrap-round collar for when the deck is braced on both the front and side walls, and side chafe plates that can also be used as boom chafe plates to prevent damage by the shrouds.

	Art. No.	Description
	507-336-01	Side chafe plates
	507-337-01	Wrap-round deck collar




Cleat options

	Art. No.	Description
	511-030-01	Composite cleat 110
	511-630-01	Tooth rack
	432-011	Valley cleat

Kicker attachments

The Seldén range of dinghy kicking strap attachments offer a number of options. Our standard kicking strap eye is suitable for most applications, however, there is also the option of a high-load fitting for bigger dinghies, as well as custom solutions for boats such as the Snipe.

Kicking strap mast fittings

	Art. No.	Description
	508-488-01	Standard kicking strap eye
	508-508-30-01	High-load kicking strap eye for carbon spars
	508-478-01	High-loads (through mast) U bolt
	508-486-01	Snipe in-track kicker slider

Mast feet and heel

The range of super-light, carbon-friendly mast heel and adaptors are designed for use on all Seldén dinghy mast extrusions. Three types of interchangeable mast heel – standard, hinging and multi-sheave, have been designed to work alongside a series of section adaptors. The new range reduces the number of mast heel that stockists need to hold, and makes for easier installation and retrofitting.

A feature of the new mast heel is the slight radius on the bearing surface to help spread the load of the mast and ensure a constant load distribution through the full range of rake. A locating notch has been incorporated into the design as an aid when stepping the mast, and an A-line is used on all fittings to help guarantee perfect alignment between the heel and mast section.

Injection moulded from an advanced composite, the new mast heel and adaptors are significantly lighter in weight than aluminium ones, have high shear strength and are very durable. Unlike the more traditional alloy mast heel, this new range does not react with carbon.

Seldén can also provide a rotating mast solution. Manufactured from cast aluminium, it works with the same range of section adaptors, and is ideal for stayed, rotating masts.



Simple interchangeable sheave option.



Adaptor system allows standard heel fittings to suit all sections.

	Art. No.	Description	Suitable for section
	502-601-01	Tenon heel assy	Series II
	502-517	Standard tenon (large)	Cumulus, Epsilon, Kappa, F, Gamma, D, D Plus, Orbis, Series 3, Series 4
	502-518	Standard tenon (small)	E, C, Lambda
	502-554	Hinging heel	Cumulus, Epsilon, Kappa, F, Gamma, D, D Plus, Orbis, Series 3, Series 4
	502-519-02	4 sheave mast heel	Cumulus, Epsilon, Kappa, F, Gamma, D, D Plus, Orbis, Series 3, Series 4
	502-519-03	6 sheave mast heel	Cumulus, Epsilon, Kappa, F, Gamma, D, D Plus, Orbis, Series 3, Series 4
	502-520-02	3 sheave mast heel	E, C, Lambda
	502-520-03	5 sheave mast heel	E, C, Lambda
	502-140-01	Rotating mast heel	Cumulus, Epsilon, Kappa, F, Gamma, D, D Plus, Orbis, Series 3, Series 4
	510-158-01	Hinging step for use with hinging heel 502-554	
	510-148-01	Mast step (composite)	
	510-155-01	Heavy Duty Aluminium Mast Step	
	510-155-02	Heavy Duty Aluminium Mast Step with fasteners	
	502-501	Adaptor	F
	502-503	Adaptor	Gamma
	502-504	Adaptor	Epsilon
	502-506	Adaptor	Cumulus
	502-507	Adaptor	Kappa
	502-510	Adaptor	D and D Plus
	502-511	Adaptor	E
	502-513	Adaptor	C
	502-514	Adaptor	Lambda
	502-551	Adaptor	Series 3
502-528	Adaptor	Series 4	
	502-574-01	GP14 heel plug (square)	
	504-360	Composite front sheave for use with all sheave heels	
	504-361	Aft centre sheave for items 502-519-02 / 502-519-03	
	504-362	Aft outer sheave for use with all sheave heels	
	504-107	Ball bearing sheave upgrade for 504-362	
	504-106	Ball bearing sheave upgrade for 504-361	
	504-109	Ball bearing sheave upgrade for 504-360	
	166-219	Aft stainless steel shaft pin (8mm x 48mm) for use with all sheave heels	
	166-220	Forward stainless steel shaft pin (4mm x 32mm) for use with all sheave heels	
	502-521	Shaft pin retaining clip for use with all sheave heels	



Hinging heel mechanism.



BOOMS



Boom sections 32

Boom fittings 33

Boom sliders and accessories 34

Carbon boom fittings 36

Single-line reefing 37

Gnav system 37

Boom sections






Seldén dinghy booms have been designed to offer the ultimate in stiffness, weight and functionality. From single-line reefing systems to high-purchase internal outhaul systems, Seldén booms can be equipped with a range of sophisticated features that will make your sailing easier, faster and more convenient.

Class rules are closely studied to push performance to the limit. For example, the Olympus boom section optimises the 470 class rules to give the lightest and stiffest boom the class rules allow.


All sections are optimised for high resistance against vertical bending and come with an integral sail track and lower in-boom track for mainsheet and kicking strap attachments.



Aluminium

	Section name		Section weight kg/m	Dimension fore/aft mm	Dimension athwart mm	Stiffness fore/aft cm ⁴	Stiffness athwart cm ⁴	Suitable for
	2520	B063	1.06	63	53	20	11	Solo, Vaurien, Firefly
	2628	B071	1	72	63	26	16	420, Contender, Enterprise, Flying Junior, GP 14, Lark, Pirat, Snipe
	Olympus	B072	1.02	72	66	29	17	420, 470, Scorpion, Comet Race
	2229	B075	1.05	75	55	30	14	Contender, Europe, Snipe
	2633	B085	1.06	85	66	40	18	505, Albacore, Fireball, Osprey, Flying Dutchman, Wayfarer, Snipe, Vaurien

Carbon

	Section name	Section weight kg/m	Section Height mm	Section Width mm	Equivalent stiffness fore/aft, cm ⁴	Equivalent stiffness athwart, cm ⁴	Suitable for
	BC086	0.511-1.008	86	62	17-28	27-45	British Moth, National 12, Merlin Rocket, Phantom, Contender, Osprey, 505 International 14

Boom fittings


The dinghy range of boom end fittings have been designed to provide an unparalleled level of functionality. Manufactured from inert, hard-wearing composite, these fittings offer multiple sheave lead solutions for outhaul, reefing, pole retraction, flatteners, or anything else you can think of.



Inboard end
The built-in sail feeder (moulded into the fitting) provides a guide for the mainsail clew.














Lead options
Additional to the integral gooseneck lock, the inboard boom end fitting offers three sheave lead options for outhaul, reefing lines, flatteners, internal pole retraction systems and anything else you can think of!



Outboard end
Lines can be locked via two pegs on the side of the fitting or via a V-groove underneath the starboard sheave.

Boom fittings for aluminium booms

	Art. No.	Description	Suitable for
	500-071-01	Outboard boom end	2628 / 2633 / 2632 / Olympus
	509-081-09	New gnav and SLR inboard boom end	2628 / 2633 / 2632 / Olympus
	509-078-09	Fixed inboard boom end fitting	2628 / 2633 / 2632 / Olympus
	509-090-01	Original inboard boom end	2628 / 2633 / 2632 / Olympus
	509-091-01	2520 inboard boom end	2520
	509-071-01	Inboard boom end	2628 / 2633 / 2632/Olympus
	500-030-01	Original outboard boom end	2628 / 2633 / 2632 / Olympus
	500-031-01	2520 outboard boom end	2520
	319-918	Outboard boom end	Suitable for 2" tube and 2420
	509-051	Inboard boom end	Suitable for 2" tube and 2420
	509-107	Inboard boom end Cadet	Suitable for 2420.

Boom sliders and accessories

Seldén boom sliders are designed to allow mainsheet blocks to attach directly to the eye, and locate directly into the in-boom track with screw pads to give a strong grip.

A high-load boom slider for high-load vang applications is also available.

The new Seldén deck protector has been designed to fit into the outboard end of any Seldén dinghy boom to





protect the deck of the boat from the boom when it is dropped into the boat. The simple composite fitting is pushed into the lower track, so it be easily fitted to existing as well as new dinghy booms.

The range also includes various other boom parts, including pole stowage loops, reefing hooks and kicker levers.

Valley cleat

	Art. No.	Description	Suitable for
	432-013	Valley cleat	









Sliders

	Art. No.	Description	Suitable for
	511-714-02	Mainsheet eye	All
	511-714-03	Kicking strap boom eye	All
	511-714	Mainsheet eye (rivet fix)	All
	511-631-01	Heavy-duty kicker eye	All







Boom end deck protector.

Accessories

	Art. No.	Description	Suitable for
	508-427	Clew loop	S050 (50mm round tube)
	536-116	Slab reefing hook	
	511-804	Boom end deck protector	All
	509-094-01	Rotating mast inboard boom end	2229
	511-239-01	Outhaul or kicker on/off lever	
	301-055-01	Tack pin and cord	
	511-715-01	Replacement clamp plate and bolt	
	603-020-01	Spinnaker pole stowage loop (track fix)	All

Carbon boom fittings



	Art. No.	Description
	509-077-01	76 mm carbon inboard boom end with outhaul sheave
	509-076-01	88 mm carbon inboard boom end
	509-099	BC086 Profiled Boom Section
	614-513	Webbing strap

Our carbon inboard boom end fittings are manufactured from a carbon-friendly, lightweight, hard-wearing composite, and are designed to fit the standard Seldén carbon boom tube dimensions.

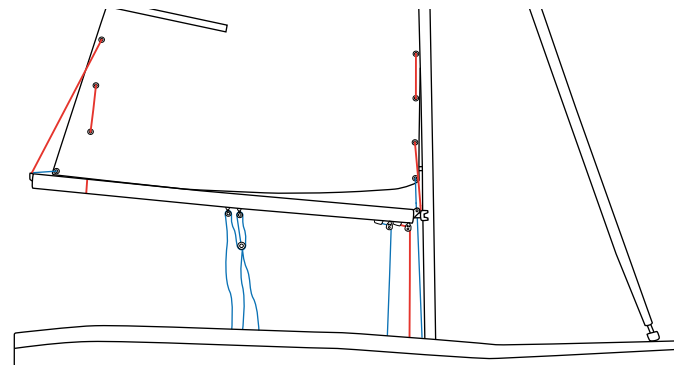
The kicker and mainsheet attachments are manufactured from webbing and Mylar, with stainless steel take-off points. They are designed to distribute the sheet and kicker loads effectively, and can be easily fitted and adjusted on the boom section.

Single-line reefing

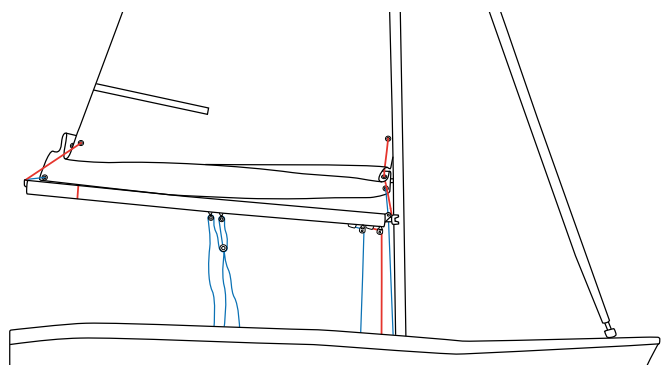
Seldén utilised its experience in developing simple, easy-to-use reefing systems for its yacht range to create the ultimate single-line reefing system for dinghies.

Recreational sailors and sailing schools have told us that they wanted to reduce sail easily whilst out on the water. Many simple zip and roll arrangements had been developed in the past, but reducing sail in this manner had to be done before going afloat.

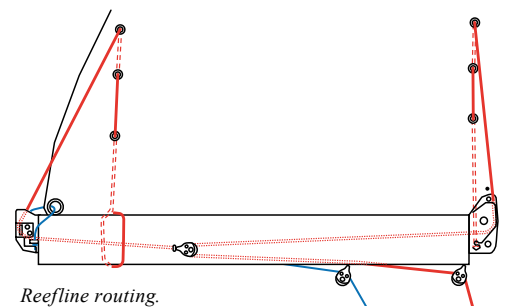
As a result of this feedback, Seldén created a simple single-line reefing system that allows a portion of the sail to be pulled down horizontal to the boom, with a simple pull of the reefing line and easing of the mainsail halyard. Available as an option with either a conventional or gnav arrangement boom, the system takes the sting out of any dinghy when the wind gets up.



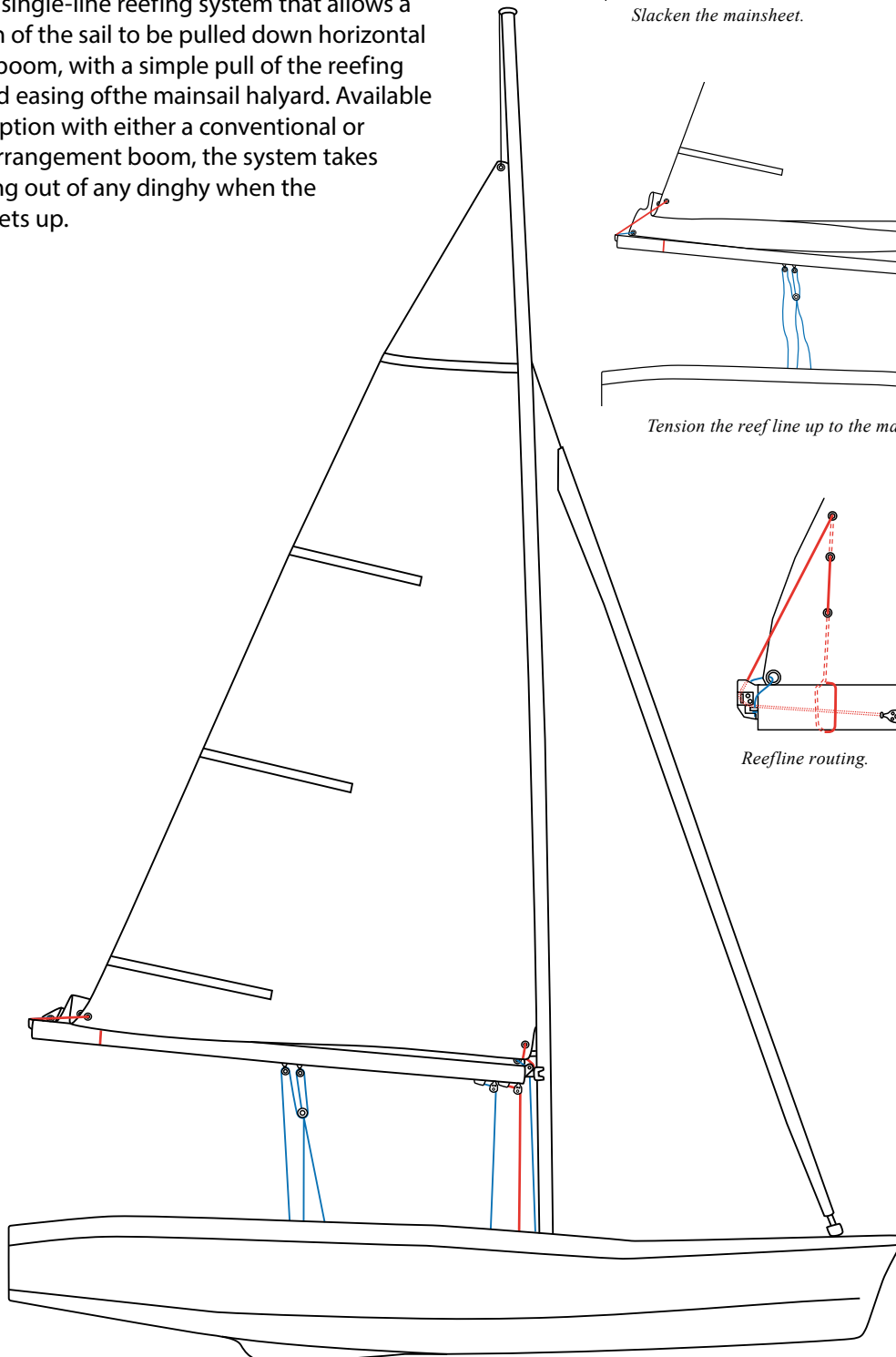
Slacken the mainsheet.



Tension the reef line up to the marked position on the line.



Reefline routing.



The reef is in. Adjust the mainsheet. It's as simple as that!

Gnav system



	Art. No.	Description
	528-087	Triangular toggle for gnav system
	508-426-14	Side attachment gnav fitting incl. drop nose pin
	166-665	Drop nose pin
	509-081-09	New gnav inboard boom end with integral sheaves for gnav and reef lines
	507-954	Stainless steel gnav end
	511-805-01	Gnav car including sheave and clevis pin
	509-078-09	Old style gnav inboard boom end
	025-025-10	Gnav strut excl. car

Whether you are a cruising sailor who wants more space for the rest of the family, or a racing sailor after a quick tack or gybe, the Seldén gnav system provides the ultimate solution.

Gnavs (or upside-down, reverse-thrust vang systems) are becoming very popular for both racing and recreational boats due to the huge gain in cockpit space made by removing the conventional kicker.

The Seldén gnav system is way ahead of its time and is the only production gnav solution on the market. Lightweight, efficient and very strong, it offers a multitude of options for controlling boom thrust and increasing cockpit space.





SPINNAKER POLES



Spinnaker pole sections	40
Pole fittings	41

Spinnaker pole sections

The Seldén dinghy spinnaker pole range includes both tapered and parallel alloy poles and a super-stiff lightweight carbon pole.

Carbon pole

The Seldén dinghy carbon spinnaker pole comprises a 39mm parallel tube manufactured on our state-of-the-art filament winding machine, using a customised adaptor for the standard pole end. Its lightweight, tailor-made laminate makes it a must for any development class.

All our dinghy poles are fitted with the newly designed spinnaker pole end. Moulded from high modulus com-


posite, with a stainless steel plunger, this is undoubtedly one of the best pole ends on the market.

Tapered pole

Tapered aluminium spinnaker poles are offered in both 38 and 42 mm centre diameters, tapering down to 25 mm at each end. This gives maximum stiffness in the area of maximum load, yet keeps the pole down to minimum weight. The poles are available in various taper configurations to offer the most efficient pole for your boat.

Parallel poles

Parallel alloy poles are available in 25 and 32 mm diameter tubes, with an adaptor for the 32 mm pole to receive the standard pole end.



Pole extrusions

Art. No.	Description	Length max.
535-510-01	25 mm parallel alloy tube	5 m
535-511-01	32 mm parallel alloy tube	5 m
535-512-03	38 mm tapered alloy pole tube	1480-1825 mm
535-513-06	42 mm tapered alloy pole tube	1670-2000 mm
535-513-04	42 mm tapered alloy pole tube	1850-2230 mm
535-513-05	42 mm tapered alloy pole tube	2240-2480 mm
535-547-02	33 mm carbon pole tube	2600 mm
535-548-01	39 mm carbon pole tube	1730 mm
535-548-02	39 mm carbon pole tube	2000 mm
535-548-03	39 mm carbon pole tube	2600 mm
535-548-04	39 mm carbon pole tube (super-stiff)	2600 mm

Pole fittings

	Art. No.	Description
	534-830-01	25 mm dinghy pole end with stainless steel plunger
	534-837	32 mm pole adaptor
	534-834	39 mm pole adaptor
	534-525-01	Stainless steel lift eye
	511-241-01	Ramp
	511-240	Pole centre cleat
	534-841-01	Pole lift eye strop for 39 mm pole with 1 x attachment eye
	534-848-01	Auto pole launch pole end fitting

Pole fittings



All our dinghy poles are fitted with the newly designed spinnaker pole end. Moulded from high modulus composite with a stainless steel plunger, the Seldén pole end is undoubtedly one of the best on the market. Many new features have been designed into this fitting including:

- Significantly stronger beak
- Cleverly profiled beak keeps the rope away from the plunger, giving a more secure attachment
- More positive trigger
- Newly designed spring mechanism to allow easy flushing out of sand and salt



The end fitting is designed to suit the Seldén alloy pole range. When fitted with a lightweight adaptor it is compatible with the 39 mm carbon pole.



RIG AND ACCESSORIES








Rigging parts	44
Rig tension gauges	45
High-load block range	46
Sheaves	46
Seldén dinghy jib furler	47
Accessories	47

Rigging parts



	Art. No.	Description
	530-230	Retaining bung 2.5 mm / 3 mm T-terminals
	530-231	Retaining bung 4 mm
	308-599	Single Trapeze T-ring
	308-576	Twin trapeze T-ring
	319-758	Trapeze handle
	319-767	Trapeze disc
	402-101-19	Trapeze ring
	538-343-01	Trapeze adjuster system (pair)
	319-777	Shroud cover, black
	319-778	Shroud cover, green
	319-779	Shroud cover, red

	Art. No.	Description
	308-373	2 mm T-terminal
	308-372	2.5 mm T-terminal
	308-321	3 mm T-terminal
	308-580	2.5 mm fork end
	308-311-01	3 mm fork end
	308-581	2.5 mm eye terminal
	308-301	3 mm eye terminal
	174-204	Stamaster (332)
	174-205	Stamaster (432)
	174-208-01	Vernier shroud adjuster

Rig tension gauges



	Art. No.	Description
	592-037	Small metric (2.5 mm, 3 mm, 4 mm wire) Model A
	592-038	Large metric (5 mm, 6 mm, 7 mm wire) Model B
	592-034	PT (Professional Tension) gauge (2.5 mm, 3 mm, 4 mm wire) PT-1M
	592-035	PT (Professional Tension) gauge (5 mm, 6 mm, 7 mm wire) PT-2M

The Loos range of rig tension gauges provides an accurate method for measuring and replicating rig settings. Manufactured from rugged anodised aluminium, the gauges are corrosion resistant and will give years of service. The new PT rig tension gauges offer higher accuracy and are designed to remain on the wire whilst it is being adjusted. Just watch the pointer move.


Seldén dinghy jib furler




Seldén has recently launched a dinghy-sized jib furler for its Furlex range of headsail reefing systems. The new top swivel and bottom furler feature the same quality, innovation and performance that has made Furlex the world's best-selling range of furling systems.

The Furlex 20S bottom furler has twin bearing units with 4 mm stainless steel ball bearings. These larger ball bearings run in multi-axis bearing units to reduce friction and wear. A further benefit of the bearing design is that with one bearing in the upper part of the furling drum and one in the lower, the radial torque from the furling line is evenly distributed. This eliminates the problem of the drum twisting, a common cause of friction in more basic designs.



The unit is manufactured from glass-filled composite with moulded-in stainless steel reinforcement. This includes the attachment toggle that will fit most dinghy bow fittings. Once in place, the drum cover can be easily adjusted to achieve the correct exit angle for the furling line.

The top swivel also has a bearing system with 4 mm ball bearings to minimise friction. It is particularly important to select a low-friction top unit to prevent the halyard from twisting, instead of the swivel. The Furlex top swivel can also be supplied with a guide to keep the forestay away from the jib. This solves the common problem of the forestay becoming twisted with the jib luff.



	Art. No.	Description
	539-450-01	Top swivel Furlex 20S
	539-450-02	Top swivel Furlex 20S complete with guide
	539-455-01	Furlex 20S dinghy jib furler
	539-455-02	Furlex 20S dinghy jib furler with rope

Accessories

	Art. No.	Description
	508-570	Mast compass bracket (designed to suit all Silva race compasses)
	312-530	Duralac paste

Furlex 30S


The new Furlex 30 is a high load increased capacity version of the Furlex 20. It is suitable for larger dinghies and keelboats where the Furlex 20 is marginal on load and or rope capacity. It is possible to mix and match with the Furlex 20 top swivel. The new furler system features the same quality, innovation and performance that has made Furlex the World's best selling range of Furling gear.

Lower Swivel 539-490-01

The lower swivel is made of a high strength stainless steel structure with composite drum and cover. The cover fairlead position can be orientated to suit your boats' layout. 5mm stainless steel ball bearings provide low friction under high load.

There is an optional lower toggle to raise the drum unit from the deck.

Specification	
Safe working load	900 kg
Lower pin diameter	8 mm
Jaw width	8 mm
Drum diameter	11 mm
Rope capacity	24 turns of 4 mm



Top Swivel 539-480-01

The top swivel is made in the same way as the lower swivel. It has a high strength stainless steel structure with composite cover and also has 5mm stainless steel ball bearings for low friction under high load.

Specification	
Safe working load	900 kg
Lower pin diameter	8 mm
Jaw width	14 mm
Overall diameter	38 mm



Class reference guide

Class	Mast Section	Mast Art. No.	Rig Pack Art. No.	Boom Section	Boom Art. No.	Pole Art. No.
420	KA	D14-C067-0473	RIGP-0473	2628	B071-0473B	S038-0473E
	ZT	D14-C068-0473				S038-0473
	CU	D14-C069-0769				S038-0473
470	ZT	D14-C068-0769	RIGP-0474	OLY	B072-0474B	S042-0474E
	CU	D14-C069-0531				S042-0474
	ALT	D14-C071-0531				
505	CU	D14-C069-0475S	RIGP-0475	2633	B085-0523	S042-0475
	ALT	D14-C071-0475		CRB	BC086-0475	SC039-0475
2.4 metre	LA	D14-C063-0762S	RIGP-0762	-	-	S025-0762
Albacore	CU	D14-C069-0535	RIGP-0535	2633	B085-0535	S025-0535
	ALT	D14-C071-0535				
Bosun	GA	D13-C075-0539S	RIGP-0539B	2633	B085-0539B	S032-0539
British Moth	LA	D14-C063-0770	RIGP-0770	2628	B071-0770	-
	S2 CRB	D14-CC054-0770		CRB	BC086 - 0770	
Cadet	2420	D13-C060-0544T	RIGP-0543	2420	B060-0542	S025-0543
Contender	S2 CRB HM	D14-CC064-0551	RIGP-0551	CRB	BC089-0674	-
Devon Yawl Main	GA	D14-C075-0557	RIGP-0557	2633	B085-0557	-
Devon Yawl Mizzen	LA	D14-C063-0558	RIGP-0558	2520	B063-0558	-
Enterprise	D+ SLVD	D14-C074-0563	RIGP-0563	2628	B071-0562	S025-0563
E22	4931	D14-C124-0516	-	-	B081-0515	S063-0525A
	CU	D14-C069-0523	RIGP-0523	2633	B085-0523	S042-0523
ALT	D14-C071-0523	SC039-0523				
Fireball	CU	D14-C069-0523	RIGP-0523	2633	B085-0523	SC039-0523
ALT	D14-C071-0523					
Firefly	C	D14-C065-0574	RIGP-0574	2520	B063-0574	S025-0574
Flying Dutchman	GA	D14-C075-0776	RIGP-0567	2633	B085-0567	S042-0567
	S3 CRB HM	D14-CC064-0778B	RIGP-0776	CRB	BC089-0776	SC039-0776
Flying 15	EP	D14-C072-0573	RIGP-0573	2633	B085-0573	S042-0573
	ALT	D14-C071-0573				SC039-0779
Flying Junior	CU	D14-C069-0569	RIGP-0569	2628	B071-0569	S038-0569E
	KA	D14-C067-0778				
GP14	CU	D14-C069-0578	RIGP-0578	2628	B071-0578	SC039-0780
Gull	C	D14-C065-0580	RIGP-0580	2628	B071-0580	S025-0580
Hornet	CU	D14-C069-0585S	RIGP-0585	CRB	BC078-0585	SC039-0585
International Canoe	S2 CRB	D24-CC054-0607S	RIGP-0607	CRB	BC078-0607	-
International 14	S3 CRB HM	D24-CC064-1073B	SRIG-0610	CRB	BC086-0610	-
Javelin	EP	D14-C072-0614	RIGP-0614	2632	B084-0614	-
J24	4931	D14-C124-0524A	-	-	B090-0524	SC059-0524
Kestrel	CU	D14-C069-0617	RIGP-0617	2628	B071-0617	S042-0617
KZV	C080	D14-C080-0622BS	RIGP-0622	2633	B085-0622	S032-0622
	GA	D14-C075-0622				
Korsar	EP	D14-C072-0621	RIGP-0621	2633	B085-0618B	-
Lark	KA	D14-C065-0624K	RIGP-0624	2628	B071-0624	S038-0624
Merlin Rocket	S2 CRB	D14-CC054-0667R	RIGP-0667	CRB	BC078-0667	SC039-0667
Mirror	2420	D14-C063-0928A	RIGP-0928	2"	B050-0928	-
National 12	S2 CRB HM	D14-CC054-1156D	RIGP-1156	CRB	BC086-1156	-
	KA	D14-C067-0681				
National 18	3525	D14-C090-0685	RIGP-0685	3535	B090-0685	S042-0687
	S3 CRB	D14-CC077-0685				SC039-0686
Norfolk Punt	ORB CRB	D14-CC059-0700	-	CRB	BC086-0700	-
	ORB CRB	D14-CC059-0701				
Osprey	S3 CRB	D14-CC064-0689AR	RIGP-0690A	CRB	BC089-0689	SC039-0690
	EP	D14-C072-0689AR		2633	B085-0689A	S042-0689
Phantom	S3 CRB	D14-CC064-0693	RIGP-0694	CRB	BC078-0693	-
	S2 CRB HM	D14-CC054-0693B				
Pirat	KA	D14-C067-0695V	RIGP-0697	2628	B071-0697	S038-0697E
EP	D14-C072-0697					
SZV	E	D14-C070-0736	RIGP-0736	-	-	S042-0735
Scorpion	CU	D14-C069-0711	RIGP-0711	OLY	B072-0712	SC039-0712
Snipe	2420	D14-C060-0520	RIGP-0520	2628	B071-0520	S032-0520
Solo	CU	D14-C069-0716	RIGP-0716	2628	B071-0716	-
	C SLVD	D14-C065-0715				
	D+	D14-C074-0716				
	KA	D14-C067-0715				
Sonar	4028	D14-C102-0525	RIGP-0525	-	B090-0525	-
Solent Sunbeam	C116	D14-C116-0724	-	-	B120-0725	SC047-0725
Thames A Rater	C115 CRB	D14-CC115-0192	SRIG-0192	CRB	BC086-0192	-
Vaurien	LA	D13-C063-0747	RIGP-0747	2520	B063-0746	S038-0746E
	LA	D13-C063-0747R				
Wanderer	E	D14-C070-0748	RIGP-0748	2520	B071-0748	S038-0749
Wayfarer	E	D14-C070-0514T	RIGP-0514	2633	B085-0514	S042-0750
	E	D14-C070-0514TR				
Yngling	3525	D14-C090-0526	-	2229	B075-0526A	SC039-0526

Key: S2 CRB = Series 2 Carbon, S2 CRB HM= Series 2 Carbon High Modulus, S3 CRB = Series 3 Carbon, S3 CRB HM= Series 3 Carbon High Modulus
 LA = Lambda, KA = Kappa, CU = Cumulus, ALT = Alto, EP = Epsilon, GA = Gamma, SL = Sleeved, OLY = Olympus, SC = carbon pole, E = lift eye fitted

DINGHIESKEELBOATSYACHTS

*Seldén Mast AB, Sweden
Tel +46 (0)31 69 69 00
Fax +46 (0)31 29 71 37
e-mail info@seldenmast.com*

*Seldén Mast Limited, UK
Tel +44 (0)1329 50 40 00
Fax +44 (0)1329 50 40 49
e-mail info@seldenmast.co.uk*

*Seldén Mast Inc., USA
Tel +1 843-760-6278
Fax +1 843-760-1220
e-mail info@seldenus.com*

*Seldén Mast A/S, Denmark
Tel +45 39 18 44 00
Fax +45 39 27 17 00
e-mail info@seldenmast.dk*

*Seldén Mid Europe B.V.,
Netherlands
Tel +31 (0)111-698 120
Fax +31 (0)111-698 130
e-mail info@seldenmast.nl*

*Seldén Mast SAS, France
Tel +33 (0)251 362 110
Fax +33 (0)251 362 185
e-mail info@seldenmast.fr*

seldenmast.com

The Seldén Group is the world's leading manufacturer of mast and rigging systems in carbon and aluminium for dinghies, keelboats and yachts. The range was extended with deck hardware in 2008.

The Group consists of Seldén Mast AB in Sweden, Seldén Mast A/S in Denmark, Seldén Mast Ltd in the UK, Seldén Mid Europe B.V. in the Netherlands, Seldén Mast SAS in France and Seldén Mast Inc. in the U.S.

Our well known brands are Seldén and Furlex. The worldwide success of Furlex has enabled us to build a network of over 750 authorised dealers covering the world's marine markets. So wherever you sail, you can be sure of fast access to our service, spare parts and know-how.

SELDÉN and FURLEX are registered trademarks of Seldén Mast AB.

