



DIVISION I MEN'S SOCCER CHAMPIONSHIPS RECORDS BOOK

2017 Championship	2
History	3
All-Time Results	13
Brackets	23



2017 CHAMPIONSHIP

HIGHLIGHTS

[Stanford wins third straight national title in double overtime vs. Indiana](#): Stanford won its third consecutive NCAA men's soccer championship when Sam Werner scored in the second overtime to give the Cardinal a 1-0 victory over Indiana at Talen Energy Stadium.

On a sequence that began with a throw-in deep in Indiana territory, Werner stripped an Indiana player with one touch and stabbed a right-footed shot under the crossbar on his next, at 102:03, to give Stanford the first three-year championship run since Bruce Arena-coached Virginia won four straight from 1991-94.

The victory gives Stanford an unprecedented 115th NCAA team title, moving ahead of UCLA. It also makes Stanford the first Division I school to win national titles in both men's and women's soccer in the same season.

Stanford (19-2-2) had much of the run of play, outshooting the Hoosiers, 13-5, but with limited clear-cut scoring chances. The Cardinal defense, however, was spot-on, giving Indiana next to nothing on the way to earning its 12th consecutive postseason shutout – a stretch of 1,214 minutes, 20 seconds. Stanford has played two consecutive NCAA tournaments without allowing a goal.

Indiana (18-1-6) had the penalty area well-stocked when Stanford freshman right back Logan Panchot, whose brother Austin was on the field for Indiana, took a throw-in from the right side. His short throw to Corey Baird toward the corner flag was well-defended.

Baird one-touched the ball back to Panchot, whose back-heel return to Baird allowed him to get around two defenders. Baird turned toward the box and worked a give-and-go to Foster Langsdorf to get around three more.

Baird's left-footed centering pass from inside the box went awry, and was intercepted by Indiana's Griffin Dorsey. But Werner was lurking at the top of the box and stepped forward, causing Dorsey to attempt to dribble around him.

Instead, Werner picked Dorsey clean with his right foot. The effort caused Werner to drop his left knee to the turf, but he quickly recovered and immediately shot with his right foot from 10 yards. It seemed to surprise Indiana and the ball split two defenders and sailed over goalkeeper Trey Muse.

Werner, a redshirt junior and science, technology, and society major from Bozeman, Montana, scored his fifth goal of the year and first game-winner of his collegiate career.

The match kicked off in a sunny, crisp 37-degree day on a field lined with snow. Stanford got a good chance from Bryce Marion in the first half after Baird found a seam up the middle, but Muse stretched to his right to get a hand on the low shot.

In the second half, Langsdorf split two defenders with a ball that Baird took deep into the box before Muse had a point-blank save at the top of the six-yard box.

2017 RESULTS

FIRST ROUND

[Columbia 2, William & Mary 1 \(2OT\)](#)

[Butler 2, Lipscomb 0](#)

[Pacific 2, Cal. St. Fullerton 1](#)

[Coastal Caro. 1, Mercer 0](#)

[Seattle 3, Washington 2 \(OT\)](#)

[Wisconsin 4, Ill.-Chicago 1](#)

[Colgate 2, Massachusetts 0](#)

[San Francisco 2, California 1](#)

[UNCW 1, Presbyterian 0 \(OT\)](#)

[SMU 2, Central Ark. 0](#)

[Fordham 3, St. Francis Brooklyn 2 \(OT\)](#)

[FIU 2, Omaha 0](#)

[Virginia Tech 2, Air Force 0](#)

[Albany \(NY\) * 0, Maryland 0 \(5-4 PK\)](#)

[New Hampshire 3, Fairfield 0](#)

[Old Dominion 2, NC State 0](#)

SECOND ROUND

[Wake Forest 1, Columbia 0](#)

[Butler 3, VCU 2](#)

[Stanford* 0, Pacific 0 \(4-1 PK\)](#)

[Coastal Caro. 3, Clemson 1](#)

[Akron 3, Seattle 0](#)

[Wisconsin 1, Notre Dame 0 \(OT\)](#)

[Colgate 3, Michigan 2](#)

[Louisville 3, San Francisco 2](#)

[North Carolina 2, UNCW 1](#)

[SMU 2, Georgetown 1 \(2OT\)](#)

[Fordham 1, Virginia 0](#)

[Duke 2, FIU 1](#)

[Michigan St. 3, Virginia Tech 0](#)

[Western Mich. 2, Albany \(NY\) 0](#)

[New Hampshire* 0, Dartmouth 0 \(4-1 PK\)](#)

[Indiana 3, Old Dominion 0](#)

THIRD ROUND

[Wake Forest 2, Butler 0](#)

[Stanford 2, Coastal Caro. 0](#)

[Akron 3, Wisconsin 2 \(OT\)](#)

[Louisville 2, Colgate 0](#)

[North Carolina 2, SMU 0](#)

[Fordham* 2, Duke 2 \(8-7 PK\)](#)

[Michigan St. 2, Western Mich. 1](#)

[Indiana 2, New Hampshire 1](#)

QUARTERFINALS

[Stanford 2, Wake Forest 0](#)

[Akron* 0, Louisville 0 \(4-3 PK\)](#)

[North Carolina 2, Fordham 1](#)

[Indiana* 1, Michigan St. 1 \(3-2 PK\)](#)

SEMIFINALS

[Stanford 2, Akron 0](#)

[Indiana 1, North Carolina 0](#)

CHAMPIONSHIP

[Stanford 1, Indiana 0 \(2OT\)](#)

**Advanced on penalty kicks*

HISTORY

RESULTS

Year	Champion (Record)	Coach	Score	Runner-Up	Host or Site	Game Attendance	Total Attendance
1959	Saint Louis (11-1)	Bob Guelker	5-2	Bridgeport	UConn	400	—
1960	Saint Louis (14-1)	Bob Guelker	3-2	Maryland	Brooklyn	1,000	—
1961	West Chester (12-0)	Mel Lorback	2-0	Saint Louis	St. Louis	6,500	—
1962	Saint Louis (12-0-1)	Bob Guelker	4-3	Maryland	St. Louis	6,231	—
1963	Saint Louis (13-1)	Bob Guelker	3-0	Navy	Rutgers	3,500	—
1964	Navy (15-0)	F.H. Warner	1-0	Michigan St.	Brown	600	—
1965	Saint Louis (14-0)	Bob Guelker	1-0	Michigan St.	St. Louis	7,234	—
1966	San Francisco (11-0-1)	Steve Negoesco	5-2	LIU Brooklyn	California	5,000	—
1967	Michigan St. (12-0-2)	Gene Kenney	0-0	(Game called due to inclement weather)	St. Louis	3,000	—
1968	Maryland (14-0-1)	Doyle Royal	2-2 (2 OT)		Georgia Tech-Emory	1,112	—
	Michigan St. (11-1-3)	Gene Kenney					
1969	Saint Louis (13-0)	Harry Keough	4-0	San Francisco	San Jose St.	5,100	—
1970	Saint Louis (14-0-1)	Harry Keough	1-0	UCLA	SIUE	8,000	—
1971	#Howard (15-0)	Lincoln Phillips	3-2	Saint Louis	Miami, Fla.	5,800	—
1972	Saint Louis (15-2-3)	Harry Keough	4-2	UCLA	Miami, Fla.	3,000	—
1973	Saint Louis (15-2-3)	Harry Keough	2-1 (OT)	UCLA	Miami, Fla.	5,861	—
1974	Howard (19-0)	Lincoln Phillips	2-1 (4 OT)	Saint Louis	St. Louis	2,921	—
1975	San Francisco (21-1-2)	Steve Negoesco	4-0	SIUE	SIUE	4,400	24,071
1976	San Francisco (20-2-3)	Steve Negoesco	1-0	Indiana	Penn	5,981	39,373
1977	Hartwick (16-0-2)	Jim Lennox	2-1	San Francisco	California	16,503	28,557
1978	#San Francisco (28-1)	Steve Negoesco	2-0	Indiana	Tampa, Fla.	8,700	30,553
1979	SIUE (19-2-3)	Bob Guelker	3-2	Clemson	Tampa, Fla.	5,500	30,947
1980	San Francisco (24-0-2)	Steve Negoesco	4-3 (OT)	Indiana	Tampa, Fla.	7,052	25,729
1981	UConn (20-3-2)	Joe Morrone	2-1 (OT)	Alabama A&M	Stanford	3,500	31,200
1982	Indiana (21-3-1)	Jerry Yeagley	2-1 (8 OT)	Duke	Fort Lauderdale, Fla.	5,312	50,949
1983	Indiana (21-1-4)	Jerry Yeagley	1-0 (2 OT)	Columbia	Fort Lauderdale, Fla.	5,257	54,386
1984	Clemson (22-4)	I.M. Ibrahim	2-1	Indiana	Seattle	7,926	48,469
1985	UCLA (20-1-4)	Sigi Schmid	1-0 (8 OT)	American	Seattle	5,986	54,206
1986	Duke (18-5-1)	John Rennie	1-0	Akron	Tacoma, Wash.	4,196	65,892
1987	Clemson (18-5-1)	I.M. Ibrahim	2-0	San Diego St.	Clemson	8,352	57,009
1988	Indiana (19-3-3)	Jerry Yeagley	1-0	Howard	Indiana	5,168	38,560
1989	Santa Clara (20-0-3)	Steve Sampson	1-1 (2 OT)		Rutgers	3,889	67,338
	Virginia (21-2-2)	Bruce Arena					
1990	*UCLA (19-1-4)	Sigi Schmid	0-0 (4 OT, 4-3 PK)	Rutgers	South Fla.	4,613	55,096
1991	*Virginia (19-1-2)	Bruce Arena	0-0 (4 OT, 3-1 PK)	Santa Clara	South Fla.	3,925	48,154
1992	Virginia (21-2-1)	Bruce Arena	2-0	San Diego	Davidson	8,150	52,191
1993	Virginia (22-3)	Bruce Arena	2-0	South Carolina	Davidson	10,549	72,175
1994	Virginia (22-3-1)	Bruce Arena	1-0	Indiana	Davidson	12,033	92,186
1995	Wisconsin (20-4-1)	Jim Launder	2-0	Duke	Richmond	21,319	96,747
1996	St. John's (NY) (22-2-2)	Dave Masur	4-1	FIU	Richmond	20,874	85,915
1997	UCLA (22-2)	Sigi Schmid	2-0	Virginia	Richmond	20,143	67,764
1998	Indiana (23-2)	Jerry Yeagley	3-1	Stanford	Richmond	15,202	70,885
1999	Indiana (21-3)	Jerry Yeagley	1-0	Santa Clara	Charlotte, N.C.	15,439	56,078
2000	UConn (20-3-2)	Ray Reid	2-0	Creighton	Charlotte, N.C.	11,421	52,910
2001	North Carolina (21-4)	Elmar Bolowich	2-0	Indiana	Columbus, Ohio	7,113	63,791
2002	UCLA (18-3-3)	Tom Fitzgerald	1-0	Stanford	Dallas	8,498	62,280
2003	Indiana (17-3-5)	Jerry Yeagley	2-1	St. John's (NY)	Columbus, Ohio	5,300	61,310
2004	*Indiana (19-4-1)	Mike Freitag	1-1 (2 OT, 3-2 PK)	UC Santa Barbara	Carson, Calif.	13,601	72,566
2005	Maryland (20-4-1)	Sasho Cirovski	1-0	New Mexico	Cary, N.C.	6,922	76,920
2006	UC Santa Barbara (17-7-1)	Tim Vom Steeg	2-1	UCLA	Saint Louis	5,948	77,173
2007	Wake Forest (22-2-2)	Jay Vidovich	2-1	Ohio St.	Cary, N.C.	8,172	79,523
2008	Maryland (23-3)	Sasho Cirovski	1-0	North Carolina	Frisco, Texas	7,690	54,690

Year	Champion (Record)	Coach	Score	Runner-Up	Host or Site	Game Attendance	Total Attendance
2009	*Virginia (19-3-3)	George Gelnovatch	0-0 (2 OT, 3-2 PK)	Akron	Cary, N.C.	5,679	76,566
2010	Akron (22-1-2)	Caleb Porter	1-0	Louisville	Santa Barbara, Calif.	9,672	80,747
2011	North Carolina (21-2-3)	Carlos Somoano	1-0	Charlotte	Hoover, Ala.	8,777	87,221
2012	Indiana (16-5-3)	Todd Yeagley	1-0	Georgetown	Hoover, Ala.	9,242	78,406
2013	Notre Dame (17-1-6)	Bobby Clark	2-1	Maryland	Chester, Pa.	5,303	62,406
2014	*Virginia (14-6-3)	George Gelnovatch	0-0 (2 OT, 4-2 PK)	UCLA	Cary, N.C.	8,015	63,965
2015	Stanford (18-2-3)	Jeremy Gunn	4-0	Clemson	Kansas City	4,081	62,841
2016	*Stanford (15-3-5)	Jeremy Gunn	0-0 (2 OT, 5-4 PK)	Wake Forest	Houston	6,315	76,467
2017	Stanford (19-2-2)	Jeremy Gunn	1-0 (2 OT)	Indiana	Chester, Pa.	5,764	66,952

*Declared champion on the basis of PK.

#Later vacated.

TEAM CHAMPIONSHIPS

Saint Louis	10
Indiana	8
Virginia	7
San Francisco	4
UCLA	4
Maryland	3
Stanford	3
Clemson	2
Michigan St.	2
North Carolina	2
UConn	2
Akron	1
Duke	1
Hartwick	1
Howard	1
Navy	1
Notre Dame	1
St. John's (NY)	1
Santa Clara	1
SIUE	1
UCSB	1
Wake Forest	1
West Chester	1
Wisconsin	1

ALL-TOURNAMENT TEAMS

MOP—Most Outstanding Player.

1960

Don Range, Saint Louis (MOP offensive)
John Klein, Saint Louis (MOP defensive)

1961

Bill Foulke, West Chester (MOP offensive)
Bill Killen, West Chester (MOP defensive)

1962

Gerry Balassi, Saint Louis (MOP offensive)
Don Ceresia, Saint Louis (MOP defensive)

1964

Sydney Alozie, Michigan St. (MOP offensive)
Myron Hura, Navy (MOP defensive)

1965

Pat McBride, Saint Louis (MOP offensive)
Jack Gilsinn, Saint Louis (MOP defensive)
Nick Krat, Michigan St. (MOP defensive)

1966

Sandor Hites, San Francisco (MOP offensive)

1967

Ernie Tuchscherer, Michigan St. (MOP offensive)

1969

Al Trost, Saint Louis (MOP offensive)
Pat Leahy, Saint Louis (MOP defensive)

1971

Mike Seerey, Saint Louis (MOP offensive)

1972

Danny Counce, Saint Louis (MOP offensive)
Bruce Arena, Cornell (MOP defensive)

1975

Andy Atuegbu, San Francisco (MOP offensive)
Steve Ralbovsky, Brown (MOP defensive)

1976

Andy Atuegbu, San Francisco (MOP offensive)
David Shelton, Indiana (MOP defensive)

1977

John Young, Hartwick (MOP offensive)
Jeff Tipping, Hartwick (MOP defensive)

1997

Seth George, UCLA (MOP offensive)
Matt Reis, UCLA (MOP defensive)
Carlos Bocanegra, UCLA
Josh Keller, UCLA
Tom Poltl, UCLA
McKinley Tennyson, UCLA
Ben Olsen, Virginia
Scott Vermillion, Virginia

Brian West, Virginia
Chris Klein, Indiana
Aleksy Korol, Indiana
Tim Leonard, Saint Louis
Kevin Quigley, Saint Louis

1998

Aleksy Korol, Indiana (MOP offensive)
Nick Garcia, Indiana (MOP defensive)
Lazo Alavanja, Indiana
Gino DiGuardi, Indiana
Dema Kovalenko, Indiana
Yuri Lavrinenko, Indiana
Andrew Parrish, Indiana
Jamie Clark, Stanford
Simon Elliott, Stanford
Lee Morrison, Stanford
Steve Armas, Maryland
Taylor Twellman, Maryland
Michael Goehring, Santa Clara

1999

Yuri Lavrinenko, Indiana (MOP offensive)
Nick Garcia, Indiana (MOP defensive)
Ryan Mack, Indiana
Aleksy Korol, Indiana
Adam Eyre, Santa Clara
Ari Rodopoulos, Santa Clara
Shawn Percell, Santa Clara
Darin Lewis, UConn
Brent Rahim, UConn
Sasha Victorine, UCLA
Pete Vagenas, UCLA

2000

Darin Lewis, UConn (MOP offensive)
Chris Gbandi, UConn (MOP defensive)
Brent Rahim, UConn
Bryheem Hancock, UConn
Max Zieky, UConn
Mike Tranchilla, Creighton
Brian Mullan, Creighton
Ishmael Mintah, Creighton
Mike Gabb, Creighton
Diego Walsh, SMU
Pat Noonan, Indiana

2001

Ryan Kneipper, North Carolina (MOP offensive)
David Stokes, North Carolina (MOP defensive)
Danny Jackson, North Carolina
Matt Crawford, North Carolina
Michael Ueltschey, North Carolina
Pat Noonan, Indiana
Mike Ambersley, Indiana
Matt Moses, Stanford
Todd Dunivant, Stanford
Jeff Matteo, St. John's (NY)
Shalrie Joseph, St. John's (NY)

2002

Aaron Lopez, UCLA (MOP offensive)
Zach Wells, UCLA (MOP defensive)

Joe Wieland, Creighton
Mike Tranchilla, Creighton
Sumed Ibrahim, Maryland
Chad Marshall, Stanford
Roger Levesque, Stanford
Todd Dunivant, Stanford
Adolfo Gregorio, UCLA
Matt Taylor, UCLA
Scot Thompson, UCLA

2003

Jacob Peterson, Indiana (MOP offensive)
Jay Nolly, Indiana (MOP defensive)
Ned Grabavoy, Indiana
Jed Zayner, Indiana
Drew Shinabarger, Indiana
Josh Tudela, Indiana
Danny O'Rourke, Indiana
Christopher Wingert, St. John's (NY)
Seth Stammler, Maryland
Sumed Ibrahim, Maryland
Will Weatherly, Santa Clara

2004

Drew McAthy, UC Santa Barbara (MOP offensive)
Jay Nolly, Indiana (MOP defensive)
John Michael Hayden, Indiana
Jed Zayner, Indiana
Danny O'Rourke, Indiana
Brian Plotkin, Indiana
Andy Iro, UC Santa Barbara
Danny Kennedy, UC Santa Barbara
Tony Lochhead, UC Santa Barbara
Blake Camp, Duke
Jason Garey, Maryland

2005

Jason Garey, Maryland (MOP offensive)
Chris Seitz, Maryland (MOP defensive)
Robbie Rogers, Maryland
A.J. Godbolt, Maryland
Michael Dello-Russo, Maryland
Andrew Boyens, New Mexico
Mike Graczyck, New Mexico
Lance Watson, New Mexico
Dane Richards, Clemson
Justin Moore, Clemson
Paulo da Silva, SMU

2006

Nick Perera, UC Santa Barbara (MOP offensive)
Andy Iro, UC Santa Barbara (MOP defensive)
Eric Avila, UC Santa Barbara
Bryan Byrne, UC Santa Barbara
Kyle Reynish, UC Santa Barbara
Tyler Rosenlund, UC Santa Barbara
Tony Beltran, UCLA
David Estrada, UCLA
Jason Leopoldo, UCLA
Bakary Soumare, Virginia
Marcus Tracy, Wake Forest

2007

Marcus Tracy, Wake Forest (MOP offensive)
Brian Edwards, Wake Forest
Cody Arnoux, Wake Forest
Sam Cronin, Wake Forest
Zack Schilawski, Wake Forest
Eric Brunner, Ohio St.
Roger Espinoza, Ohio St.
Casey Latchem, Ohio St.
Doug Verhoff, Ohio St.
Zack Simmons, Massachusetts
Patrick Nyarko, Virginia Tech

2008

Graham Zusi, Maryland (MOP offensive)
Omar Gonzalez, Maryland (MOP defensive)
A.J. Delagarza, Maryland
Jason Herrick, Maryland
Rich Costanzo, Maryland
Neal Kitson, St. John's (NY)
Corben Bone, Wake Forest
Zach Loyd, North Carolina
Brooks Haggerty, North Carolina
Brian Shriver, North Carolina
Billy Schuler, North Carolina

2009

Jonathan Villanueva, Virginia (MOP offensive)
Diego Restrepo, Virginia (MOP defensive)
Brian Ownby, Virginia
Tony Tchani, Virginia
Mike Volk, Virginia
Teal Bunbury, Akron
Blair Gavin, Akron
Ben Speas, Akron
Zarek Valentin, Akron
Zach Loyd, North Carolina
Corben Bone, Wake Forest

2010

Scott Caldwell, Akron (MOP offensive)
Kofi Sarkodie, Akron (MOP defensive)
Zarek Valentin, Akron
Darlington Nagbe, Akron
Michael Nanchoff, Akron
Anthony Ampaipitakwong, Akron
Charlie Campbell, Louisville

Colin Rolfe, Louisville
Austin Berry, Louisville
Andre Boudreaux, Louisville
Justin Meram, Michigan

2011

Ben Speas, North Carolina (MOP offensive)
Isaac Cowles, Charlotte (MOP defensive)
Billy Schuler, North Carolina
Enzo Martinez, North Carolina
Kirk Urso, North Carolina
Giuseppe Gentile, Charlotte
Charles Rodriguez, Charlotte
Donnie Smith, Charlotte
Chandler Hoffman, UCLA
Ryan Hollingshead, UCLA
Brian Holt, Creighton

2012

Steve Neumann, Georgetown (MOP offensive)
Luis Soffner, Indiana (MOP defensive)
Nikita Kotlov, Indiana
Femi Hollinger-Janzen, Indiana
Caleb Konstanski, Indiana
Eriq Zavaleta, Indiana
Tomas Gomez, Georgetown
Tommy Muller, Georgetown
Ian Christianson, Georgetown
Patrick Mullins, Maryland
Schillo Tshuma, Maryland

2013

Harrison Shipp, Notre Dame (MOP offensive)
Zack Steffen, Maryland (MOP defensive)
Nick Besler, Notre Dame
Patrick Hodan, Notre Dame
Andrew O'Malley, Notre Dame
Grant Van De Castelee, Notre Dame
Tsubasa Endoh, Maryland
Patrick Mullins, Maryland
Jordan Allen, Virginia
Darius Madison, Virginia
Michael Calderon, New Mexico

2014

Mac Steeves, Providence (MOP offensive)
Calle Brown, Virginia (MOP defensive)
Darius Madison, Virginia

Kyler Sullivan, Virginia
Sheldon Sullivan, Virginia
Pablo Aguilar, Virginia
Jake Rozhansky, Virginia
Leo Stolz, UCLA
Michael Amick, UCLA
Larry Ndjock, UCLA
Oumar Ballo, UMBC

2015

Jordan Morris, Stanford (MOP offensive)
Brandon Vincent, Stanford (MOP defensive)
Jake Fenlason, Akron
Richie Laryea, Akron
Julian Buescher, Syracuse
Andrew Tarbell, Clemson
Kyle Fisher, Clemson
Paul Clowes, Clemson
Corey Baird, Stanford
Andrew Epstein, Stanford
Eric Verso, Stanford

2016

Ian Harkes, Wake Forest (MOP offensive)
Andrew Epstein, Stanford (MOP defensive)
Andre Shinyashiki, Denver
Colton Storm, North Carolina
Jon Baker, Wake Forest
Brad Dunwell, Wake Forest
Ema Twumasi, Wake Forest
Corey Baird, Stanford
Tanner Beason, Stanford
Tomas Hillard-Arce, Stanford
Brian Nana-Sinkam, Stanford

2017

Sam Werner, Stanford (MOP offensive)
Tomas Hilliard-Arce, Stanford (MOP defensive)
Joao Moutinho, Akron
Andrew Gutman, Indiana
Grant Lillard, Indiana
Trey Muse, Indiana
Cory Thomas, Indiana
Cam Lindley, North Carolina
Tanner Beason, Stanford
Nico Corti, Stanford
Foster Langsdorf, Stanford

TOURNAMENT SCORING LEADERS

Year	Player, School	G	A	P
1974	Dale Russell, Philadelphia U.	6	1	13
1975	Lincoln Peddie, Howard	6	0	12
1976	Dave MacWilliams, Philadelphia U.	5	2	12
1977	Art Napolitano, Hartwick	4	0	8
1978	Thompson Usiyan, Appalachian St.	7	1	15
1979	Obed Ariri, Clemson	5	1	11
1980	John Hayes, Saint Louis	5	0	10
1981	Elvis Comrie, UConn	3	2	8
	Pedro DeBrito, UConn	3	2	8
	Solomon Shiferow, Alabama A&M	3	2	8
1982	Sean McCoy, Duke	3	1	7
1983	Jeff Gaffney, Virginia	4	1	9
1984	Gary Conner, Clemson	4	0	8
	Mike Hylla, Indiana	3	2	8
1985	Dale Ervine, UCLA	4	0	8
1986	Tom Stone, Duke	4	1	9
1987	Bruce Murray, Clemson	5	4	14
1988	Michael Dominic, LIU Brooklyn	3	0	6
	Ian Hennessy, Seton Hall	3	0	6
1989	Steve Snow, Indiana	4	1	9
1990	Chad Deering, Indiana	3	1	7
1991	Brian McBride, Saint Louis	4	0	8
	Alan Prampin, SMU	3	2	8
	Bill Donnell, Yale	4	0	8
1992	Guillermo Jara, San Diego	3	5	11
1993	Nate Friends, Virginia	5	0	10
	Andre Parris, Princeton	2	6	10
1994	A.J. Wood, Virginia	5	0	10
1995	Mike Fisher, Virginia	5	0	10
1996	Alen Kozic, FIU	3	3	9
1997	Ben Olsen, Virginia	5	3	13
1998	Aleksey Korol, Indiana	6	2	14
1999	Aleksey Korol, Indiana	4	2	10
2000	Mohamed Fahim, SMU	5	2	12
	Corey Woolfolk, Stanford	5	2	12
2001	Ryan Kneipper, North Carolina	5	0	10
2002	Matt Taylor, UCLA	5	2	12
2003	Joseph Ngwenya, Coastal Caro.	5	1	11
2004	Ryan Pore, Tulsa	4	1	9
2005	Paulo da Silva, SMU	5	2	12
2006	Sal Zizzo, UCLA	5	1	11
2007	Yan Klukowski, Central Conn. St.	3	3	9
2008	Cody Arnoux, Wake Forest	3	3	9
2009	Will Bates, Virginia	4	0	8
	Zack Schilawski, Wake Forest	3	2	8
	Tony Tchani, Virginia	2	4	8
2010	Justin Meram, Michigan	5	0	10
2011	Casey Townsend, Maryland	4	0	8
	Colin Rolfe, Louisville	2	4	8
	Chandler Hoffman, UCLA	3	2	8
2012	Nikita Kotlov, Indiana	5	1	11
2013	Patrick Mullins, Maryland	5	1	11
2014	Andy Craven, North Carolina	4	2	10
2015	Jordan Morris, Stanford	5	1	11
2016	Julian Gressel, Providence	4	1	9
2017	Mike Catalano, Wisconsin	4	0	8

Information not available before 1974.

INDIVIDUAL RECORDS

GOALS, GAME

7—Thompson Usiyan, Appalachian St. (9) vs. George Washington (3), 1978.

GOALS, TOURNAMENT

7—Thompson Usiyan, Appalachian St. (7 vs. George Washington, 0 vs. Clemson), 1978.

GOALS, CAREER

13—A.J. Wood, Virginia, 1991-92-93-94.

ASSISTS, GAME

3—Hugh Copeland, Brown (6) vs. Bridgeport (2), 1976; Dale Russell, Philadelphia U. (4) vs. Penn St. (0), 1976; Duncan MacDonald, Hartwick (5) vs. St. Francis Brooklyn (1), 1977; Robert Byrnett, Appalachian St. (9) vs. George Washington (3), 1978; Tim Guelker, SIUE (3) vs. Clemson (2), 1979; Peter Dicce, Temple (5) vs. Penn St. (6), 1985; Dario Brose, NC State (3) vs. South Carolina (1), 1990; Toby Taitano, San Diego (4) vs. Portland (2), 1990; Billy Baumhoff, South Carolina (6) vs. Air Force (0), 1993; Andre Parris, Princeton (5) vs. Penn St. (2), 1993; Daniel Falcone, Portland (4) vs. Butler (1), 1995; Yuri Lavrinenko, Indiana (4) vs. Evansville (1), 1996; Matt Crawford, North Carolina (6) vs. Winthrop (0), 2002; Luiz Del Monte, Creighton (6) vs. Boston College (2), Dec. 8, 2002; Simon Schoendorf, South Fla. (3) vs. Stetson (0), 2005; Cody Arnoux, Wake Forest (5) vs. South Fla. (0), 2008; Colin Rolfe, Louisville (4) vs. Maryland (2), 2011; Dan Delgado, San Diego (5) vs. UCLA (2), 2012; Ivan Militar, Old Dominion (5) vs. Drexel (1), 2013; Leo Stolz, UCLA (4) vs. Elon (0), 2013; Fabian Herbers, Creighton (5) vs. Drake (1), Nov. 22, 2015; Iman Mafi, Clemson (5) vs. Elon (2), Nov. 22, 2015; Thales Moreno, Clemson (3) vs. UC Santa Barbara (2), Nov. 29, 2015; Nico Melo, North Carolina (3) vs. FGCU (2), Nov. 20, 2016; Ken Krolicki, Michigan St. (3) vs. Virginia Tech (0), Nov. 19, 2017.

ASSISTS, TOURNAMENT

6—Andre Parris, Princeton (1 vs. Columbia, 3 vs. Penn St., 2 vs. Hartwick), 1993.

ASSISTS, CAREER

11—Yuri Lavrinenko, Indiana, 1996-97-98-99.

POINTS, GAME

15—Thompson Usiyan (7 goals, 1 assist), Appalachian St. (9) vs. George Washington (3), 1978.

POINTS, TOURNAMENT

15—Thompson Usiyan (7 goals, 1 assist; 7-1 vs. George Washington, 0-0 vs. Clemson), Appalachian St., 1978.

POINTS, CAREER

29—Dave MacWilliams (11 goals, 7 assists), Philadelphia U., 1976-77-78; A.J. Wood (13 goals, 3 assists), Virginia, 1991-92-93-94; Aleksey Korol (12 goals, 5 assists), Indiana, 1996-97-98-99.

SAVES, GAME

28—Frank Crupi, Fairleigh Dickinson (1) vs. Bucknell (0), 1975.

LOWEST GOALS-AGAINST AVERAGE, TOURNAMENT (MINIMUM 3 GAMES)

0.00—Peter Arnautoff, San Francisco (vs. San Jose St., Clemson and Indiana), 1976; Jon Belskis, Wisconsin (vs. William & Mary, SMU, Portland and Duke), 1995; Aaron Sockwell, SMU (vs. Rider, Dartmouth and Saint Louis), 1997; David Meves, Akron (vs. South Fla., Stanford, Tulsa, North Carolina and Virginia), 2009; Andrew Epstein, Stanford (vs. Pacific, Virginia, Louisville, North Carolina and Wake Forest), 2016; Nico Corti, Stanford (vs. Pacific, Coastal Caro., Wake Forest, Akron and Indiana), 2017.

LOWEST GOALS-AGAINST AVERAGE, CAREER (MINIMUM 5 GAMES)

0.00—Nico Corti, Stanford, 2015-17 (0 goals, 6 games [488 minutes])
0.34—Andrew Epstein, Stanford, 2014-15-16 (4 goals, 11 games [1,073 minutes])

TEAM RECORDS

GOALS, GAME

9—Saint Louis vs. Stanford (3), 1962; Michigan St. vs. Howard (1), 1962; Howard vs. Duke (0), 1972; Appalachian St. vs. George Washington (3), 1978.

GOALS, TWO TEAMS, GAME

12—Saint Louis (9) vs. Stanford (3), 1962; Appalachian St. (9) vs. George Washington (3), 1978.

GOALS, TOURNAMENT

17—Clemson, 1976; Clemson, 1978; UCLA, 2002.

SHOTS, GAME

54—UConn (2) vs. Rhode Island (3) (4 OT), 1979.

CORNER KICKS, GAME

20—UConn (2) vs. Hartford (1) (4 OT), 1999.

FOULS, GAME

50—Rhode Island (3) vs. UConn (2) (4 OT), 1979; Indiana (1) vs. UC Santa Barbara (1) (2 OT, PK), 2004.

GOALS PER GAME, TOURNAMENT (MINIMUM 2 GAMES)

5.00—Saint Louis (15 goals in 3 games), 1959; Saint Louis (15 goals in 3 games), 1962; Appalachian St. (10 goals in 2 games), 1978.

LOWEST GOALS-AGAINST AVERAGE, TOURNAMENT (MINIMUM 3 GAMES)

0.00—San Francisco, 4 games, 1976; Wisconsin, 5 games, 1995; SMU, 3 games, 1997; Akron 5 games, 2009; Stanford, 5 games, 2016; Stanford, 5 games, 2017

OVERTIME GAMES, TOURNAMENT

5—Alabama A&M, 1981.

LONGEST GAME

166 minutes, 5 seconds—UCLA (1) vs. American (0) (8 OT), 1985.

MISCELLANEOUS RECORDS

MOST CONFERENCE TEAMS IN THE TOURNAMENT

9—Atlantic Coast Conference (Boston College, Clemson, Louisville, North Carolina, Notre Dame, Syracuse, Virginia, Virginia Tech, Wake Forest), 2016; Atlantic Coast Conference (Clemson, Duke, Louisville, NC State, North Carolina, Notre Dame, Virginia, Virginia Tech, Wake Forest, 2017.

8—Atlantic Coast Conference (Clemson, Duke, Maryland, North Carolina, North Carolina State, Virginia, Virginia Tech, Wake Forest), 2005; Big East (Georgetown, Louisville, Marquette, Notre Dame, South Fla., St. John's (NY), Syracuse, UConn), 2012.

MOST CONFERENCE TEAMS IN THE QUARTERFINALS

5—Atlantic Coast Conference (Clemson, Louisville, North Carolina, Virginia Tech, Wake Forest), 2016

WON-LOST-TIED RECORDS IN TOURNAMENT PLAY

[Note: Before 1974 and beginning again in 1982, no third-place game was played. Each non-advancing semifinalist is credited with a third-place finish in those years. The 1967, 1968 and 1989 Championship matches resulted in ties. Each team is credited with a first-place finish.]

Team (Years Participated)	Yrs.	Won	Lost	Tied	Pct.	1st	2nd	3rd	4th
Adelphi (1963-69-76-78-87-88-90-91-92-2006)	10	2	9	1	.208	0	0	0	0
Air Force (1964-65-68-69-72-77-85-92-93-97-2012-17)	12	3	12	0	.200	0	0	0	0
Akron (1966-67-68-70-71-75-76-83-84-85-86-98-2001-02-03-04-05-07-08-09-10-11-12-13-14-15-16-17)	28	25	23	8	.518	1	2	2	0
Alabama A&M (1980-81-82-83-84)	5	9	5	0	.643	0	1	1	0
Albany (NY) (2016-17)	2	1	2	1	.375	0	0	0	0
American (1978-79-84-85-97-2001-02-04)	8	11	8	0	.579	0	1	0	0
Appalachian St. (1975-77-78-80)	4	1	4	0	.200	0	0	0	0
Army West Point (1963-64-65-66-67-68-70-71-72-73-75-96)	12	10	12	0	.455	0	0	4	0
Baltimore (1965)	1	0	1	0	.000	0	0	0	0
Binghamton (2003-06)	2	1	2	0	.333	0	0	0	0
Boston College (1982-90-2000-01-02-04-07-08-09-10-11-12-15-16)	14	9	12	3	.438	0	0	0	0
Boston U. (1980-85-86-88-90-91-93-94-95-96-97-2004-07-08-15)	15	6	15	1	.295	0	0	0	0
Bowling Green (1972-73-92-95-96-97)	6	2	6	0	.250	0	0	0	0
Bradley (2000-02-05-07-10-11-13)	7	4	7	1	.375	0	0	0	0
Bridgeport (1959-61-63-64-66-67-69-71-73-74-75-76)	12	6	12	0	.333	0	1	1	0
Brockport (1961-68)	2	0	2	0	.000	0	0	0	0
Brooklyn (1960-88-90)	3	1	3	0	.250	0	0	0	0
Brown (1963-65-68-69-70-71-72-73-74-75-76-77-78-94-95-97-98-99-2000-03-05-06-07-09-10-11-12)	27	35	26	1	.573	0	0	3	1
Bucknell (1974-75-76-2006-09-10-14)	7	3	7	0	.300	0	0	0	0
Buffalo St. (1967-70)	2	1	2	0	.333	0	0	0	0
Butler (1995-97-98-2001-09-10-16-17)	8	4	7	1	.375	0	0	0	0
Cal Poly (1995-2008-15)	3	1	3	0	.250	0	0	0	0
Cal St. Fullerton (1975-86-93-94-96-98-2000-14-15-17)	10	7	10	0	.412	0	0	1	0
California (1960-77-81-83-85-86-96-2001-02-03-04-05-06-07-08-10-13-14-17)	19	13	18	2	.424	0	0	0	0
Campbell (2007)	1	0	1	0	.000	0	0	0	0
CCNY (1959)	1	1	1	0	.500	0	0	1	0
Central Ark. (2017)	1	0	1	0	.000	0	0	0	0
Central Conn. St. (2007)	1	2	1	0	.667	0	0	0	0
Charleston So. (1997)	1	0	1	0	.000	0	0	0	0
Charlotte (1991-92-94-96-97-2009-11-12-13-14-15-16)	12	8	10	4	.455	0	1	1	0
Chico St. (1971-74)	2	0	2	0	.000	0	0	0	0
Cincinnati (1998-2003-06)	3	0	2	1	.167	0	0	0	0
Clemson (1972-73-74-75-76-77-78-79-81-82-83-84-85-87-90-91-93-95-97-98-2000-01-02-03-05-06-13-14-15-16-17)	31	52	28	4	.643	2	2	3	1
Cleveland St. (1969-70-74-75-77-78-79-80-2012)	9	4	9	0	.308	0	0	0	0
Coastal Caro. (1992-95-2001-02-03-04-05-10-11-12-13-14-15-16-17)	15	14	14	1	.500	0	0	0	0
Col. of Charleston (1994-95-96-2004-10)	5	4	5	0	.444	0	0	0	0
Colgate (1959-66-2007-08-11-16-17)	7	2	7	0	.222	0	0	0	0
Colorado Col. (1966-67-75)	3	0	3	0	.000	0	0	0	0
Columbia (1970-78-79-80-81-82-83-84-85-89-90-91-93-2017)	14	12	15	0	.444	0	1	0	1
Cornell (1971-72-74-75-76-77-80-95-96-2012)	10	8	10	0	.444	0	0	1	0
Creighton (1992-93-94-95-96-97-98-99-2000-01-02-03-04-05-06-07-08-10-11-12-13-14-15-16)	24	34	20	7	.615	0	1	4	0
CSU Bakersfield (2011)	1	0	1	0	.000	0	0	0	0
CSUN (2002-03-04-05-12-13-16)	7	1	6	1	.188	0	0	0	0
Dartmouth (1964-77-78-90-92-97-2000-04-05-07-08-09-10-11-14-15-16-17)	18	10	15	4	.414	0	0	0	0
Davidson (1992-2003)	2	1	2	2	.400	0	0	1	0
Dayton (2008-15)	2	0	0	3	.500	0	0	0	0
Delaware (1968-70-2011-13-16)	5	1	5	0	.167	0	0	0	0
Denver (1970-2008-10-13-14-15-16)	7	4	6	1	.409	0	0	1	0
DePaul (2007)	1	0	1	0	.000	0	0	0	0
Detroit (1996)	1	0	1	0	.000	0	0	0	0
Drake (2008-09-15)	3	4	3	0	.571	0	0	0	0
Drexel (1963-72-2012-13)	4	0	4	0	.000	0	0	0	0
Duke (1972-80-81-82-83-85-86-87-89-92-93-94-95-98-99-2000-02-04-05-06-07-08-09-10-11-17)	26	31	24	2	.561	1	2	2	0
East Stroudsburg (1964-65-71)	3	2	3	0	.400	0	0	0	0
Eastern Ill. (1981-82-83)	3	4	3	0	.571	0	0	1	0
Elon (2011-12-13-15)	4	1	4	1	.250	0	0	0	0
ETSU (2010-13-16)	3	0	3	0	.000	0	0	0	0

Team (Years Participated)	Yrs.	Won	Lost	Tied	Pct.	1st	2nd	3rd	4th
Evansville (1982-84-85-86-87-88-89-90-91-92-96)	11	5	11	0	.313	0	0	2	0
Fairfield (2006-08-11-17)	4	1	4	0	.200	0	0	0	0
Fairleigh Dickinson (1963-64-67-68- 74-75-82-83-84- 88-89-2001- 02-03-08-12)	16	12	16	0	.429	0	0	0	0
FGCU (2011-12-14-16)	4	0	3	2	.200	0	0	0	0
FIU (1991-94-96-97-2001-02-03-04-15-17)	10	7	10	1	.417	0	1	0	0
Fordham (1996-2014-16-17)	4	2	4	1	.357	0	0	0	0
Frank. & Marsh. (1964)	1	0	1	0	.000	0	0	0	0
Fresno St. (1972-82-84-85-86-87-88-89-90-91-93-94-96-98)	14	10	13	1	.438	0	0	1	0
Furman (1991-93-99-2000-01-02-07-11-14-15)	10	6	8	3	.441	0	0	0	0
Gardner-Webb (2006)	1	0	1	1	.250	0	0	0	0
George Mason (1982-84-85-86-87-89-90-96-2006-08-13)	11	5	11	1	.324	0	0	0	0
George Washington (1974-77-78-89-2002-04)	6	2	6	0	.250	0	0	0	0
Georgetown (1994-97-2010-12-13-14-15-17)	8	8	5	4	.588	0	1	0	0
Georgia St. (2011)	1	0	1	0	.000	0	0	0	0
Gonzaga (2001-07)	2	0	2	0	.000	0	0	0	0
Green Bay (1983-2009)	2	0	2	0	.000	0	0	0	0
Hartford (1991-92-96-99)	4	3	4	0	.429	0	0	0	0
Hartwick (1962-64-68-69-70-71-73-74-75-76-77-78-79-80-83-84-85-86-87-89-93-95-2005-14-15)	25	36	25	0	.590	1	0	5	1
Harvard (1968-69-70-71-72-74-84-86-87-94-96-2001-06-07-08-09)	16	20	16	0	.556	0	0	4	0
Hofstra (1968-2004-05-06-15)	5	3	5	0	.375	0	0	0	0
Holy Cross (2002)	1	0	1	0	.000	0	0	0	0
Howard* (1962-63-72-74-75-76-80-88-89-97)	10	17	10	0	.630	1	1	1	1
Ill.-Chicago (1999-2000-06-07-08-16-17)	7	4	7	3	.393	0	0	0	0
Illinois St. (1990)	1	0	1	0	.000	0	0	0	0
Indiana (1974-76-77-78-79-80-81-82-83-84-85-87-88-89-90-91-92-93-94-95-96-97-98-99-2000-01-02-03-04-05-06-07-08-09-10-11-12-13-14-15-16-17)	42	88	32	5	.724	8	7	4	0
Ithaca (1965)	1	0	1	0	.000	0	0	0	0
IUPUI (2000)	1	0	1	0	.000	0	0	0	0
Jacksonville (1998-2008)	2	2	2	0	.500	0	0	0	0
James Madison (1973-76-92-93-94-95-96-2000-01-05-11-14)	12	4	12	1	.265	0	0	0	0
Kentucky (1999-2000-01-03-12-14-15-16)	8	1	8	2	.182	0	0	0	0
La Salle (1978)	1	0	1	0	.000	0	0	0	0
Lafayette (1995-98-2003-05-12)	5	1	5	0	.167	0	0	0	0
Lehigh (2000-02-06-15)	4	0	4	1	.100	0	0	0	0
Liberty (2007-11)	2	0	1	1	.250	0	0	0	0
Lipscomb (2017)	1	0	1	0	.000	0	0	0	0
LIU Brooklyn (1963-65-66-67-71-72-73-77-81-82-85-86-2004-15)	14	8	13	1	.386	0	1	1	0
Louisville (2007-08-09-10-11-12-13-14-16-17)	10	14	9	2	.600	0	1	0	0
Loyola Chicago (2006-08-11-16)	4	1	3	1	.300	0	0	0	0
Loyola Maryland (1986-87-93-2001-02-07-08-09)	8	7	7	1	.500	0	0	0	0
Loyola Marymount (2001-02-03-04-09-13)	6	2	5	1	.313	0	0	0	0
Marist (2004-05)	2	0	2	0	.000	0	0	0	0
Marquette (1997-2012-13)	3	1	3	0	.250	0	0	0	0
Maryland (1959-60-61-62-63-64-67-68-69-70-76-86-94-95-96-97-98-99-2001-02-03-04-05-06-07-08-09-10-11-12-13-14-15-16-17)	35	53	29	7	.635	3	3	7	0
Massachusetts (2001-07-08-17)	4	5	4	0	.556	0	0	1	0
Memphis (1993-2004)	2	0	2	0	.000	0	0	0	0
Mercer (2001-16-17)	3	0	3	0	.000	0	0	0	0
Michigan (2003-04-08-10-12-17)	6	7	6	1	.536	0	0	1	0
Michigan St. (1962-63-64-65-66-67-68-69-2001-04-07-08-09-10-12-13-14-16-17)	19	25	13	7	.633	2	2	2	0
Middlebury (1965-70)	2	0	2	0	.000	0	0	0	0
Milwaukee (1979-80-90-2001-02-03-04-05-13)	9	4	8	1	.346	0	0	0	0
Missouri St. (1997-99-2009)	3	0	3	0	.000	0	0	0	0
Monmouth (2006-09-10-11-14)	5	0	5	2	.083	0	0	0	0
Montclair St. (1969)	1	0	1	0	.000	0	0	0	0
Navy (1963-64-65-66-67-69-70-71-74-88-13)	11	15	10	0	.600	1	1	2	0
New Hampshire (1994-2017)	2	1	2	1	.375	0	0	0	0
New Mexico (2001-02-04-05-06-07-09-10-11-12-13-16)	12	12	10	4	.538	0	1	1	0
Niagara (2012)	1	0	1	0	.000	0	0	0	0
NC State (1981-83-84-85-86-87-90-91-92-94-2003-05-09-17)	14	6	14	0	.300	0	0	1	0
North Carolina (1968-87-88-90-91-93-94-99-2000-01-02-03-04-05-06-08-09-10-11-12-13-14-15-16-17)	25	40	20	8	.647	2	1	6	0
North Florida (2015)	1	0	1	0	.000	0	0	0	0
North Texas (1982)	1	1	1	0	.500	0	0	0	0
Northeastern (2002-12)	2	2	2	0	.500	0	0	0	0

Team (Years Participated)	Yrs.	Won	Lost	Tied	Pct.	1st	2nd	3rd	4th
Northern Ill. (1973-2006-11)	3	2	3	0	.400	0	0	0	0
Northwestern (2004-06-07-08-09-11-12-13-14)	9	9	9	1	.500	0	0	0	0
Notre Dame (1988-93-94-96-2001-02-03-04-05-06-07-08-09-10-12-13-14-15-16-17)	20	18	18	2	.500	1	0	0	0
NYU (1961-69-72)	3	1	3	0	.250	0	0	0	0
Oakland (2002-03-07-08-10-14-15)	7	2	5	2	.333	0	0	0	0
Ohio (1965-71-72)	3	1	3	0	.250	0	0	0	0
Ohio St. (2000-01-04-05-07-08-09-10-14-15)	10	7	10	3	.425	0	1	0	0
Old Dominion (1989-91-2002-03-04-05-06-07-10-11-12-13-14-17)	14	9	13	3	.420	0	0	0	0
Omaha (2017)	1	0	1	0	.000	0	0	0	0
Oregon St. (2002-03-14)	3	1	3	0	.250	0	0	0	0
Pacific (2016-17)	2	2	1	1	.625	0	0	0	0
Penn (1969-70-71-72-73-77-2002-08-10-13)	10	9	9	1	.500	0	0	0	0
Penn St. (1970-71-72-73-74-75-76-77-78-79-80-81-82-84-85-86-88-89-92-93-94-95-98-99-2001-02-04-05-09-10-13-14)	32	28	31	1	.475	0	0	1	0
Philadelphia U. (1969-70-73-74-75-76-77-78-79-80-81-82-83-84-88-89)	16	19	18	0	.514	0	0	0	2
Pittsburgh (1962-65)	2	0	2	0	.000	0	0	0	0
Portland (1988-89-90-91-92-93-95-99-2001-02-03-04-07-09-16)	15	14	13	2	.517	0	0	2	0
Presbyterian (2017)	1	0	1	0	.000	0	0	0	0
Princeton (1977-79-89-93-95-99-2001-09-10)	9	4	9	0	.308	0	0	1	0
Providence (1983-2005-06-07-10-11-13-14-16)	9	9	9	1	.500	0	0	1	0
Quinnipiac (2013)	1	0	1	0	.000	0	0	0	0
Radford (2015-16)	2	0	2	0	.000	0	0	0	0
Rensselaer (1969)	1	0	1	0	.000	0	0	0	0
Rhode Island (1972-76-77-79-95-96-99-2000-03-05-06)	11	3	10	2	.267	0	0	0	0
Richmond (1990-98-2002)	3	0	3	0	.000	0	0	0	0
Rider (1997-98-2015-16)	4	0	4	0	.000	0	0	0	0
Robert Morris (1993-94-2005)	3	0	3	0	.000	0	0	0	0
Rutgers (1960-61-83-87-89-90-91-93-94-96-97-99-2001-03-06-11-15)	17	16	16	3	.500	0	1	3	0
Sacramento St. (2009-10)	2	2	2	0	.500	0	0	0	0
Saint Joseph's (1966-71-72)	3	0	3	0	.000	0	0	0	0
Saint Louis (1959-60-61-62-63-64-65-66-67-68-69-70-71-72-73-74-75-76-77-78-79-80-81-83-84-86-87-88-89-90-91-92-93-94-95-97-98-99-2000-01-02-03-06-07-08-09-12-14)	48	68	36	5	.647	10	3	3	0
Saint Peter's (2003-07-10)	3	1	3	0	.250	0	0	0	0
San Diego (1990-92-93-94-95-98-99-2000-01-02-03-09-12-14)	14	12	12	2	.500	0	1	0	0
San Diego St.* (1969-82-87-88-89-2005-06-16)	8	5	7	1	.423	0	1	0	0
San Francisco* (1959-61-63-65-66-67-68-69-70-71-73-74-75-76-77-79-80-81-82-83-84-86-87-91-93-94-2004-05-06-08-17)	31	37	27	1	.577	4	2	1	0
San Jose St. (1963-64-66-67-68-69-70-71-72-74-76-98-2000-03)	14	7	14	0	.333	0	0	1	0
Santa Clara (1973-78-79-89-90-91-93-95-96-97-98-99-2001-03-04-05-06-07-10-15)	20	24	17	6	.574	1	2	2	0
Seattle U (2013-15-17)	3	3	3	0	.500	0	0	0	0
Seton Hall (1986-87-88-90-91-92-2001-02-03-04-05)	11	5	11	1	.324	0	0	0	0
SIUE (1969-70-71-73-74-75-76-77-78-79-80-81-82-2014-16)	15	20	14	2	.583	1	1	2	0
SMU (1979-80-83-84-85-86-87-88-89-90-91-92-94-95-96-97-98-99-2000-01-02-03-04-05-06-07-10-11-12-15-17)	31	35	25	7	.575	0	0	2	0
South Carolina (1979-85-86-87-88-89-90-92-93-94-95-97-98-2000-01-02-04-05-10-11-15-16)	22	17	21	2	.450	0	1	1	0
South Fla. (1969-70-71-73-75-82-96-97-98-2001-05-07-08-09-10-11-12-13-15-16)	20	11	18	5	.397	0	0	0	0
Southern Conn. St. (1969-71)	2	0	2	0	.000	0	0	0	0
Springfield (1962-63)	2	1	2	0	.333	0	0	1	0
St. Francis Brooklyn (1974-76-77-78-82-2013-14-16-17)	9	3	9	0	.250	0	0	0	0
St. John's (NY) (1992-93-94-95-96-97-98-99-2000-01-02-03-04-05-06-08-09-11-12-13)	20	26	19	1	.576	1	1	2	0
Saint Mary's (CA) (2009-11)	2	3	2	0	.600	0	0	0	0
Stanford (1962-78-91-92-97-98-99-2000-01-02-09-13-14-15-16-17)	16	28	12	5	.678	3	2	2	0
Stetson (2005-09)	2	0	2	0	.000	0	0	0	0
Stony Brook (2005-09-11)	3	1	2	1	.375	0	0	0	0
SUNY Cortland (1960-64-66)	3	0	3	0	.000	0	0	0	0
SUNY Oneonta (1973-74-75)	3	1	3	0	.250	0	0	0	0
Syracuse (1984-2012-14-15-16)	5	7	3	2	.667	0	0	1	0
Temple (1966-67-68-73-76-78-85)	7	4	7	0	.364	0	0	0	0
Towson (2001-06)	2	2	2	0	.500	0	0	0	0
Trinity (CT) (1964-65-67-68)	4	3	4	0	.429	0	0	0	0
Tulsa (1991-2003-04-07-08-09-10-12-14-15-16)	11	9	10	2	.476	0	0	0	0
UAB (1994-99-2000-01-06-11-12-14)	8	4	6	2	.417	0	0	0	0
UC Davis (2007-08)	2	1	2	0	.333	0	0	0	0

Team (Years Participated)	Yrs.	Won	Lost	Tied	Pct.	1st	2nd	3rd	4th
UC Irvine (2008-09-11-13-14)	5	4	5	0	.444	0	0	0	0
UC Santa Barbara (2002-03-04-05-06-07-08-09-10-11-13-15)	12	18	10	2	.633	1	1	0	0
UCF (2002-03-04-10-11)	5	3	5	0	.375	0	0	0	0
UCLA (1968-70-71-72-73-74-75-76-77-80-83-84-85-86-87-88-89-90-91-92-93-94-95-96-97-98-99-2000-01-02-03-04-05-06-07-08-09-10-11-12-13-14-15-16)	44	72	39	3	.645	4	5	4	1
UConn (1960-66-72-73-74-75-76-78-79-80-81-82-83-84-85-87-88-89-98-99-2000-01-02-03-04-05-06-07-08-09-10-11-12-13-15)	35	40	28	7	.580	2	0	4	0
UMBC (1999-2010-12-13-14)	5	3	2	6	.545	0	0	0	1
UMKC (2001-03-08)	3	1	3	0	.250	0	0	0	0
UNCG (1993-94-95-96-98-2004-05-06-08-10)	10	7	9	2	.444	0	0	0	0
UNCW (2009-14-17)	3	2	3	1	.417	0	0	0	0
UNLV* (1983-84-85-88-2014-16)	6	2	6	1	.278	0	0	0	0
Utah Valley (2015)	1	0	1	0	.000	0	0	0	0
VCU (1997-98-99-2002-03-04-12-13-17)	9	2	9	1	.208	0	0	0	0
Vermont (1975-77-78-81-89-90-2000-07-15-16)	10	3	10	1	.250	0	0	0	0
Villanova (2016)	1	0	1	0	.000	0	0	0	0
Virginia (1969-79-81-82-83-84-85-86-87-88-89-90-91-92-93-94-95-96-97-98-99-2000-01-02-03-04-05-06-07-08-09-10-11-12-13-14-15-16-17)	39	62	32	5	.652	7	1	4	0
Virginia Tech (2003-05-06-07-16-17)	6	7	5	2	.571	0	0	1	0
Wake Forest (1988-89-90-91-99-2001-02-03-04-05-06-07-08-09-11-12-13-14-15-16-17)	21	29	17	4	.620	1	1	3	0
Washington (1972-73-76-78-82-89-92-95-96-97-98-99-2000-01-03-04-06-07-12-13-14-16-17)	23	12	22	2	.361	0	0	0	0
West Chester (1959-60-61-63-65-67-68-69)	8	7	7	0	.500	1	0	2	0
West Virginia (1966-68-71-72-73-81-92-2005-06-07-10-11)	12	5	12	0	.294	0	0	0	0
Western Ill. (2004-05-06-09-11-12)	6	0	6	0	.000	0	0	0	0
Western Mich. (2003-17)	2	1	2	0	.333	0	0	0	0
William & Mary (1980-83-87-92-93-95-96-97-98-99-2000-02-08-10-13-17)	16	9	15	2	.385	0	0	0	0
Williams (1959)	1	0	1	0	.000	0	0	0	0
Winthrop (2002-06-08-09-12-15)	6	0	5	2	.143	0	0	0	0
Wisconsin (1981-91-93-94-95-2013-17)	7	11	6	0	.647	1	0	0	0
Wofford (2009)	1	0	1	0	.000	0	0	0	0
WPI (1970)	1	0	1	0	.000	0	0	0	0
Xavier (2010-11-12-14)	4	3	4	0	.429	0	0	0	0
Yale (1973-86-89-91-99-2005)	6	5	6	0	.455	0	0	0	0

*Participation in the tournament vacated: Howard 1970-71; UNLV 1987; San Diego St. 1981; San Francisco 1978.

ALL-TIME RESULTS

**Advanced on penalty kicks*

***Declared champion on basis of penalty kicks*

1959

First Round

Saint Louis 4, San Francisco 0
CCNY 1, Williams 0
Bridgeport 3, Colgate 2 (OT)
West Chester 1, Maryland 0

Semifinals

Bridgeport 2, West Chester 1 (10 OT)
Saint Louis 6, CCNY 2

Championship

Saint Louis 5, Bridgeport 2

1960

First Round

Saint Louis 2, California 0
West Chester 1, Brooklyn 0
Maryland 4, Rutgers 3 (OT)
UConn 4, SUNY Cortland 3

Semifinals

Saint Louis 2, West Chester 1
Maryland 4, UConn 0

Championship

Saint Louis 3, Maryland 2

1961

First Round

West Chester 4, Maryland 2
Bridgeport 1, NYU 0
Saint Louis 1, San Francisco 0
Rutgers 3, Brockport 1

Semifinals

West Chester 2, Bridgeport 0
Saint Louis 6, Rutgers 1

Championship

West Chester 2, Saint Louis 0

1962

First Round

Saint Louis 9, Stanford 3
Michigan St. 9, Howard 1
Springfield 2, Hartwick 1
Maryland 4, Pittsburgh 3

Semifinals

Saint Louis 2, Michigan St. 0
Maryland 5, Springfield 0

Championship

Saint Louis 4, Maryland 3

1963

First Round

Brown 1, Springfield 0
Army West Point 4, Adelphi 2
Navy 5, Howard 1
West Chester 2, Fairleigh Dickinson 0
San Francisco 2, San Jose St. 0
Saint Louis 2, Michigan St. 0
Bridgeport 3, LIU Brooklyn 1
Maryland 5, Drexel 2

Quarterfinals

Army West Point 3, Brown 1
Navy 3, West Chester 0
Saint Louis 3, San Francisco 2
Maryland 5, Bridgeport 3

Semifinals

Navy 4, Army West Point 0
Saint Louis 7, Maryland 3

Championship

Saint Louis 3, Navy 0

1964

First Round

Trinity (CT) 2, Dartmouth 1
Army West Point 4, SUNY Cortland 3 (3 OT, CK)
Michigan St. 1, Maryland 0
East Stroudsburg 6, Frank. & Marsh. 0
Navy 2, Fairleigh Dickinson 1
Bridgeport 1, Hartwick 0
San Jose St. 5, Air Force 3

Quarterfinals

Army West Point 6, Trinity (CT) 1
Michigan St. 4, East Stroudsburg 0
Navy 5, Bridgeport 3
Saint Louis 5, San Jose St. 0

Semifinals

Michigan St. 3, Army West Point 2 (OT)
Navy 2, Saint Louis 1

Championship

Navy 1, Michigan St. 0

1965

First Round

Trinity (CT) 2, Middlebury 1
Army West Point 3, LIU Brooklyn 2
Michigan St. 7, Baltimore 0
East Stroudsburg 2, Pittsburgh 0
Navy 4, West Chester 1
Brown 2, Ithaca 1
Saint Louis 2, Ohio 1
San Francisco 3, Air Force 2

Quarterfinals

Army West Point 3, Trinity (CT) 1
Michigan St. 2, East Stroudsburg 1
Navy 6, Brown 2
Saint Louis 5, San Francisco 2

Semifinals

Michigan St. 3, Army West Point 1
Saint Louis 3, Navy 1

Championship

Saint Louis 1, Michigan St. 0

1966

First Round

Bridgeport 3, Colgate 1
LIU Brooklyn 6, SUNY Cortland 1
Michigan St. 2, Akron 0
Temple 4, West Virginia 0
Navy 4, Saint Joseph's 1
Army West Point 2, UConn 1
Saint Louis 5, Colorado Col. 1
San Francisco 2, San Jose St. 1

Quarterfinals

LIU Brooklyn 1, Bridgeport 0
Michigan St. 3, Temple 1
Army West Point 3, Navy 1
San Francisco 2, Saint Louis 1 (4 OT)

Semifinals

LIU Brooklyn 3, Michigan St. 2 (4 OT, CK)
San Francisco 2, Army West Point 0

Championship

San Francisco 5, LIU Brooklyn 2

1967

First Round

LIU Brooklyn 2, Bridgeport 0
Trinity (CT) 6, Army West Point 4
Michigan St. 4, Maryland 1

Akron 1, Temple 0

Navy 5, West Chester 0
Buffalo St. 2, Fairleigh Dickinson 1 (2 OT, CK)
Saint Louis 6, Colorado Col. 1
San Jose St. 4, San Francisco 3 (2 OT, CK)

Quarterfinals

LIU Brooklyn 3, Trinity (CT) 1
Michigan St. 3, Akron 1
Navy 2, Buffalo St. 1
Saint Louis 4, San Jose St. 3

Semifinals

Michigan St. 4, LIU Brooklyn 0
Saint Louis 1, Navy 0

Championship

Michigan St. 0, Saint Louis 0 (called due to inclement weather)

1968

First Round

Army West Point 4, Harvard 1
Fairleigh Dickinson 3, Hofstra 1
Michigan St. 5, North Carolina 0
Temple 3, Delaware 2 (4 OT)
Saint Louis 3, West Virginia 2

Second Round

Army West Point 4, Brockport 3 (2 OT, CK)
Brown 3, Fairleigh Dickinson 0
Michigan St. 1, Akron 0
West Chester 4, Temple 3
Maryland 3, Saint Louis 1
Hartwick 4, Trinity (CT) 0
San Jose St. 3, UCLA 1
Air Force 3, San Francisco 2

Quarterfinals

Brown 3, Army West Point 1
Michigan St. 3, West Chester 2 (4 OT, CK)
Maryland 2, Hartwick 1
San Jose St. 1, Air Force 0

Semifinals

Michigan St. 2, Brown 0
Maryland 4, San Jose St. 3 (OT)

Championship

Michigan St. 2, Maryland 2 (tie, 2 OT)

1969

First Round

Harvard 5, Southern Conn. St. 0
Brown 2, Bridgeport 1
Hartwick 5, Rensselaer 3
NYU 1, Adelphi 0
Maryland 5, Virginia 0
South Fla. 1, Navy 0
Philadelphia U. 2, West Chester 1
Penn 3, Montclair St. 0

Second Round

Harvard 4, Brown 0
Hartwick 4, NYU 3
Saint Louis 4, SIUE 0
Cleveland St. 3, Michigan St. 0
San Jose St. 1, Air Force 0
San Francisco 2, San Diego St. 1
Maryland 4, South Fla. 1
Penn 2, Philadelphia U. 1 (4 OT, CK)

Quarterfinals

Harvard 1, Hartwick 0
Saint Louis 2, Cleveland St. 1
San Francisco 3, San Jose St. 1
Maryland 1, Penn 0

Semifinals

Saint Louis 2, Harvard 1
San Francisco 1, Maryland 0

Championship

Saint Louis 4, San Francisco 0

1970

First Round

Harvard 6, WPI 0
Brown 1, Middlebury 0
Hartwick 4, Army West Point 0
Columbia 2, Buffalo St. 1 (2 OT, CK)
Navy 1, South Fla. 0 (2 OT, CK)
#Howard 2, Maryland 0
Penn St. 2, Delaware 1
Philadelphia U. 2, Penn 1

Second Round

Harvard 2, Brown 1
Hartwick 6, Columbia 1
Saint Louis 7, Cleveland St. 0
SIUE 6, Akron 0
Denver 2, San Jose St. 1
UCLA 3, San Francisco 2
#Howard 2, Navy 0
Philadelphia U. 2, Penn St. 1

Quarterfinals

Hartwick 4, Harvard 3
Saint Louis 2, SIUE 1
UCLA 3, Denver 1
#Howard 1, Philadelphia U. 0

Semifinals

Saint Louis 1, Hartwick 0
UCLA 4, #Howard 3

Championship

Saint Louis 1, UCLA 0

#Howard's participation in 1970 tournament vacated

1971

First Round

Harvard 5, Southern Conn. St. 0
Brown 4, Bridgeport 1
Hartwick 3, Army West Point 0
Cornell 2, LIU Brooklyn 1
#Howard 1, West Virginia 0
Navy 3, South Fla. 1
Penn 2, East Stroudsburg 0
Penn St. 4, Saint Joseph's 1

Second Round

Harvard 3, Brown 0
Hartwick 4, Cornell 1
#Howard 3, Navy 0
Penn St. 2, Penn 1
Saint Louis 4, Ohio 0
SIUE 2, Akron 0
San Francisco 3, San Jose St. 2
UCLA 5, Chico St. 1

Quarterfinals

Harvard 4, Hartwick 1
#Howard 8, Penn St. 0
Saint Louis 3, SIUE 1
San Francisco 6, UCLA 2

Semifinals

#Howard 1, Harvard 0
Saint Louis 3, San Francisco 2

Championship

#Howard 3, Saint Louis 2

#Howard's participation in 1971 tournament vacated

1972

First Round

Harvard 1, Rhode Island 0
Brown 4, Connecticut 2
LIU Brooklyn 2, NYU 1 (2 OT)
Cornell 3, Army West Point 1
Howard 9, Duke 0

Clemson 3, West Virginia 2
Penn 4, Drexel 0
Penn St. 2, Saint Joseph's 0

Second Round

Harvard 3, Brown 2 (2 OT)
Cornell 3, LIU Brooklyn 2
San Jose St. 4, Fresno St. 0
UCLA 5, Washington 0
Howard 4, Clemson 0
Penn 3, Penn St. 1
Saint Louis 2, Bowling Green 0
Ohio 3, Air Force 2

Quarterfinals

Cornell 2, Harvard 0
UCLA 3, San Jose St. 1
Howard 2, Penn 0
Saint Louis 3, Ohio 1

Semifinals

UCLA 1, Cornell 0
Saint Louis 2, Howard 1 (OT)

Championship

Saint Louis 4, UCLA 2

1973

First Round

Yale 3, Bridgeport 1
Brown 1, UConn 0 (OT)
SUNY Oneonta 2, Army West Point 1 (3 OT)
Hartwick 3, LIU Brooklyn 2
Clemson 7, James Madison 0
South Fla. 3, West Virginia 1
Penn 5, Temple 1
Penn St. 5, Philadelphia U. 3

Second Round

Brown 2, Yale 1 (2 OT)
Hartwick 2, SUNY Oneonta 0
Saint Louis 6, Bowling Green 0
SIUE 3, Northern Ill. 0
Clemson 1, South Fla. 0 (4 OT)
Penn 4, Penn St. 0
San Francisco 5, Santa Clara 0
UCLA 3, Washington 0

Quarterfinals

Brown 1, Hartwick 0
Saint Louis 3, SIUE 0
Clemson 1, Penn 0
UCLA 3, San Francisco 1

Semifinals

Saint Louis 3, Brown 1
UCLA 2, Clemson 1 (OT)

Championship

Saint Louis 2, UCLA 1 (OT)

1974

First Round

UConn 4, Bridgeport 1
Brown 5, Harvard 1
Hartwick 1, SUNY Oneonta 0
Cornell 4, St. Francis (NY) 2
Howard 2, George Washington 0
Clemson 3, Navy 2 (OT)
Philadelphia U. 4, Fairleigh Dickinson 2
Bucknell 1, Penn St. 0

Second Round

UConn 4, Brown 3 (3 OT)
Hartwick 3, Cornell 2 (4 OT, CK)
Howard 1, Clemson 0
Philadelphia U. 1, Bucknell 0 (2 OT)
SIUE 2, Indiana 0
Saint Louis 1, Cleveland St. 0
UCLA 3, San Jose St. 2 (3 OT)
San Francisco 2, Chico St. 1

Quarterfinals

Hartwick 2, Connecticut 0

Howard 5, Philadelphia U. 3
Saint Louis 2, SIUE 1 (3 OT)
UCLA 1, San Francisco 0 (2 OT)

Semifinals

Howard 2, Hartwick 1
Saint Louis 2, UCLA 1 (2 OT)

Third Place

Hartwick 3, UCLA 1

Championship

Howard 2, Saint Louis 1 (4 OT)

1975

First Round

UConn 4, Vermont 3 (OT)
Brown 3, Bridgeport 2
Cornell 1, SUNY Oneonta 0
Hartwick 2, Army West Point 1
Howard 3, Appalachian St. 1
Clemson 3, South Fla. 0
Philadelphia U. 4, Penn St. 3
Fairleigh Dickinson 1, Bucknell 0

Second Round

Brown 2, UConn 1 (4 OT)
Cornell 2, Hartwick 1
San Francisco 4, UCLA 1
Cal St. Fullerton 1, Colorado Col. 0
Howard 3, Clemson 1
Philadelphia U. 5, Fairleigh Dickinson 0
SIUE 3, Cleveland St. 2
Saint Louis 2, Akron 1

Quarterfinals

Brown 3, Cornell 0
San Francisco 3, Cal St. Fullerton 2
Howard 2, Philadelphia U. 1
SIUE 2, Saint Louis 1

Semifinals

San Francisco 2, Brown 1 (3 OT)
SIUE 3, Howard 1

Third Place

Brown 2, Howard 0

Championship

San Francisco 4, SIUE 0

1976

First Round

UConn 2, Rhode Island 1
Brown 6, Bridgeport 2
Hartwick 1, Cornell 0
St. Francis Brooklyn 2, Adelphi 0
Clemson 8, James Madison 0
Howard 3, Maryland 1
Temple 4, Bucknell 0
Philadelphia U. 4, Penn St. 0

Second Round

Connecticut 1, Brown 0
Hartwick 3, St. Francis Brooklyn 0
Indiana 2, Akron 1
SIUE 2, Saint Louis 1
Clemson 3, Howard 1
Philadelphia U. 4, Temple 0
San Francisco 1, UCLA 0
San Jose St. 4, Washington 1

Quarterfinals

Hartwick 2, Connecticut 1
Indiana 1, SIUE 0
Clemson 3, Philadelphia U. 2
San Francisco 5, San Jose St. 0

Semifinals

Indiana 2, Hartwick 1
San Francisco 1, Clemson 0

Third Place

Hartwick 4, Clemson 3

Championship

San Francisco 1, Indiana 0

1977

First Round

Brown 2, Dartmouth 1
Rhode Island 1, Vermont 0
Clemson 4, George Washington 0
Hartwick 5, St. Francis Brooklyn 1
Cornell 2, LIU Brooklyn 1 (3 OT)
Penn St. 5, Penn 1
Philadelphia U. 3, Princeton 0

Second Round

Brown 3, Rhode Island 1
Clemson 3, Appalachian St. 1
Hartwick 3, Cornell 1
Cleveland St. 2, Saint Louis 0
SIUE 3, Indiana 2 (4 OT)
Philadelphia U. 3, Penn St. 0
San Francisco 2, Air Force 1
UCLA 3, California 0

Quarterfinals

Brown 2, Clemson 1
Hartwick 2, Philadelphia U. 0
SIUE 3, Cleveland St. 2 (3 OT)
San Francisco 4, UCLA 1

Semifinals

San Francisco 2, SIUE 1
Hartwick 4, Brown 1

Third Place

SIUE 3, Brown 2

Championship

Hartwick 2, San Francisco 1

1978

First Round

Clemson 4, American 0
Appalachian St. 9, George Washington 3
St. Francis Brooklyn 1, Adelphi 0
Columbia 3, Hartwick 2
Philadelphia U. 5, La Salle 1
Temple 1, Penn St. 0
Brown 3, Vermont 1
UConn 4, Dartmouth 0

Second Round

Clemson 2, Appalachian St. 1 (OT)
St. Francis Brooklyn 2, Columbia 0
#San Francisco 6, Stanford 3
Santa Clara 2, Washington 0
Philadelphia U. 2, Temple 1 (OT)
UConn 3, Brown 1
Indiana 3, Cleveland St. 1
SIUE 3, Saint Louis 2 (3 OT)

Quarterfinals

Clemson 4, St. Francis Brooklyn 0
#San Francisco 3, Santa Clara 2 (OT)
Philadelphia U. 3, UConn 0
Indiana 2, SIUE 0

Semifinals

#San Francisco 2, Clemson 1
Indiana 2, Philadelphia U. 0

Third Place

Clemson 6, Philadelphia U. 2

Championship

#San Francisco 2, Indiana 0

#San Francisco's participation in 1978 tournament vacated

1979

First Round

SIUE 2, Saint Louis 1
Cleveland St. 2, Milwaukee 1
Princeton 1, Philadelphia U. 0

Second Round

San Francisco 3, Santa Clara 2
SIUE 2, SMU 0

Indiana 5, Cleveland St. 0
Penn St. 3, Princeton 1
American 1, Virginia 0
Clemson 1, South Carolina 0
Columbia 3, Hartwick 2
Rhode Island 3, UConn 2 (4 OT, PK)

Quarterfinals

SIUE 4, San Francisco 2
Penn St. 2, Indiana 0
Clemson 1, American 0
Columbia 5, Rhode Island 1

Semifinals

SIUE 2, Penn St. 1
Clemson 4, Columbia 1

Third Place

Penn St. 2, Columbia 1

Championship

SIUE 3, Clemson 2

1980

First Round

Hartwick 3, Cornell 2 (OT)
Cleveland St. 1, Milwaukee 0
Duke 2, Appalachian St. 1
SMU 2, SIUE 0

Second Round

Hartwick 2, Columbia 1
UConn 6, Boston U. 0
Indiana 3, Cleveland St. 0
Penn St. 3, Philadelphia U. 2
William & Mary 2, Howard 1 (4 OT, PK)
Alabama A&M 2, Duke 0
San Francisco 2, UCLA 1 (OT)
Saint Louis 3, SMU 1

Quarterfinals

Hartwick 1, UConn 0 (2 OT)
Indiana 3, Penn St. 1
Alabama A&M 1, William & Mary 0
San Francisco 3, Saint Louis 2

Semifinals

Indiana 5, Hartwick 0
San Francisco 2, Alabama A&M 1

Third Place

Alabama A&M 2, Hartwick 0

Championship

San Francisco 4, Indiana 3 (OT)

1981

First Round

Clemson 3, NC State 1
Alabama A&M 1, Duke 0 (OT)
#San Diego St. 4, California 0
Eastern Ill. 2, SIUE 1 (OT)

Second Round

Alabama A&M 2, Clemson 1 (3 OT)
West Virginia 2, Virginia 1
Indiana 5, Wisconsin 1
Philadelphia U. 2, Penn St. 0
LIU Brooklyn 1, Columbia 0 (4 OT)
UConn 6, Vermont 2
#San Diego St. 2, San Francisco 1 (4 OT, PK)
Eastern Ill. 1, Saint Louis 0

Third Round

Eastern Ill. won by forfeit over #San Diego St
Alabama A&M 2, West Virginia 1 (OT)
Philadelphia U. 1, Indiana 0
UConn 3, LIU Brooklyn 0

Semifinals

Alabama A&M 3, Philadelphia U. 2 (3 OT, PK)
UConn 2, Eastern Ill. 1

Third Place

Eastern Ill. 4, Philadelphia U. 2

Championship

UConn 2, Alabama A&M 1 (OT)

#San Diego St.'s participation in 1981 tournament vacated

1982

First Round

Columbia 4, St. Francis Brooklyn 1
Duke 2, South Fla. 1
Clemson 2, Alabama A&M 0
Penn St. 1, Fairleigh Dickinson 0
San Francisco 3, Washington 2 (2 OT, PK)
San Diego St. 1, Fresno St. 0
North Texas 1, Eastern Ill. 0 (OT)

Second Round

LIU Brooklyn 3, Columbia 0
UConn 3, Boston College 2 (2 OT, PK)
Duke 2, Clemson 1 (2 OT, PK)
George Mason 1, Virginia 0
Indiana 1, Evansville 0
Philadelphia U. 2, Penn St. 0
San Francisco 2, San Diego St. 0
SIUE 1, North Texas 0

Third Round

UConn 1, LIU Brooklyn 0 (2 OT, PK)
Duke 2, George Mason 0
Indiana 2, Philadelphia U. 0
SIUE 1, San Francisco 0

Semifinals

Duke 2, UConn 1
Indiana 1, SIUE 0

Championship

Indiana 2, Duke 1 (8 OT)

1983

First Round

Duke 2, NC State 1
Alabama A&M 1, Clemson 0
Akron 7, Green Bay 0
Fairleigh Dickinson 3, Philadelphia U. 2
San Francisco 5, UCLA 0
UNLV 3, California 1 (2 OT)
Saint Louis 2, SMU 1

Second Round

Columbia 2, Hartwick 1
UConn 2, Providence 0
Alabama A&M 3, Duke 2
Virginia 2, William & Mary 1
Indiana 2, Akron 1 (2 OT)
Fairleigh Dickinson 2, Rutgers 1
San Francisco 3, UNLV 2
Saint Louis 2, Eastern Ill. 1

Third Round

Indiana 2, Saint Louis 1
Virginia 3, San Francisco 2
Columbia 1, Fairleigh Dickinson 0
UConn 1, Alabama A&M 0

Semifinals

Indiana 3, Virginia 1
Columbia 4, UConn 0

Championship

Indiana 1, Columbia 0 (2 OT)

1984

First Round

Hartwick 3, Syracuse 1
Clemson 2, NC State 1
American 2, George Mason 1
Evansville 3, Akron 2 (2 OT, PK)
Penn St. 5, Philadelphia U. 0
UCLA 2, Fresno St. 1
San Francisco 2, UNLV 1 (2 OT)

Second Round

Hartwick 1, Columbia 0
Harvard 1, UConn 0 (2 OT)
Clemson 3, Alabama A&M 1

Virginia 1, American 0 (2 OT, PK)
Indiana 5, Evansville 0
Fairleigh Dickinson 1, Penn St. 0
UCLA 1, San Francisco 0
Saint Louis 5, SMU 3

Third Round

Indiana 4, Saint Louis 2
Hartwick 1, Fairleigh Dickinson 0
Clemson 1, Virginia 0
UCLA 2, Harvard 0

Semifinals

Indiana 2, Hartwick 1
Clemson 4, UCLA 1

Championship

Clemson 2, Indiana 1

1985

First Round

Columbia 3, LIU Brooklyn 1 (2 OT)
Clemson 5, NC State 2
South Carolina 3, Duke 0
George Mason 1, Virginia 0
Indiana 2, Akron 0
UCLA 3, California 1
UNLV 2, Fresno St. 1

Second Round

Hartwick 2, Columbia 0
Boston U. 2, UConn 1 (2 OT, PK)
South Carolina 1, Clemson 0 (2 OT, PK)
American 3, George Mason 1
Evansville 3, Indiana 0
Penn St. 6, Temple 5 (2 OT, PK)
UCLA 1, UNLV 0 (2 OT)
SMU 2, Air Force 1

Third Round

Hartwick 1, Boston U. 0
American 2, South Carolina 0
Evansville 1, Penn St. 0
UCLA 2, SMU 0

Semifinals

American 1, Hartwick 0
UCLA 3, Evansville 1

Championship

UCLA 1, American 0 (8 OT)

1986

First Round

Harvard 1, Yale 0 (2 OT, PK)
Duke 3, South Carolina 2
Loyola Maryland 1, Virginia 0
George Mason 2, Maryland 1 (2 OT)
UCLA 3, Cal St. Fullerton 0
Fresno St. 1, San Francisco 0
Saint Louis 2, California 0

Second Round

Hartwick 3, LIU Brooklyn 2
Harvard 2, Boston U. 1
Duke 2, NC State 0
Loyola Maryland 2, George Mason 0
Akron 2, Evansville 1 (2 OT)
Penn St. 2, Seton Hall 0 (2 OT)
Fresno St. 1, UCLA 0 (2 OT)
SMU 3, Saint Louis 1

Third Round

Harvard 2, Hartwick 0
Duke 2, Loyola Maryland 1
Akron 2, Penn St. 1 (2 OT, PK)
Fresno St. 1, SMU 0

Semifinals

Duke 3, Harvard 1
Akron 1, Fresno St. 0

Championship

Duke 1, Akron 0

1987

First Round

UCLA 1, Fresno St. 0
#UNLV 1, San Francisco 0
San Diego St. 2, Saint Louis 1
Clemson 2, Evansville 1
South Carolina 1, NC State 0 (2 OT)
North Carolina 2, Duke 0
Virginia 2, George Mason 0
Loyola Maryland 1, William & Mary 0

Second Round

Adelphi 1, Hartwick 0 (2 OT)
Harvard 1, Connecticut 0 (2 OT)
San Diego St. 3, SMU 2 (2 OT, PK)
Clemson 2, Indiana 1
Rutgers 2, Seton Hall 1
North Carolina 2, South Carolina 1 (2 OT)
Loyola Maryland 1, Virginia 0

Third Round

Harvard 3, Adelphi 0
San Diego St. 2, UCLA 1
Clemson 3, Rutgers 2
North Carolina 1, Loyola Maryland 0

Semifinals

San Diego St. 2, Harvard 1 (2 OT, PK)
Clemson 4, North Carolina 1

Championship

Clemson 2, San Diego St. 0

#UNLV's participation in 1987 tournament vacated

1988

First Round

Fairleigh Dickinson 1, Penn St. 0
Philadelphia U. 1, Navy 0
North Carolina 2, Wake Forest 0
SMU 2, Notre Dame 0
Brooklyn 4, Adelphi 1
Boston U. 3, UConn 1
UCLA 2, San Diego St. 1
Fresno St. 2, UNLV 1 (2 OT, PK)

Second Round

Virginia 1, Fairleigh Dickinson 0
Howard 2, Philadelphia U. 1 (2 OT, PK)
South Carolina 3, North Carolina 1
SMU 2, Saint Louis 1 (2 OT)
Seton Hall 5, Brooklyn 2
Indiana 3, Boston U. 1
Portland 2, UCLA 0
Fresno St. 2, Evansville 1 (2 OT, PK)

Third Round

Howard 3, Virginia 2 (2 OT)
South Carolina 1, SMU 0
Indiana 3, Seton Hall 1
Portland 2, Fresno St. 0

Semifinals

Howard 2, South Carolina 0
Indiana 1, Portland 0

Championship

Indiana 1, Howard 0

1989

First Round

Columbia 4, Fairleigh Dickinson 1
Vermont 2, UConn 0
Yale 1, Hartwick 0
Philadelphia U. 2, Princeton 1
Wake Forest 2, Old Dominion 1
South Carolina 2, Duke 1
George Washington 3, George Mason 1
Howard 2, Penn St. 1 (2 OT, PK)
SMU 1, Evansville 0
Fresno St. 2, Saint Louis 1
Portland 1, Washington 0 (2 OT)

UCLA 2, San Diego St. 1 (2 OT, PK)

Second Round

Rutgers 3, Columbia 1
Vermont 1, Yale 0 (2 OT)
Virginia 4, Philadelphia U. 1
South Carolina 5, Wake Forest 1
Indiana 4, George Washington 0
Howard 2, SMU 1 (2 OT)
Santa Clara 2, Fresno St. 1
UCLA 1, Portland 0 (2 OT, PK)

Third Round

Rutgers 2, Vermont 1 (2 OT)
Virginia 1, South Carolina 0 (2 OT)
Indiana 1, Howard 0
Santa Clara 2, UCLA 0

Semifinals

Virginia 3, Rutgers 0
Santa Clara 4, Indiana 2

Championship

Santa Clara 1, Virginia 1 (2 OT)

1990

First Round

Adelphi 1, Brooklyn 0
Columbia 2, Seton Hall 0
Dartmouth 2, Vermont 1 (2 OT, PK)
Boston U. 3, Boston College 2
Indiana 5, Milwaukee 1
Saint Louis 1, George Mason 0
South Carolina 3, Clemson 0
North Carolina 2, Wake Forest 1
Virginia 1, Richmond 0
San Diego 4, Portland 2
Fresno St. 3, Santa Clara 2 (2 OT)
SMU 2, Illinois St. 1

Second Round

Rutgers 3, Adelphi 2 (2 OT, PK)
Dartmouth 2, Columbia 1
Evansville 1, Boston U. 0 (2 OT)
Indiana 2, Saint Louis 1
NC State 3, South Carolina 1
Virginia 3, North Carolina 1
UCLA 2, San Diego 1 (2 OT)
SMU 2, Fresno St. 1

Third Round

Rutgers 1, Dartmouth 0
Evansville 1, Indiana 0
NC State 2, Virginia 1 (2 OT, PK)
UCLA 2, SMU 0

Semifinals

Rutgers 1, Evansville 0
UCLA 1, NC State 0 (2 OT, PK)

Championship

UCLA** 0, Rutgers 0 (4 OT, 4-3 PK)

1991

First Round

Hartford 2, Columbia 1
Yale 3, Boston U. 2
Seton Hall* 1, Adelphi 1 (4 OT)
North Carolina 1, Charlotte 0 (2 OT)
Furman 1, Wake Forest 0 (2 OT)
NC State 3, Clemson 1
Wisconsin 1, Evansville 0
Rutgers 2, Old Dominion 0
SMU 5, Tulsa 3
Portland 1, FIU 0 (4 OT)
Fresno St. 1, San Francisco 0 (2 OT)
Santa Clara 2, Stanford 1 (4 OT)

Second Round

Virginia 2, Hartford 1 (4 OT)
Yale 4, Seton Hall 3 (2 OT)
Saint Louis 4, North Carolina 0
NC State 4, Furman 1
Indiana 2, Wisconsin 0 (2 OT)

SMU 3, Rutgers 2
UCLA 3, Portland 0
Santa Clara 3, Fresno St. 0

Third Round

Virginia 2, Yale 0
Saint Louis 3, NC State 0
Indiana* 2, SMU 2 (4 OT)
Santa Clara 2, UCLA 1

Semifinals

Virginia 3, Saint Louis 2 (3 OT)
Santa Clara 2, Indiana 0

Championship

Virginia** 0, Santa Clara 0 (4 OT, 3-1 PK)

1992

First Round

Penn St. 2, Adelphi 1
Seton Hall 2, Hartford 0
Dartmouth 1, St. John's (NY) 0
SMU 4, Air Force 1
Saint Louis 2, Bowling Green 1
Duke 3, James Madison 0
William & Mary 2, West Virginia 0
Davidson* 2, Charlotte 2 (4 OT)
Coastal Caro. 2, South Carolina 0
San Diego 3, Stanford 0
Indiana 4, Evansville 1
Washington 2, Portland 1

Second Round

Virginia 4, Penn St. 1
Dartmouth 4, Seton Hall 3
SMU 1, Creighton 0
Duke 4, Saint Louis 3
NC State 3, William & Mary 2
Davidson* 0, Coastal Caro. 0 (4 OT)
San Diego 2, UCLA 1
Indiana 2, Washington 0

Third Round

Virginia 3, Dartmouth 0
Duke* 0, SMU 0 (4 OT)
Davidson 1, NC State 0 (3 OT)
San Diego 2, Indiana 0

Semifinals

Virginia 3, Duke 0
San Diego 3, Davidson 2 (2 OT)

Championship

Virginia 2, San Diego 0

1993

First Round

Indiana 6, Memphis 0
Wisconsin 3, Notre Dame 1
Loyola Maryland 1, James Madison 0
Virginia 2, William & Mary 1
Penn St. 3, Robert Morris 0
Princeton 2, Columbia 0
Hartwick 2, Rutgers 0
Boston U. 2, St. John's (NY) 1
San Diego 4, UCLA 2 (2 OT)
Cal St. Fullerton 4, Fresno St. 0
San Francisco 2, Santa Clara 1 (2 OT)
Saint Louis* 0, Portland 0 (4 OT)
Air Force 2, Creighton 1 (4 OT)
North Carolina 3, Duke 2
Clemson 2, UNCG 0
South Carolina 1, Furman 0

Second Round

Wisconsin 1, Indiana 0
Virginia 2, Loyola Maryland 1
Princeton 5, Penn St. 2
Hartwick 2, Boston U. 1 (2 OT)
Cal St. Fullerton 3, San Diego 2
San Francisco 2, Saint Louis 1
Air Force 2, North Carolina 1
South Carolina 3, Clemson 2

Third Round

Virginia 3, Wisconsin 0
Princeton 3, Hartwick 0
Cal St. Fullerton 1, San Francisco 0
South Carolina 6, Air Force 0

Semifinals

Virginia 3, Princeton 1
South Carolina 1, Cal St. Fullerton 0

Championship

Virginia 2, South Carolina 0

1994

First Round

Indiana 1, Notre Dame 0 (2 OT)
Creighton 2, Saint Louis 1
San Francisco* 1, Fresno St. 1 (4 OT)
Cal St. Fullerton 3, San Diego 1 (2 OT)
SMU 2, Wisconsin 1
UCLA 3, UAB 2 (2 OT)
NC State 1, South Carolina 0
Col. of Charleston 1, Charlotte 0 (4 OT)
Virginia 3, UNCG 0
Maryland 4, Georgetown 3 (2 OT)
James Madison 3, North Carolina 0
Duke 2, FIU 1 (2 OT)
Rutgers 1, St. John's (NY) 0
Penn St. 3, Robert Morris 0
Brown 3, New Hampshire 2 (2 OT)
Boston U. 2, Harvard 0

Second Round

Indiana 1, Creighton 0
Cal St. Fullerton 1, San Francisco 0 (3 OT)
UCLA 4, SMU 2
Col. of Charleston 5, NC State 4 (3 OT)
Virginia 2, Maryland 1
James Madison 2, Duke 1
Rutgers 3, Penn St. 2 (2 OT)
Brown 3, Boston U. 2

Third Round

Indiana 2, Cal St. Fullerton 1
UCLA 3, Col. of Charleston 2
Virginia 4, James Madison 1
Rutgers 3, Brown 1

Semifinals

Indiana 4, UCLA 1
Virginia 2, Rutgers 1

Championship

Virginia 1, Indiana 0

1995

First Round

Virginia 2, Rhode Island 1
Hartwick 3, St. John's (NY) 2
Brown 2, Boston U. 1
Lafayette 2, Cornell 0 (2 OT)
Maryland 2, Penn St. 0
James Madison 1, Princeton 0
Duke 3, UNCG 0
South Carolina 3, Coastal Caro. 1 (2 OT)
UCLA 2, Cal Poly 1
Santa Clara 4, San Diego 1 (2 OT)
Portland 1, Washington 0
Butler 1, Indiana 0
Wisconsin 2, Bowling Green 0
William & Mary 2, Creighton 1 (4 OT)
Clemson 2, Col. of Charleston 0
SMU 4, Saint Louis 1 (2 OT)

Second Round

Virginia 4, Hartwick 0
Brown 2, Lafayette 0
James Madison* 2, Maryland 2 (4 OT)
Duke 2, South Carolina 0
Santa Clara 2, UCLA 1
Portland 4, Butler 1
Wisconsin 1, William & Mary 0 (2 OT)

SMU 3, Clemson 1

Third Round

Virginia 4, Brown 1
Duke 3, James Madison 2
Portland 2, Santa Clara 1
Wisconsin 2, SMU 0

Semifinals

Wisconsin 1, Portland 0
Duke 3, Virginia 2

Championship

Wisconsin 2, Duke 0

1996

First Round

Washington 2, Santa Clara 1 (4 OT)
Fresno St. 2, California 1
Cal St. Fullerton 2, UCLA 1
Creighton 2, SMU 0
George Mason 1, Virginia 0
St. John's (NY) 5, Fordham 1
Maryland 2, James Madison 1 (2 OT)
William & Mary 3, Army West Point 1
Notre Dame 1, UNCG 0
Charlotte 3, Col. of Charleston 1
Harvard 3, Boston U. 2
Hartford 3, Rhode Island 2 (2 OT)
Bowling Green 4, Detroit 0
Indiana 4, Evansville 1
Rutgers 2, Cornell 1 (3 OT)
FIU 6, South Fla. 1

Second Round

Fresno St. 2, Washington 1
Creighton* 0, Cal St. Fullerton 0 (4 OT)
St. John's (NY) 2, George Mason 1
William & Mary 3, Maryland 0
Charlotte 1, Notre Dame 0
Hartford 3, Harvard 2 (2 OT)
Indiana 2, Bowling Green 0
FIU 2, Rutgers 0

Third Round

Creighton 2, Fresno St. 0
St. John's (NY) 2, William & Mary 1 (2 OT)
Charlotte 3, Hartford 0
FIU 1, Indiana 0

Semifinals

St. John's (NY) 2, Creighton 1
FIU 4, Charlotte 0

Championship

St. John's (NY) 4, FIU 1

1997

First Round

Indiana 2, Butler 1 (3 OT)
Bowling Green 1, Marquette 0
St. John's (NY) 2, Brown 1
South Fla. 3, FIU 1
UCLA 3, Santa Clara 0
Washington 2, Stanford 1 (2 OT)
Clemson 5, Charlotte 0
South Carolina 3, Charleston So. 0
SMU 1, Rider 0
Dartmouth 5, Boston U. 1
Saint Louis 2, Missouri St. 0
Creighton 3, Air Force 2 (2 OT)
American 2, William & Mary 1 (2 OT)
Maryland 1, Rutgers 0
Georgetown 2, VCU 0
Virginia 3, Howard 0

Second Round

Indiana 4, Bowling Green 0
South Fla. 2, St. John's (NY) 1
UCLA 1, Washington 0
Clemson 1, South Carolina 0 (2 OT)
SMU 2, Dartmouth 0
Saint Louis 1, Creighton 0

American 1, Maryland 0
Virginia 5, Georgetown 1

Third Round

Indiana 6, South Fla. 0
UCLA 2, Clemson 1
Saint Louis* 0, SMU 0 (4 OT)
Virginia 2, American 1 (2 OT)

Semifinals

UCLA 1, Indiana 0 (3 OT)
Virginia 3, Saint Louis 1

Championship

UCLA 2, Virginia 0

1998

First Round

Clemson 5, Lafayette 0
William & Mary 2, South Fla. 1 (2 OT)
Butler 1, Cincinnati 0 (2 OT)
Indiana 3, Akron 2 (2 OT)
St. John's (NY) 1, Brown 0 (2 OT)
Penn St. 1, UConn 0
Santa Clara 1, SMU 0
UNCG 2, Washington 1
Jacksonville 3, Duke 2
Maryland 2, Richmond 1
Creighton 4, Saint Louis 1 (2 OT)
UCLA 2, Fresno St. 1
San Diego 2, Cal St. Fullerton 1
Stanford 3, San Jose St. 2 (3 OT)
South Carolina 2, VCU 1
Virginia 3, Rider 0

Second Round

Clemson 1, William & Mary 0
Indiana 2, Butler 1 (2 OT)
St. John's (NY) 1, Penn St. 0
Santa Clara 4, UNCG 1
Maryland 3, Jacksonville 0
Creighton 2, UCLA 0
Stanford 3, San Diego 1 (2 OT)
Virginia 1, South Carolina 0

Third Round

Indiana 2, Clemson 1
Santa Clara 2, St. John's (NY) 1
Maryland 3, Creighton 2
Stanford 3, Virginia 0

Semifinals

Indiana 4, Santa Clara 0
Stanford 1, Maryland 0

Championship

Indiana 3, Stanford 1

1999

First Round

Duke 4, UMBC 3 (OT)
Santa Clara* 2, Stanford 2 (4 OT)
SMU 2, Creighton 1 (2 OT)
UAB 2, Missouri St. 1
Wake Forest 2, VCU 1
Furman 2, North Carolina 1 (2 OT)
Yale 1, Rutgers 0 (2 OT)
UConn 2, Hartford 1 (4 OT)
Saint Louis 3, Ill.-Chicago 2
UCLA 4, San Diego 1
Brown 2, Rhode Island 1 (OT)
Virginia 2, Princeton 1 (3 OT)
St. John's (NY) 1, Maryland 0
Penn St. 1, William & Mary 0
Washington 3, Portland 2
Indiana 1, Kentucky 0 (OT)

Second Round

Santa Clara 4, Duke 2
UAB 2, SMU 0
Furman 4, Wake Forest 0
UConn 3, Yale 0
UCLA 2, Saint Louis 0

Virginia 3, Brown 1
Penn St. 2, St. John's (NY) 1 (3 OT)
Indiana 2, Washington 0

Third Round

Santa Clara 3, UAB 2 (OT)
UConn 3, Furman 2
UCLA 2, Virginia 0
Indiana 3, Penn St. 0

Semifinals

Santa Clara 2, UConn 1 (4 OT)
Indiana 3, UCLA 2 (4 OT)

Championship

Indiana 1, Santa Clara 0

2000

First Round

North Carolina 3, William & Mary 2 (OT)
Rhode Island 3, Boston College 0
Washington 1, UAB 0 (4 OT)
Indiana 4, San Jose St. 0
Virginia 5, Lehigh 0
St. John's (NY) 1, James Madison 0
Creighton 1, Ohio St. 0
San Diego 1, UCLA 0 (OT)
Stanford 4, Cal St. Fullerton 0
Ill.-Chicago 1, Bradley 0
Kentucky* 0, Saint Louis 0 (4 OT)
SMU 2, IUPUI 0
Duke 1, South Carolina 0
Brown 2, Vermont 0
UConn 3, Dartmouth 0
Clemson 3, Furman 2

Second Round

North Carolina 3, Rhode Island 1
Indiana 2, Washington 1
Virginia 2, St. John's (NY) 1
Creighton 3, San Diego 0
Stanford 6, Ill.-Chicago 0
SMU 3, Kentucky 1
Brown 1, Duke 0
UConn 2, Clemson 1 (OT)

Quarterfinals

Indiana 1, North Carolina 0
Creighton 3, Virginia 0
SMU 2, Stanford 1
UConn 1, Brown 0

Semifinals

Creighton 2, Indiana 1 (3 OT)
UConn 2, SMU 0

Championship

UConn 2, Creighton 0

2001

First Round

New Mexico 1, FIU 0
UCLA 3, Loyola Marymount 2 (2 OT)
South Fla. 2, Akron 1
Massachusetts 1, Creighton 0
Kentucky 1, Mercer 0
Santa Clara 1, California 0 (3 OT)
Portland 1, Gonzaga 0
Maryland 1, Notre Dame 0
UMKC 2, Milwaukee 1 (OT)
Towson 4, James Madison 1
UAB 1, Furman 0 (OT)
Rutgers 1, Harvard 0
Michigan St. 2, Butler 1
American 2, Ohio St. 1
Fairleigh Dickinson 1, Boston College 0 (3 OT)
Seton Hall 2, Coastal Caro. 1

Second Round

SMU 2, New Mexico 0
UCLA 4, San Diego 0
Penn St. 1, South Fla. 0 (3 OT)
St. John's (NY) 1, Massachusetts 0

Stanford 3, Santa Clara 1
Portland 1, Washington 0
Loyola Maryland 1, Maryland 0 (2 OT)
Saint Louis 2, UMKC 1
Clemson 1, Kentucky 0 (3 OT)
UAB 3, South Carolina 2 (OT)
Rutgers 2, UConn 1 (3 OT)
Indiana 1, Michigan St. 0
North Carolina 3, Towson 0
American 3, Wake Forest 0
Fairleigh Dickinson 2, Princeton 1
Seton Hall 1, Virginia 0

Third Round

SMU 1, UCLA 0
St. John's (NY) 2, Penn St. 1 (3 OT)
Clemson 3, UAB 2 (2 OT)
Indiana 3, Rutgers 0
Stanford 3, Portland 1
Saint Louis 3, Loyola Maryland 0
North Carolina 1, American 0 (OT)
Fairleigh Dickinson 1, Seton Hall 0

Quarterfinals

St. John's (NY) 2, SMU 0
Indiana 2, Clemson 0
Stanford 1, Saint Louis 0
North Carolina 3, Fairleigh Dickinson 2 (3 OT)

Semifinals

Indiana 2, St. John's (NY) 1 (2 OT)
North Carolina 3, Stanford 2 (4 OT)

Championship

North Carolina 2, Indiana 0

2002

First Round

Old Dominion 3, Richmond 0
Coastal Caro. 2, South Carolina 1 (2 OT)
Portland 2, Oregon St. 0
Furman 2, Loyola Maryland 0
Northeastern* 1, Lehigh 1 (2 OT, PK)
FIU 2, UCF 1
Milwaukee 2, Oakland 1
Fairleigh Dickinson* 1, Holy Cross 1 (2 OT, PK)
Loyola Marymount 1, CSUN 0
UC Santa Barbara 2, San Diego 0
North Carolina 6, Winthrop 0
William & Mary 2, Duke 1
Penn 1, Seton Hall 0 (OT)
Notre Dame 3, Akron 1
New Mexico 2, Bradley 1
American 1, George Washington 0

Second Round

Wake Forest 1, Old Dominion 0
Clemson* 1, Coastal Caro. 1 (2 OT, PK)
Stanford* 0, Portland 0 (2 OT, PK)
Furman* 0, VCU 0 (2 OT, PK)
Boston College 2, Northeastern 1
SMU 3, FIU 1
Creighton 3, Milwaukee 2
St. John's (NY) 2, Fairleigh Dickinson 1 (2 OT)
UCLA 4, Loyola Marymount 2
California 2, UC Santa Barbara 1
Penn St. 1, North Carolina 0 (2 OT)
William & Mary* 1, Virginia 1 (2 OT, PK)
UConn 4, Penn 0
Indiana 1, Notre Dame 0
Saint Louis 1, New Mexico 0
Maryland 1, American 0

Third Round

Clemson 2, Wake Forest 1 (OT)
Stanford 2, Furman 1 (2 OT)
Boston College* 4, SMU 4 (2 OT, PK)
Creighton 1, St. John's (NY) 0 (OT)
UCLA 3, California 2
Penn St. 1, William & Mary 0 (OT)
UConn 1, Indiana 0
Maryland 1, Saint Louis 0 (OT)

Quarterfinals

Stanford 2, Clemson 0
Creighton 6, Boston College 2
UCLA 7, Penn St. 1
Maryland 3, UConn 0

Semifinals

UCLA 2, Maryland 1
Stanford 2, Creighton 1 (2 OT)

Championship

UCLA 1, Stanford 0

2003

First Round

Tulsa 3, Oakland 2
FIU 3, UCF 1
Virginia Tech* 3, Clemson 3 (2 OT, PK)
Kentucky* 0, Cincinnati 0 (2 OT, PK)
Milwaukee 4, Western Mich. 1
Saint Peter's 2, Brown 0
Santa Clara* 1, SMU 1 (2 OT, PK)
Coastal Caro. 3, Davidson 0
Virginia 2, Seton Hall 0
Creighton 6, UMKC 0
California 2, San Jose St. 0
UConn 3, Rhode Island 0
Binghamton 1, Fairleigh Dickinson 0
Portland 3, Oregon St. 2
Rutgers 3, Lafayette 1
Old Dominion 6, NC State 3

Second Round

UCLA 3, Tulsa 2
FIU* 1, CSUN 1 (2 OT, PK)
VCU 5, Virginia Tech 2
Indiana 2, Kentucky 1 (2 OT)
Notre Dame 4, Milwaukee 1
Michigan 6, Saint Peter's 2
Santa Clara 1, Loyola Marymount 0 (OT)
Coastal Caro. 3, North Carolina 0
Virginia 2, Wake Forest 0
Creighton* 1, San Diego 1 (2 OT, PK)
UC Santa Barbara 2, California 0
St. John's (NY)* 0, UConn 0 (2 OT, PK)
Saint Louis 1, Binghamton 0 (OT)
Washington 1, Portland 0
Akron 3, Rutgers 2
Maryland 2, Old Dominion 1

Third Round

UCLA 2, FIU 0
Indiana 5, VCU 0
Michigan* 1, Notre Dame 1 (2 OT, PK)
Santa Clara 3, Coastal Caro. 2 (OT)
Creighton 3, Virginia 1
St. John's (NY) 3, UC Santa Barbara 2 (2 OT)
Saint Louis 3, Washington 2 (OT)
Maryland 1, Akron 0

Quarterfinals

Indiana 2, UCLA 1
Santa Clara 3, Michigan 1
St. John's (NY) 3, Creighton 2
Maryland 4, Saint Louis 2

Semifinals

Indiana 1, Santa Clara 0 (OT)
St. John's (NY) 1, Maryland 0

Championship

Indiana 2, St. John's (NY) 1

2004

First Round

UCF 1, FIU 0
George Washington 1, North Carolina 0
Milwaukee 3, San Francisco 2
Col. of Charleston 3, South Carolina 2
Ohio St. 1, Memphis 0
Duke 3, Coastal Caro. 0
Portland 5, Washington 3

American 3, LIU Brooklyn 0
Hofstra 2, Seton Hall 1
Northwestern 4, Western Ill. 1
Boston U.* 2, Dartmouth 2 (2 OT, PK)
Loyola Marymount 1, CSUN 0
California 2, Santa Clara 1 (OT)
Tulsa 3, Michigan St. 1
UConn 2, Marist 1 (OT)
Michigan 2, Akron 1

Second Round

Wake Forest 5, UCF 0
VCU 2, George Washington 0
UC Santa Barbara 2, Milwaukee 1 (2 OT)
UNCG 2, Col. of Charleston 1
Ohio St. 2, Notre Dame 1
Duke 2, Old Dominion 1 (OT)
New Mexico 4, Portland 1
Virginia 2, American 1
Maryland 4, Hofstra 0
Creighton 3, Northwestern 2
St. John's (NY) 3, Boston U. 1
UCLA 3, Loyola Marymount 0
SMU 1, California 0
Tulsa* 1, Penn St. 1 (2 OT, PK)
Boston College 1, UConn 0
Indiana 1, Michigan 0

Third Round

VCU* 2, Wake Forest 2 (2 OT, PK)
UC Santa Barbara 1, UNCG 0 (OT)
Duke 3, Ohio St. 0
Virginia* 1, New Mexico 1 (2 OT, PK)
Maryland* 0, Creighton 0 (2 OT, PK)
St. John's (NY) 2, UCLA 1
Tulsa 2, SMU 1 (2 OT)
Indiana 1, Boston College 0

Quarterfinals

UC Santa Barbara 4, VCU 1
Duke 3, Virginia 0
Maryland 1, St. John's (NY) 0
Indiana 4, Tulsa 0

Semifinals

UC Santa Barbara 5, Duke 0
Indiana 3, Maryland 2 (2 OT)

Championship

Indiana** 1, UC Santa Barbara 1 (3-2 PK)

2005

First Round

Brown 2, Rhode Island 1
St. John's (NY) 3, Marist 1
West Virginia 1, Robert Morris 0
Stony Brook 2, Yale 1 (OT)
SMU 2, San Francisco 1
UNCG 3, James Madison 2
South Fla. 3, Stetson 0
Providence 1, Hofstra 0 (OT)
Notre Dame 2, Western Ill. 0
Clemson 2, Coastal Caro. 0
Seton Hall 2, Hartwick 1
Creighton 3, Lafayette 0
Santa Clara 1, Ohio St. 0
Wake Forest 2, South Carolina 0
UC Santa Barbara 2, San Diego St. 0
Milwaukee 2, Bradley 0

Second Round

Maryland 1, Brown 0
St. John's (NY) 1, Dartmouth 0
Akron 5, West Virginia 0
UConn 2, Stony Brook 0
SMU 3, UCLA 0
UNCG* 0, Virginia Tech 0 (2 OT, PK)
Virginia* 4, South Fla. 4 (2 OT, PK)
North Carolina 2, Providence 0
Notre Dame 2, Indiana 0
Clemson 3, NC State 0
Penn St. 1, Seton Hall 0

Creighton 2, Duke 1
California* 0, Santa Clara 0 (2 OT, PK)
Wake Forest 2, Old Dominion 1
CSUN 3, UC Santa Barbara 2
New Mexico* 2, Milwaukee 2 (2 OT, PK)

Third Round

Maryland 3, St. John's (NY) 1
Akron* 3, UConn 3 (2 OT, PK)
SMU 3, UNCG 1
North Carolina 2, Virginia 1
Clemson 1, Notre Dame 0
Creighton 3, Penn St. 1
California 3, Wake Forest 2 (2 OT)
New Mexico 1, CSUN 0 (OT)

Quarterfinals

Maryland* 1, Akron 1 (2 OT, PK)
SMU 3, North Carolina 2 (OT)
Clemson 1, Creighton 0
New Mexico 1, California 0

Semifinals

Maryland 4, SMU 1
New Mexico 2, Clemson 1

Championship

Maryland 1, New Mexico 0

2006

First Round

Brown 4, Adelphi 1
Rhode Island* 1, Rutgers 1 (2 OT, PK)
Gardner-Webb* 1, UAB 1 (2 OT, PK)
Harvard 2, Binghamton 1
St. John's (NY) 1, Monmouth 0
Ill.-Chicago 3, Western Ill. 0
New Mexico 1, San Francisco 0
Bucknell 1, George Mason 0 (OT)
UC Santa Barbara 2, San Diego St. 1
Old Dominion* 0, Winthrop 0 (2 OT, PK)
Northwestern 3, Cincinnati 0
UNCG 2, Virginia Tech 1
Northern Ill. 1, Loyola Chicago 0 (OT)
Washington 3, Creighton 0
Fairfield 2, UConn 1
Hofstra 2, Providence 0

Second Round

Duke 2, Brown 0
Lehigh* 1, Rhode Island 1 (2 OT, PK)
Clemson 3, Gardner-Webb 1
UCLA 3, Harvard 0
Maryland 2, St. John's (NY) 0
Notre Dame 1, Ill.-Chicago 0
California 3, New Mexico 1
Virginia 4, Bucknell 0
UC Santa Barbara 3, SMU 1
Old Dominion 1, North Carolina 0
Northwestern 1, Saint Louis 0
UNCG 2, West Virginia 1 (2 OT)
Indiana 1, Northern Ill. 0
Santa Clara 3, Washington 2 (OT)
Towson 2, Fairfield 0
Wake Forest 5, Hofstra 1

Third Round

Duke 3, Lehigh 0
UCLA 3, Clemson 0
Notre Dame 1, Maryland 0 (2 OT)
Virginia 2, California 1
UC Santa Barbara 2, Old Dominion 1
Northwestern 2, UNCG 1
Santa Clara* 0, Indiana 0 (2 OT, PK)
Wake Forest 2, Towson 1

Quarterfinals

UCLA 3, Duke 2 (OT)
Virginia 3, Notre Dame 2
UC Santa Barbara 3, Northwestern 2
Wake Forest 3, Santa Clara 1

Semifinals

UCLA 4, Virginia 0

UC Santa Barbara* 0, Wake Forest 0 (2 OT, PK)

Championship

UC Santa Barbara 2, UCLA 1

2007

First Round

Massachusetts 2, Boston U. 1
Central Conn. St. 3, Harvard 2
Ill.-Chicago* 0, Saint Louis 0 (2 OT, PK)
SMU 1, Gonzaga 0
Louisville 1, Duke 0
Washington 1, Portland 0
Loyola Maryland 2, Liberty 0
Bradley 2, DePaul 0
Vermont* 1, Dartmouth 1 (2 OT, PK)
South Fla. 2, Colgate 1
California 2, UC Davis 1 (2 OT)
Old Dominion 1, Providence 0
UCLA 1, New Mexico 0
Oakland 2, Michigan St. 1
Virginia 3, Saint Peter's 1
Furman 2, Campbell 0

Second Round

Massachusetts 2, Boston College 1
Central Conn. St. 3, Tulsa 2
Ill.-Chicago 2, Northwestern 0
Creighton 3, SMU 0
Ohio St. 1, Louisville 0
UC Santa Barbara 1, Washington 0
Maryland* 0, Loyola Maryland 0 (2 OT, PK)
Bradley* 1, Indiana 1 (2 OT, PK)
UConn 2, Vermont 0
South Fla. 1, Akron 0 (2 OT)
Virginia Tech 3, California 2
Old Dominion 2, Brown 1 (2 OT)
Santa Clara 3, UCLA 1
Notre Dame 2, Oakland 1
West Virginia 1, Virginia 0
Wake Forest 1, Furman 0

Third Round

Massachusetts 3, Central Conn. St. 1
Ill.-Chicago 1, Creighton 0
Ohio St. 4, UC Santa Barbara 3 (2 OT)
Bradley 3, Maryland 2 (2 OT)
UConn 5, South Fla. 0
Virginia Tech 1, Old Dominion 0
Notre Dame 2, Santa Clara 0
Wake Forest 3, West Virginia 1

Quarterfinals

Massachusetts 2, Ill.-Chicago 1
Ohio St. 4, Bradley 0
Virginia Tech 1, UConn 0
Wake Forest 1, Notre Dame 0 (OT).

Semifinals

Ohio St. 1, Massachusetts 0
Wake Forest 2, Virginia Tech 0

Championship

Wake Forest 2, Ohio St. 1

2008

First Round

William & Mary 3, Winthrop 1
Boston College 2, Colgate 0
UNCG 2, Duke 0
Harvard 1, Massachusetts 0 (2 OT)
Ohio St.* 0, Oakland 0 (2 OT, PK)
Northwestern* 0, Loyola Chicago 0 (2 OT, PK)
Jacksonville 4, Louisville 3
Ill.-Chicago* 0, Dayton 0 (2 OT, PK)
Boston U. 1, Fairleigh Dickinson 0
Cal Poly 1, UCLA 0
UC Davis 4, Denver 0
Saint Louis 1, Drake 0
Tulsa 1, UMKC 0
UConn 1, Fairfield 0

California 3, San Francisco 0

George Mason 1, Penn 0

Second Round

Wake Forest 1, William & Mary 0 (OT)
Dartmouth* 0, Boston College 0 (2 OT, PK)
UNCG 2, Loyola Maryland 1 (OT)
South Fla. 2, Harvard 1
Akron 1, Ohio St. 0 (2 OT)
Northwestern 2, Notre Dame 1
North Carolina 1, Jacksonville 0
Ill.-Chicago* 0, Michigan St. 0 (2 OT, PK)
St. John's (NY) 1, Boston U. 0
UC Irvine 3, Cal Poly 0
Michigan 2, UC Davis 1
Indiana 2, Saint Louis 0
Creighton 2, Tulsa 1
UConn 2, Virginia 0
California 3, UC Santa Barbara 2 (2 OT)
Maryland 2, George Mason 0

Third Round

Wake Forest 7, Dartmouth 0
South Fla.* 1, UNCG 1 (2 OT, PK)
Northwestern 1, Akron 0
North Carolina 3, Ill.-Chicago 2 (OT)
St. John's (NY) 3, UC Irvine 2
Indiana 3, Michigan 0
Creighton 2, UConn 1 (OT)
Maryland 2, California 1

Quarterfinals

Wake Forest 5, South Fla. 0
North Carolina 1, Northwestern 0
St. John's (NY) 3, Indiana 2 (OT)
Maryland 1, Creighton 0.

Semifinals

North Carolina 1, Wake Forest 0
Maryland 1, St. John's (NY) 0

Championship

Maryland 1, North Carolina 0

2009

First Round

South Fla. 2, Stetson 1
Stanford 3, Saint Mary's (CA) 0
Notre Dame 2, Green Bay 1
Saint Louis 2, Missouri St. 1
Brown 1, Stony Brook 0 (2 OT)
Indiana 2, Louisville 0
Boston College 2, Dartmouth 1 (2 OT)
Drake 2, Western Ill. 1
UNCW* 1, Charlotte 1 (2 OT, PK)
Duke 3, Winthrop 2
UC Santa Barbara 1, Wofford 0
Sacramento St. 2, Loyola Marymount 1 (OT)
Maryland 2, Loyola Maryland 1
Monmouth* 0, Connecticut 0 (2 OT, PK)
Portland 2, New Mexico 1 (OT)
Bucknell 1, Princeton 0

Second Round

Akron 2, South Fla. 0
Stanford 1, UC Irvine 0
Northwestern 3, Notre Dame 1
Tulsa 4, Saint Louis 3 (OT)
North Carolina 2, Brown 0
Indiana 1, Butler 0
Boston College 1, St. John's (NY) 0
Drake 1, Ohio St. 0 (OT)
Wake Forest 2, UNCW 1
Duke 2 Michigan St. 1
UC Santa Barbara 1, San Diego 0
UCLA 2, Sacramento St. 1
Maryland 2, Penn St. 1
Harvard 3, Monmouth 0
Portland 2, NC State 1
Virginia 5, Bucknell 0

Third Round

Akron 2, Stanford 0

Tulsa 1, Northwestern 0
North Carolina 1, Indiana 0
Drake 6, Boston College 4
Wake Forest 4, Duke 2
UCLA 2, UC Santa Barbara 1
Maryland 2, Harvard 0
Virginia 1, Portland 0

Quarterfinals

Akron 1, Tulsa 0
North Carolina 2, Drake 1
Wake Forest 2, UCLA 0
Virginia 3, Maryland 0

Semifinals

Akron* 0, North Carolina 0 (pk)
Virginia 2, Wake Forest 1 (OT)

Championship

Virginia** 0, Akron 0 (3-2 PK)

2010

First Round

[Col. of Charleston 3, ETSU 2](#)
[Providence 6, Saint Peter's 2](#)
[Dartmouth 4, Monmouth 0](#)
[Sacramento St. 2, Santa Clara 1](#)
[Creighton 4, New Mexico 1](#)
[UMBC 2, Princeton 1](#)
[Michigan St. 2, Oakland 0](#)
[Georgetown 3, UNCG 0](#)
[West Virginia 4, Xavier 2](#)
[Tulsa 2, Bradley 0](#)
[Brown 2, Boston College 1](#)
[UC Santa Barbara 1, Denver 0 \(2 OT\)](#)
[Duke 2, Coastal Caro. 1](#)
[UCF 3, South Fla. 0](#)
[Old Dominion 1, Virginia 0](#)
[Penn 1, Bucknell 0 \(OT\)](#)

Second Round

[Louisville 3, Col. of Charleston 1](#)
[Ohio St. 2, Providence 1](#)
[Dartmouth 2, Notre Dame 1 \(OT\)](#)
[UCLA 4, Sacramento St. 1](#)
[SMU* 2, Creighton 2 \(5-3 PK\)](#)
[William & Mary* 0, UMBC 0 \(4-3 PK\)](#)
[Michigan St. 1, Butler 0](#)
[North Carolina* 0, Georgetown 0 \(5-4 PK\)](#)
[Akron 3, West Virginia 2](#)
[Indiana 5, Tulsa 1](#)
[Brown* 1, UConn 1 \(7-6 PK\)](#)
[California 2, UC Santa Barbara 1 \(OT\)](#)
[South Carolina 1, Duke 0 \(OT\)](#)
[Michigan 2, UCF 1 \(OT\)](#)
[Penn St. 4, Old Dominion 1](#)
[Maryland 4, Penn 0](#)

Third Round

[Louisville 2, Ohio St. 1](#)
[UCLA 2, Dartmouth 1 \(2 OT\)](#)
[SMU 1, William & Mary 0](#)
[North Carolina* 1, Michigan St. 1 \(5-4 PK\)](#)
[Akron 2, Indiana 1](#)
[California 2, Brown 0](#)
[Michigan 3, South Carolina 1](#)
[Maryland 1, Penn St. 0](#)

Quarterfinals

[Louisville 5, UCLA 4](#)
[North Carolina* 1, SMU 1 \(4-2 PK\)](#)
[Akron* 3, California 3 \(3-2 PK\)](#)
[Michigan 3, Maryland 2 \(2 OT\)](#)

Semifinals

[Louisville 2, North Carolina 1](#)
[Akron 2, Michigan 1](#)

Championship

[Akron 1, Louisville 0](#)

2011

First Round

[Coastal Caro. 4, Elon 3](#)
[Old Dominion* 0, Liberty 0 \(5-4 PK\)](#)
[Brown 3, Fairfield 2](#)
[Saint Mary's \(CA\) 1, CSU Bakersfield 0](#)
[West Virginia 2, Xavier 1 \(OT\)](#)
[Bradley 2, Loyola Chicago 1](#)
[Delaware 1, Virginia 0 \(2 OT\)](#)
[Rutgers 4, Colgate 2](#)
[Monmouth* 0, Stony Brook 0 \(5-4 PK\)](#)
[Wake Forest* 1, South Carolina 1 \(4-3 PK\)](#)
[Charlotte 3, Furman 1](#)
[Akron 3, Northwestern 1](#)
[UCF 1, FGCU 0 \(2 OT\)](#)
[Duke 1, Georgia St. 0](#)
[Providence 1, Dartmouth 0](#)
[Northern Ill. 3, Western Ill. 0](#)

Second Round

[North Carolina 3, Coastal Caro. 2](#)
[Indiana 3, Old Dominion 0](#)
[Brown 1, St. John's \(NY\) 0](#)
[Saint Mary's \(CA\) 2, UC Irvine 1 \(2 OT\)](#)
[Maryland 4, West Virginia 0](#)
[Louisville 3, Bradley 2 \(2 OT\)](#)
[UCLA 1, Delaware 0](#)
[Rutgers* 1, Boston College 1 \(4-3 PK\)](#)
[UConn 2, Monmouth 1](#)
[James Madison 2, Wake Forest 0](#)
[Charlotte 3, UAB 1](#)
[Akron 3, SMU 2](#)
[South Fla. 2, UCF 1 \(OT\)](#)
[New Mexico 2, Duke 1 \(OT\)](#)
[UC Santa Barbara 3, Providence 2](#)
[Creighton 3, Northern Ill. 0](#)

Third Round

[North Carolina 1, Indiana 0 \(OT\)](#)
[Saint Mary's \(CA\) 3, Brown 2 \(OT\)](#)
[Louisville 4, Maryland 2](#)
[UCLA 3, Rutgers 0](#)
[UConn 3, James Madison 0](#)
[Charlotte 1, Akron 0](#)
[South Fla.* 0, New Mexico 0 \(6-5 PK\)](#)
[Creighton 2, UC Santa Barbara 1](#)

Quarterfinals

[North Carolina 2, Saint Mary's \(CA\) 0](#)
[UCLA 1, Louisville 0 \(2 OT\)](#)
[Charlotte* 1, UConn 1 \(4-2 PK\)](#)
[Creighton 1, South Fla. 0 \(OT\)](#)

Semifinals

[North Carolina* 2, UCLA 2 \(3-1 PK\)](#)
[Charlotte* 0, Creighton 0 \(4-1 PK\)](#)

Championship

[North Carolina 1, Charlotte 0](#)

2012

First Round

[Michigan St. 2, Cleveland St. 1](#)
[Xavier 1, Kentucky 0](#)
[UMBC* 0, Old Dominion 0 \(4-2 PK\)](#)
[Farleigh Dickinson 1, St. John's \(NY\) 0](#)
[Michigan 3, Niagara 1](#)
[Washington 1, Air Force 0](#)
[Virginia 1, Lafayette 0](#)
[Northeastern 1, Boston College 0](#)
[Charlotte 3, UAB 2](#)
[Syracuse 1, Cornell 0](#)
[South Fla.* 0, FGCU 0 \(5-3 PK\)](#)
[San Diego 2, CSUN 1 \(2 OT\)](#)
[Northwestern 1, Western Ill. 0](#)
[Winthrop* 1, SMU 1 \(3-1 PK\)](#)
[Coastal Caro. 3, Elon 0](#)
[Brown 2, Drexel 0](#)

Second Round

[Notre Dame 3, Michigan St. 0](#)
[Indiana 4, Xavier 1](#)
[North Carolina* 0, UMBC 0 \(3-2 PK\)](#)
[Farleigh Dickinson 2, Saint Louis 1 \(2 OT\)](#)
[Akron 2, Michigan 1](#)
[Creighton 4, Washington 2](#)
[New Mexico 3, Virginia 1](#)
[UConn 1, Northeastern 0](#)
[Georgetown 1, Charlotte 0](#)
[Syracuse 3, VCU 2 \(2 OT\)](#)
[Tulsa 1, South Fla. 0 \(OT\)](#)
[San Diego 5, UCLA 2](#)
[Northwestern 1, Marquette 0](#)
[Louisville 5, Winthrop 0](#)
[Coastal Caro. 2, Wake Forest 1 \(OT\)](#)
[Maryland 2, Brown 1](#)

Third Round

[Indiana 2, Notre Dame 1 \(2 OT\)](#)
[North Carolina 1, Farleigh Dickinson 0 \(2 OT\)](#)
[Creighton* 1, Akron 1 \(5-4 PK\)](#)
[UConn 2, New Mexico 1 \(2 OT\)](#)
[Georgetown* 1, Syracuse 1 \(4-2 PK\)](#)
[San Diego 2, Tulsa 1](#)
[Louisville 2, Northwestern 1](#)
[Maryland 5, Coastal Caro. 1](#)

Quarterfinals

[Indiana 1, North Carolina 0](#)
[Creighton 1, UConn 0](#)
[Georgetown 3, San Diego 1](#)
[Maryland 3, Louisville 1](#)

Semifinals

[Indiana 1, Creighton 0](#)
[Georgetown* 4, Maryland 4 \(4-3 PK\)](#)

Championship

[Indiana 1, Georgetown 0](#)

2013

First Round

[Elon* 1, Clemson 1 \(4-1 PK\)](#)
[UConn 2, Quinnipiac 1](#)
[Akron 3, Indiana 2](#)
[St. John's \(NY\) 2, Delaware 1 \(OT\)](#)
[Providence* 1, Penn 1 \(3-1 PK\)](#)
[North Carolina 1, South Fla. 0](#)
[Coastal Caro. 2, ETSU 0](#)
[Bradley 3, Northwestern 2 \(OT\)](#)
[Wisconsin 1, Milwaukee 0](#)
[Navy 3, VCU 0](#)
[Louisville* 0, Denver 0 \(3-2 PK\)](#)
[Old Dominion 5, Drexel 1](#)
[George Mason* 2, William & Mary 2 \(4-2 PK\)](#)
[Penn St. 1, St. Francis Brooklyn 0](#)
[Stanford* 1, Loyola Marymount 1 \(3-2 PK\)](#)
[Seattle U 2, Creighton 1](#)

Second Round

[UCLA 4, Elon 0](#)
[UConn* 2, UMBC 2 \(4-2 PK\)](#)
[Marquette 1, Akron 0 \(OT\)](#)
[Virginia 2, St. John's \(NY\) 0](#)
[Maryland 3, Providence 1](#)
[UC Irvine 1, North Carolina 0](#)
[Coastal Caro. 1, Charlotte 0](#)
[California 3, Bradley 1](#)
[Notre Dame 4, Wisconsin 0](#)
[Wake Forest 2, Navy 1](#)
[Michigan St. 1, Louisville 0 \(2 OT\)](#)
[Georgetown 3, Old Dominion 0](#)
[New Mexico 1, George Mason 0](#)
[Penn St. 1, UC Santa Barbara 0](#)
[Stanford 1, CSUN 0](#)
[Washington 4, Seattle U 2](#)

Third Round

[UConn* 3, UCLA 3 \(5-4 PK\)](#)

[Virginia 3, Marquette 1](#)
[Maryland 1, UC Irvine 0](#)
[California 1, Coastal Caro. 0](#)
[Notre Dame 4, Wake Forest 2](#)
[Michigan St. 1, Georgetown 0](#)
[New Mexico 2, Penn St. 0](#)
[Washington 1, Stanford 0](#)

Quarterfinals

[Virginia 2, UConn 1](#)
[Maryland 2, California 1](#)
[Notre Dame 2, Michigan St. 1](#)
[New Mexico 1, Washington 0](#)

Semifinals

[Maryland 2, Virginia 1](#)
[Notre Dame 2, New Mexico 0](#)

Championship

[Notre Dame 2, Maryland 1](#)

2014

First Round

[Ohio St.* 1, Akron 1 \(13-12 PK\)](#)
[UNCW 2, Bucknell 0](#)
[Penn St. 2, Hartwick 1](#)
[Old Dominion 3, St. Francis \(NY\) 0](#)
[Xavier 2, Monmouth 1 \(2 OT\)](#)
[Oregon St. 1, Denver 0](#)
[Saint Louis 2, Tulsa 0](#)
[UMBC* 0, Wake Forest 0 \(3-2 PK\)](#)
[Oakland 2, Kentucky 0](#)
[Furman* 1, UAB 1 \(4-3 PK\)](#)
[Dartmouth 2, Fordham 0](#)
[UC Irvine 3, UNLV 0](#)
[Coastal Carolina 1, FGCU 0](#)
[North Carolina 6, James Madison 0](#)
[SIUE 1, Northwestern 0](#)
[San Diego 2, Cal St. Fullerton 1](#)

Second Round

[Notre Dame 2, Ohio St. 1](#)
[Virginia 3, UNCW 1](#)
[Syracuse 2, Penn St. 1](#)
[Georgetown 2, Old Dominion 1 \(OT\)](#)
[Xavier 2, Indiana 1](#)
[Creighton 1, Oregon St. 0](#)
[Louisville 2, Saint Louis 1](#)
[UMBC 1, Maryland 0](#)
[Michigan St.* 2, Oakland 0](#)
[Washington* 0, Furman 0 \(6-5 PK\)](#)
[Providence 3, Dartmouth 0](#)
[UC Irvine 1, Stanford 0 \(OT\)](#)
[Clemson 2, Coastal Carolina 1](#)
[North Carolina 2, Charlotte 1](#)
[California 1, SIUE 0](#)
[UCLA 2, San Diego 1 \(OT\)](#)

Third Round

[Virginia 1, Notre Dame 0](#)
[Georgetown 2, Syracuse 1 \(OT\)](#)
[Creighton 2, Xavier 1](#)
[UMBC 1, Louisville 0](#)
[Michigan St.* 2, Washington 2 \(4-3 PK\)](#)
[Providence 1, UC Irvine 0](#)
[North Carolina 2, Clemson 1](#)
[UCLA 3, California 2](#)

Quarterfinals

[Virginia* 1, Georgetown 1 \(5-4 PK\)](#)
[UMBC* 0, Creighton 0 \(4-3 PK\)](#)
[Providence 3, Michigan St. 2](#)
[UCLA* 3, North Carolina 3 \(7-6 PK\)](#)

Semifinals

[Virginia 1, UMBC 0](#)
[UCLA 3, Providence 2](#)

Championship

[Virginia** 0, UCLA 0 \(4-2 PK\)](#)

2015

First Round

[Charlotte 2, Radford 1](#)
[UConn 3, Boston U. 1](#)
[Dayton* 1, Oakland 1 \(4-3 PK\)](#)
[Santa Clara 3, Cal St. Fullerton 0](#)
[Coastal Caro. 1, North Florida 0](#)
[Drake 2, Kentucky 1](#)
[SMU 2, Utah Valley 0](#)
[Rutgers* 1, LIU Brooklyn 1 \(3-2 PK\)](#)
[Hofstra 2, Lehigh 1 \(OT\)](#)
[Boston College 1, Vermont 0](#)
[UCLA 2, Cal Poly 0](#)
[Dartmouth 1, Hartwick 0 \(OT\)](#)
[Tulsa 3, FIU 2 \(OT\)](#)
[Virginia 2, Rider 0](#)
[South Carolina* 1, Furman 1 \(2-1 PK\)](#)
[Elon 3, Winthrop 0](#)

Second Round

[Wake Forest 1, Charlotte 0](#)
[Indiana 1, UConn 0](#)
[Ohio St.* 1, Dayton 1 \(4-3 PK\)](#)
[Stanford 3, Santa Clara 1](#)
[North Carolina 2, Coastal Caro. 1](#)
[Creighton 5, Drake 1](#)
[SMU 1, Denver 0 \(OT\)](#)
[Akron 6, Rutgers 1](#)
[Georgetown 3, Hofstra 0](#)
[Boston College 2, South Fla. 1 \(OT\)](#)
[Seattle U 1, UCLA 0](#)
[Syracuse 2, Dartmouth 1](#)
[Notre Dame* 1, Tulsa 1 \(3-0 PK\)](#)
[Maryland 1, Virginia 0](#)
[UC Santa Barbara 1, South Carolina 0 \(OT\)](#)
[Clemson 5, Elon 2](#)

Third Round

[Wake Forest 1, Indiana 0](#)
[Stanford 3, Ohio St. 1](#)
[Creighton 1, North Carolina 0](#)
[Akron 2, SMU 1](#)
[Boston College* 1, Georgetown 1 \(5-4 PK\)](#)
[Syracuse 3, Seattle U 1](#)
[Maryland 2, Notre Dame 1](#)
[Clemson 3, UC Santa Barbara 2](#)

Quarterfinals

[Stanford 2, Wake Forest 1 \(OT\)](#)
[Akron 3, Creighton 2 \(OT\)](#)
[Syracuse 1, Boston College 0](#)
[Clemson* 1, Maryland 1 \(3-1 PK\)](#)

Semifinals

[Stanford* 0, Akron 0 \(8-7 PK\)](#)
[Clemson* 0, Syracuse 0 \(4-1 PK\)](#)

Championship

[Stanford 4, Clemson 0](#)

2016

First Round

[Providence 2, Delaware 0](#)
[Creighton 3, Tulsa 0](#)
[FGCU* 2, South Fla. 2 \(3-0 PK\)](#)
[Dartmouth 1, St. Francis Brooklyn 0 \(2OT\)](#)
[Pacific 1, CSUN 0](#)
[Vermont 4, Rider 1](#)
[Loyola Chicago 2, Ill.-Chicago 0](#)
[UCLA 4, Colgate 2](#)
[South Carolina 1, Mercer 0](#)
[Boston College 1, Fordham 0](#)
[New Mexico* 0, Portland 0 \(6-5 PK\)](#)
[UNLV* 1, San Diego St. 1 \(6-5 PK\)](#)
[Akron 2, Villanova 0](#)
[Virginia Tech 1, ETSU 0](#)
[SIUE* 1, Michigan St. 1 \(9-8 PK\)](#)
[Coastal Caro. 2, Radford 1](#)

Second Round

[Providence 5, Maryland 4](#)
[Creighton 3, Kentucky 2](#)
[North Carolina 3, FGCU 2 \(2OT\)](#)
[Syracuse 3, Dartmouth 0](#)
[Stanford 2, Pacific 0](#)
[Virginia 2, Vermont 1 \(2OT\)](#)
[Notre Dame 1, Loyola Chicago 0](#)
[Louisville 2, UCLA 1 \(OT\)](#)
[Clemson 2, South Carolina 1 \(OT\)](#)
[Albany \(NY\) 3, Boston College 0](#)
[Washington 4, New Mexico 1](#)
[Denver 3, UNLV 0](#)
[Indiana 1, Akron 0](#)
[Virginia Tech 3, Charlotte 2](#)
[SIUE* 0, Butler 0 \(5-4 PK\)](#)
[Wake Forest 2, Coastal Caro. 0](#)

Third Round

[Providence 2, Creighton 1](#)
[North Carolina 1, Syracuse 0](#)
[Stanford 1, Virginia 0 \(2OT\)](#)
[Louisville 3, Notre Dame 1](#)
[Clemson 3, Albany \(NY\) 1](#)
[Denver 2, Washington 1](#)
[Virginia Tech 2, Indiana 1 \(OT\)](#)
[Wake Forest 2, SIUE 1](#)

Quarterfinals

[North Carolina 1, Providence 0 \(2OT\)](#)
[Stanford 2, Louisville 0](#)
[Denver 1, Clemson 0](#)
[Wake Forest 2, Virginia Tech 0](#)

Semifinals

[Stanford* 0, North Carolina 0 \(10-9 PK\)](#)
[Wake Forest 2, Denver 1 \(2OT\)](#)

Championship

[Stanford** 0, Wake Forest 0 \(5-4 PK\)](#)

2017

First Round

[Columbia 2, William & Mary 1 \(2OT\)](#)
[Butler 2, Lipscomb 0](#)
[Pacific 2, Cal. St. Fullerton 1](#)
[Coastal Caro. 1, Mercer 0](#)
[Seattle 3, Washington 2 \(OT\)](#)
[Wisconsin 4, Ill.-Chicago 1](#)
[Colgate 2, Massachusetts 0](#)
[San Francisco 2, California 1](#)
[UNCW 1, Presbyterian 0 \(OT\)](#)
[SMU 2, Central Ark. 0](#)
[Fordham 3, St. Francis Brooklyn 2 \(OT\)](#)
[FIU 2, Omaha 0](#)
[Virginia Tech 2, Air Force 0](#)
[Albany \(NY\)* 0, Maryland 0 \(5-4 PK\)](#)
[New Hampshire 3, Fairfield 0](#)
[Old Dominion 2, NC State 0](#)

Second Round

[Wake Forest 1, Columbia 0](#)
[Butler 3, VCU 2](#)
[Stanford* 0, Pacific 0 \(4-1 PK\)](#)
[Coastal Caro. 3, Clemson 1](#)
[Akron 3, Seattle 0](#)
[Wisconsin 1, Notre Dame 0 \(OT\)](#)
[Colgate 3, Michigan 2](#)
[Louisville 3, San Francisco 2](#)
[North Carolina 2, UNCW 1](#)
[SMU 2, Georgetown 1 \(2OT\)](#)
[Fordham 1, Virginia 0](#)
[Duke 2, FIU 1](#)
[Michigan St. 3, Virginia Tech 0](#)
[Western Mich. 2, Albany \(NY\) 0](#)
[New Hampshire* 0, Dartmouth 0 \(4-1 PK\)](#)
[Indiana 3, Old Dominion 0](#)

Third Round

[Wake Forest 2, Butler 0](#)
[Stanford 2, Coastal Caro. 0](#)
[Akron 3, Wisconsin 2 \(OT\)](#)
[Louisville 2, Colgate 0](#)
[North Carolina 2, SMU 0](#)
[Fordham* 2, Duke 2 \(8-7 PK\)](#)
[Michigan St. 2, Western Mich. 1](#)
[Indiana 2, New Hampshire 1](#)

Quarterfinals

[Stanford 2, Wake Forest 0](#)
[Akron* 0, Louisville 0 \(4-3 PK\)](#)
[North Carolina 2, Fordham 1](#)
[Indiana* 1, Michigan St. 1 \(3-2 PK\)](#)

Semifinals

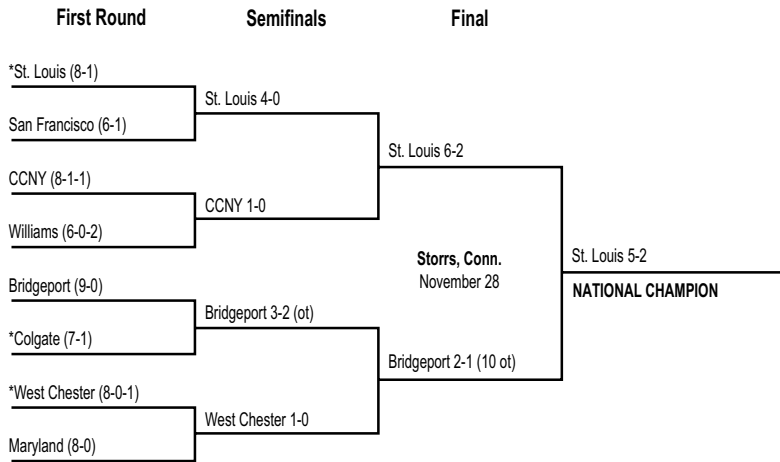
[Stanford 2, Akron 0](#)
[Indiana 1, North Carolina 0](#)

Championship

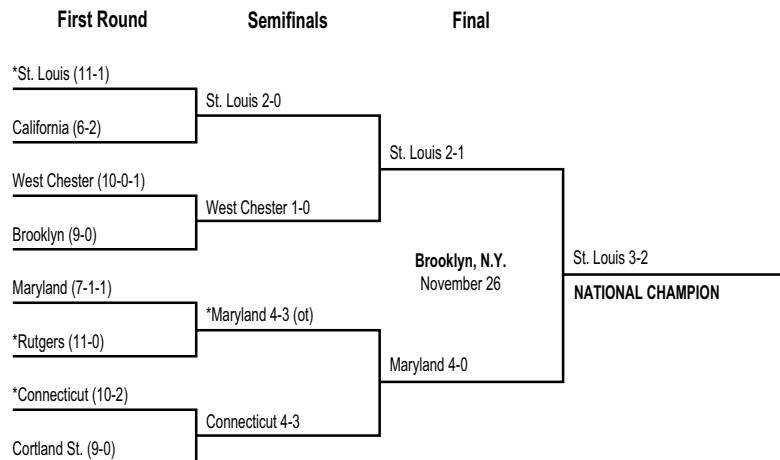
[Stanford 1, Indiana 0 \(2OT\)](#)

BRACKETS

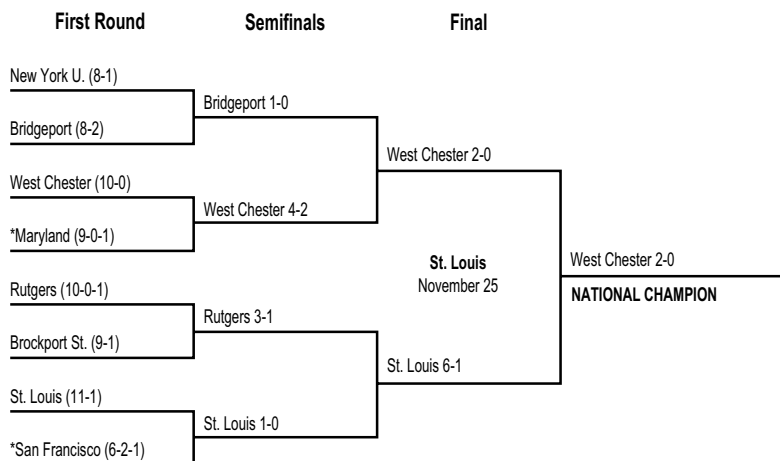
1959 Division I Men's Championship Bracket



1960 Division I Men's Championship Bracket

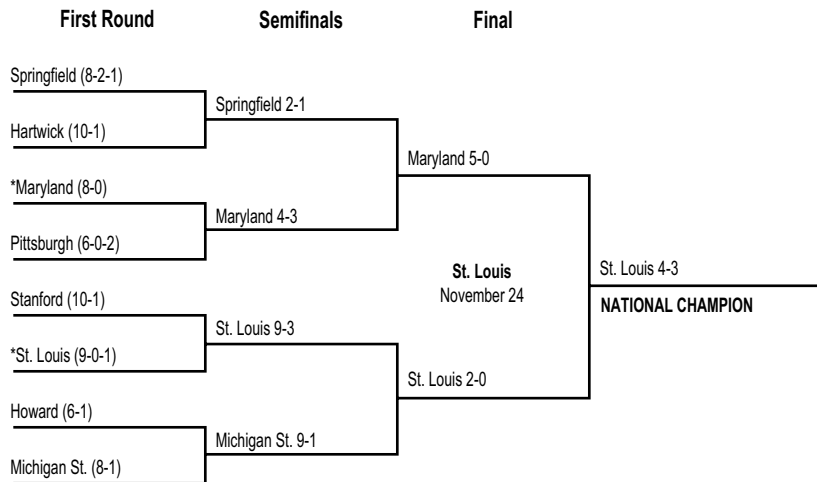


1961 Division I Men's Championship Bracket




*Host institution.

1962 Division I Men's Championship Bracket

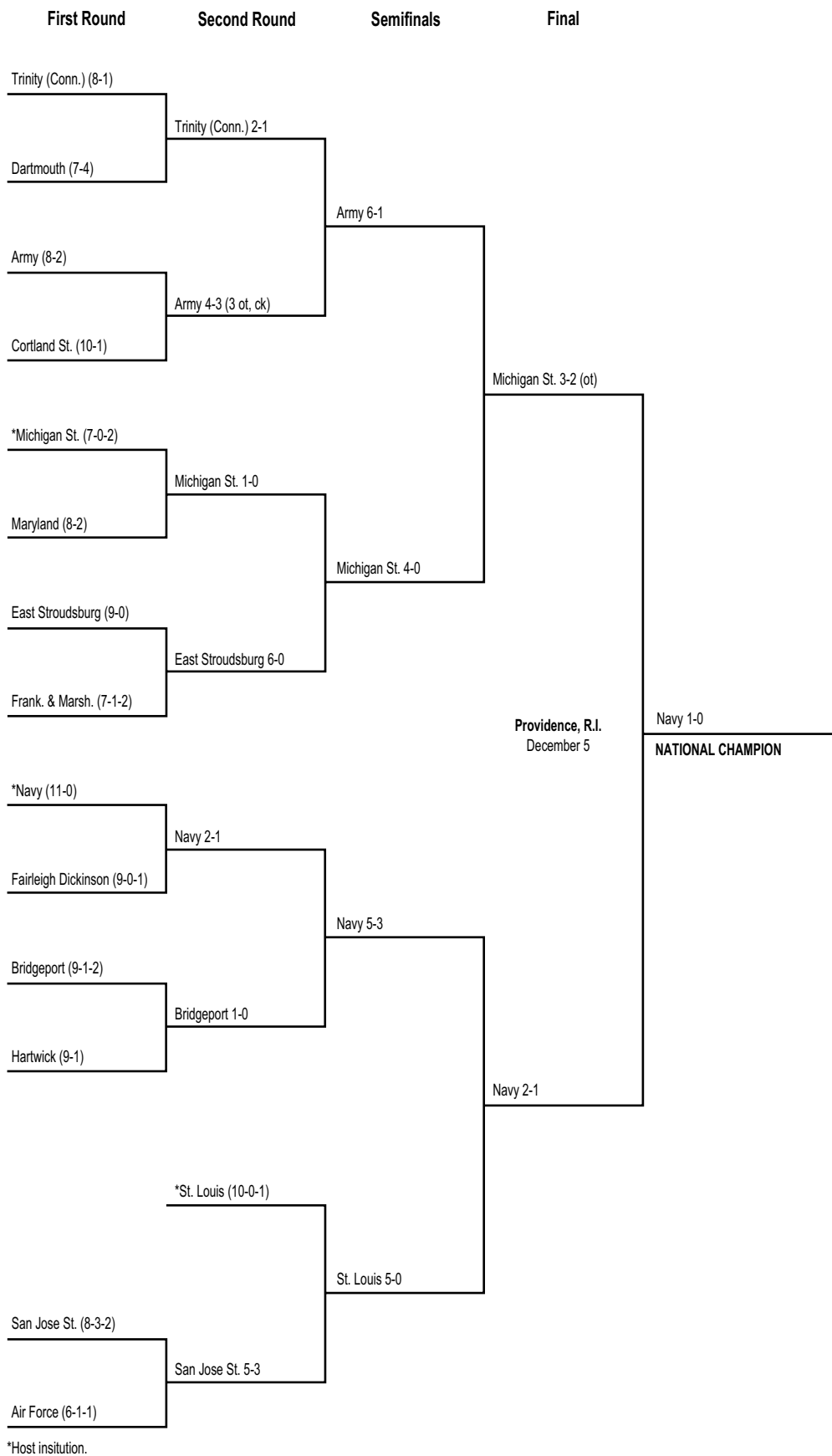


1963 Division I Men's Championship Bracket

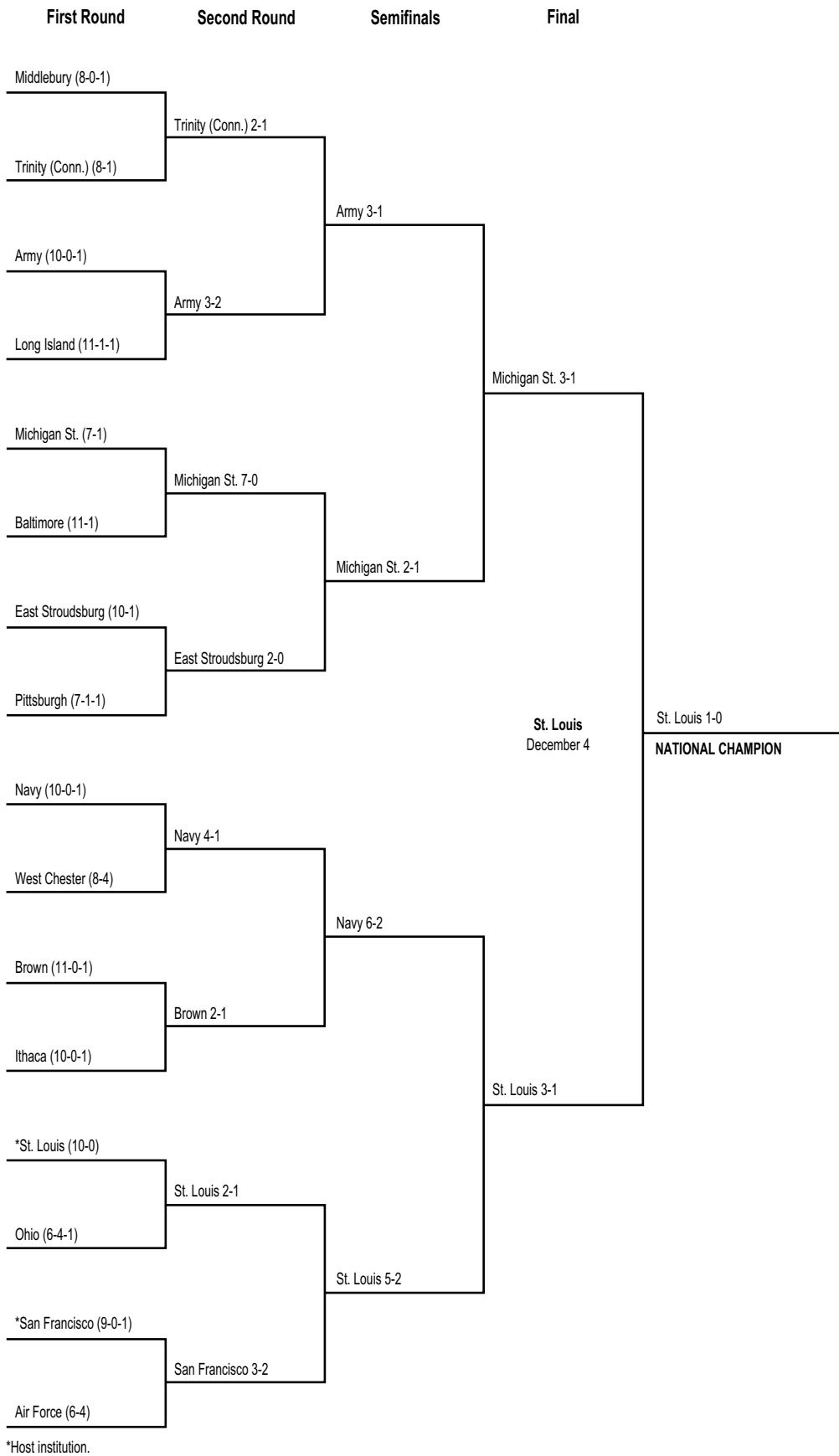


*Host institution.

1964 Division I Men's Championship Bracket



1965 Division I Men's Championship Bracket



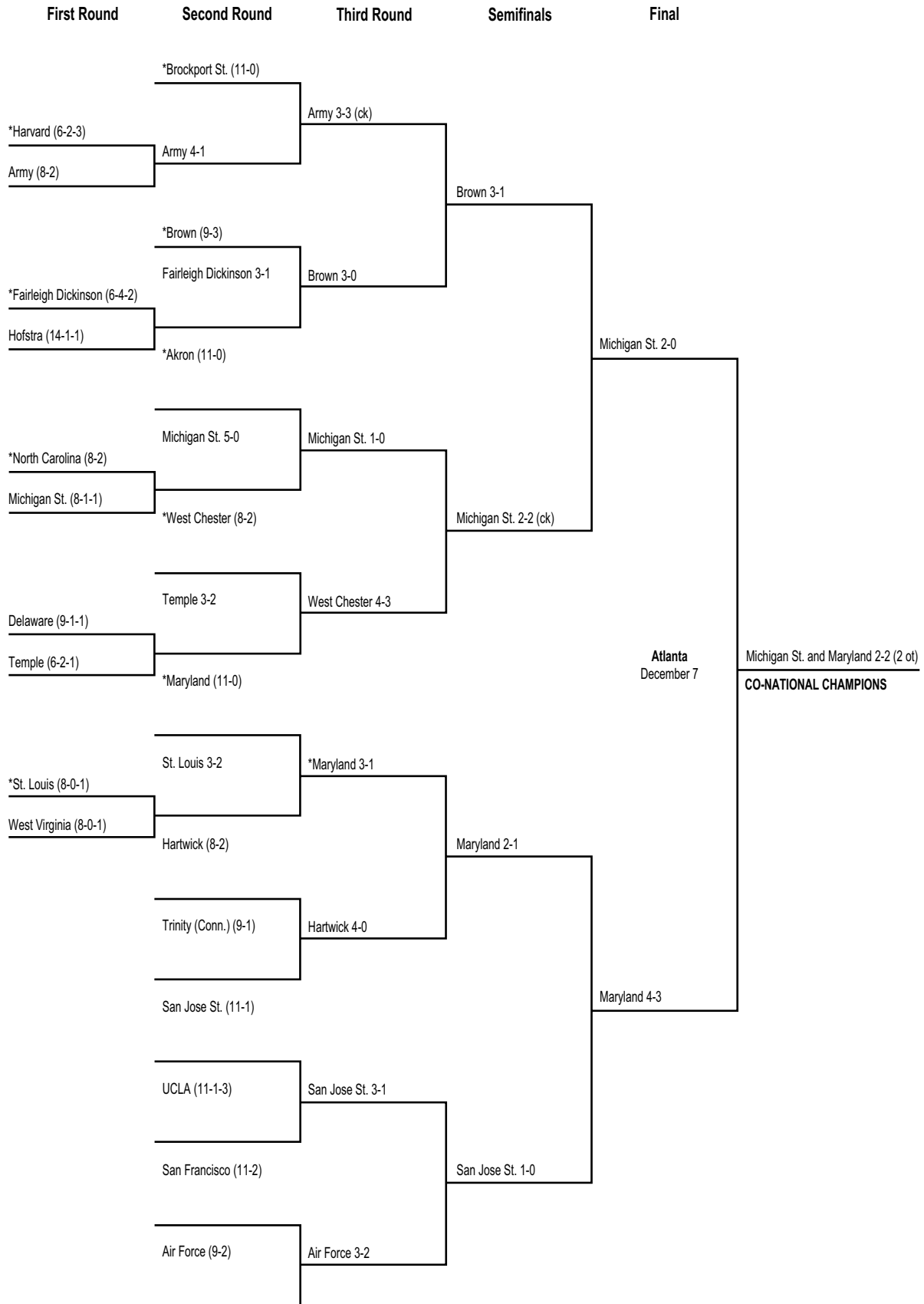
1966 Division I Men's Championship Bracket



1967 Division I Men's Championship Bracket




1968 Division I Men's Championship Bracket



*Host institution.

1969 Division I Men's Championship Bracket



1970 Division I Men's Championship Bracket




*Host institution.
 #Howard's participation in the 1970 tournament was vacated.

1971 Division I Men's Championship Bracket




*Host institution.
 #Howard's participation in the 1971 tournament was vacated.

1972 Division I Men's Championship Bracket




*Host institution.

1973 Division I Men's Championship Bracket




*Host institution.

1974 Division I Men's Championship Bracket




*Host institution.

1975 Division I Men's Championship Bracket




*Host institution.

1976 Division I Men's Championship Bracket



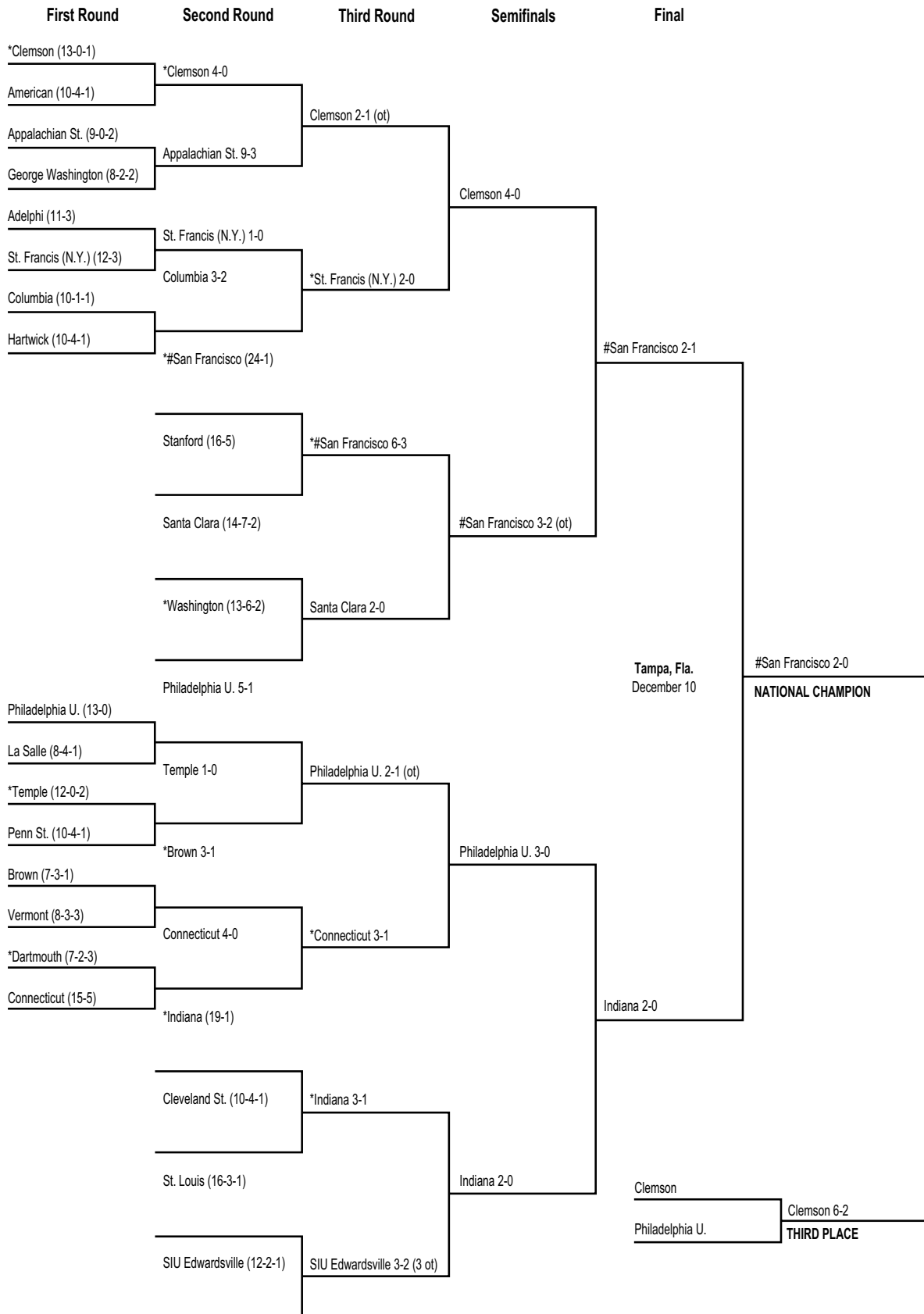
*Host institution.

1977 Division I Men's Championship Bracket




*Host institution.

1978 Division I Men's Championship Bracket



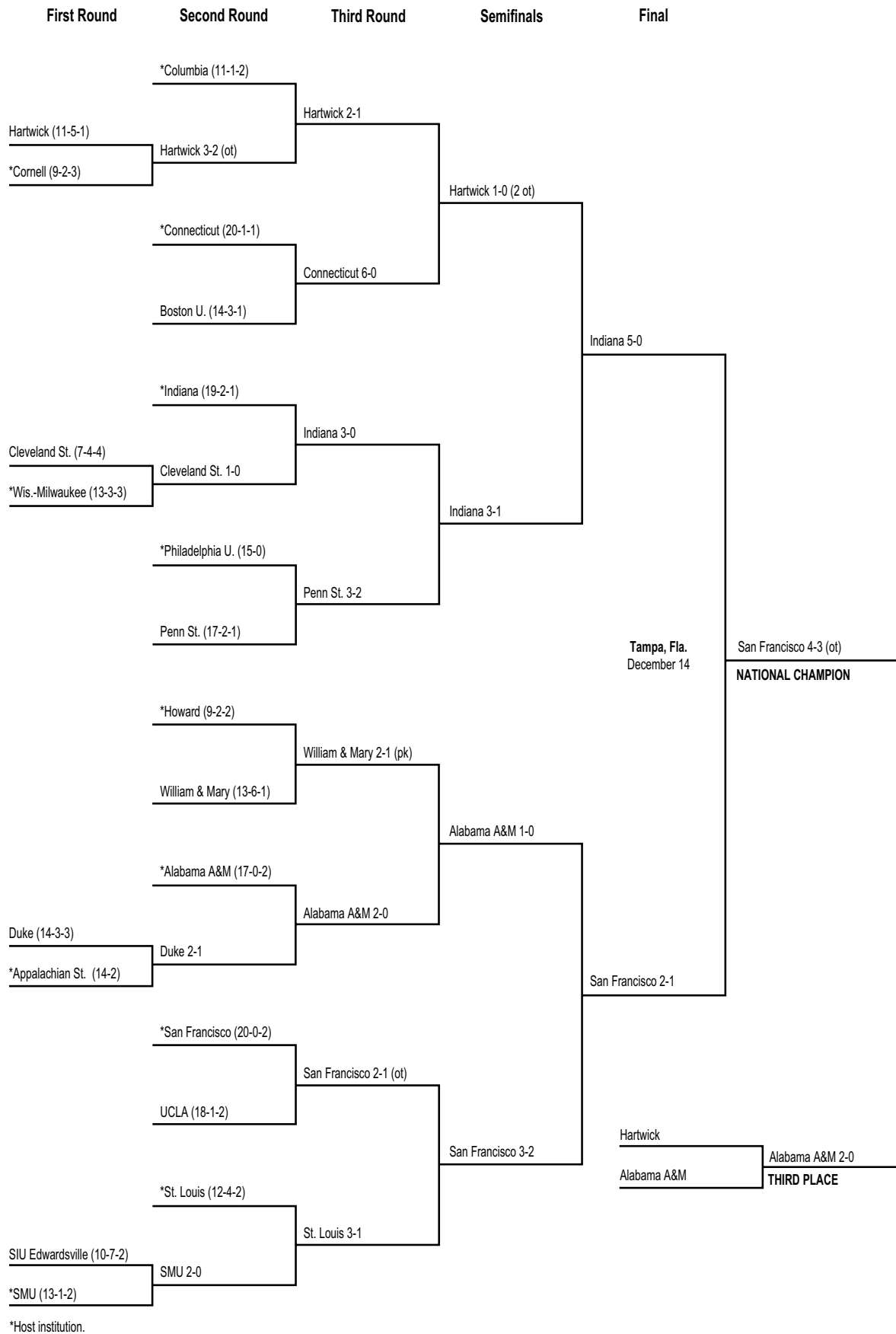
*Host institution.
 #San Francisco's participation in the 1978 tournament was vacated.

1979 Division I Men's Championship Bracket



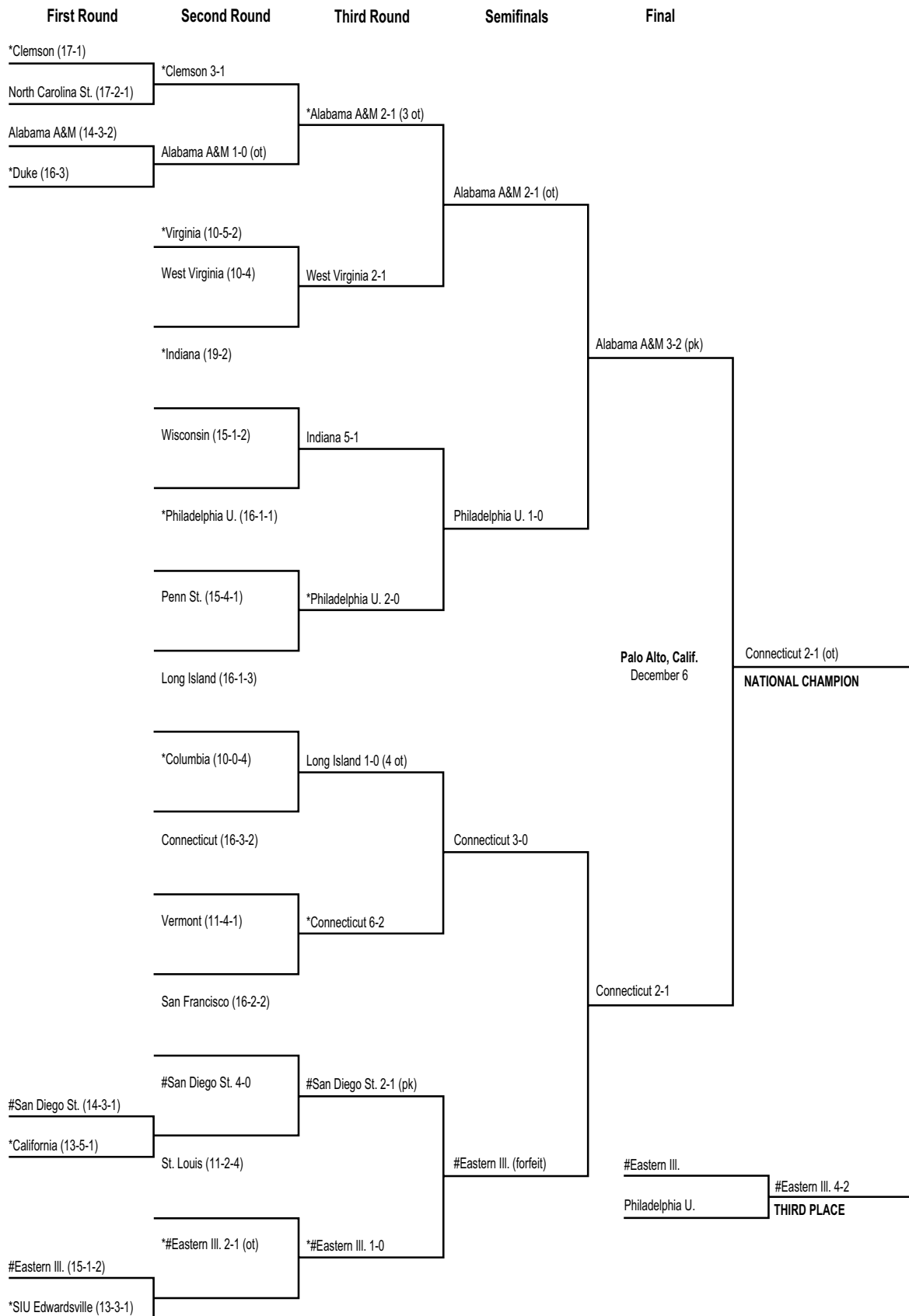
*Host institution.

1980 Division I Men's Championship Bracket



*Host institution.

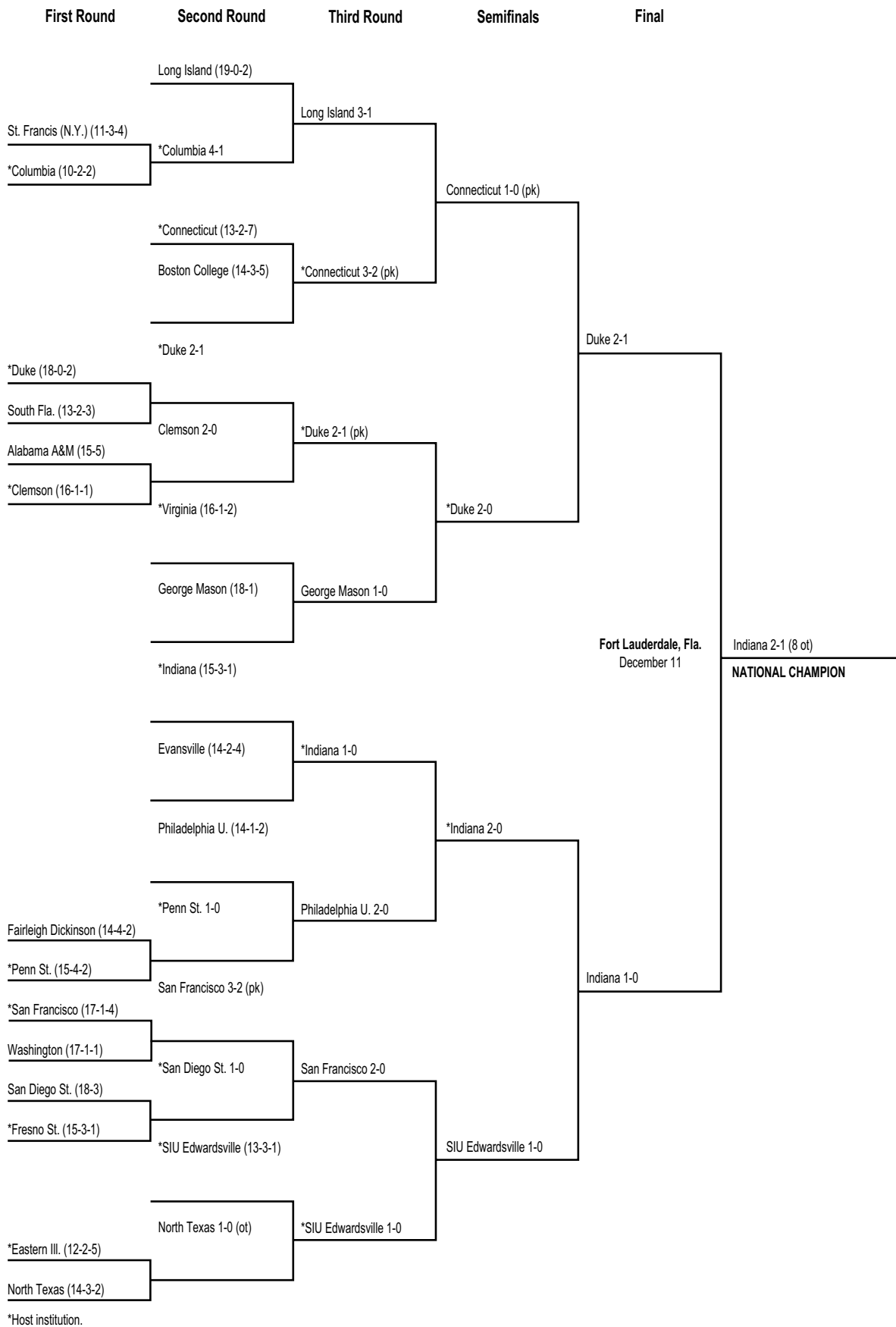
1981 Division I Men's Championship Bracket




*Host institution.

#San Diego St.'s and Eastern Ill.'s participation in the 1981 tournament was vacated.

1982 Division I Men's Championship Bracket




1983 Division I Men's Championship Bracket



*Host institution.


1984 Division I Men's Championship Bracket



*Host institution.

Seattle
December 16
NATIONAL CHAMPION

1985 Division I Men's Championship Bracket

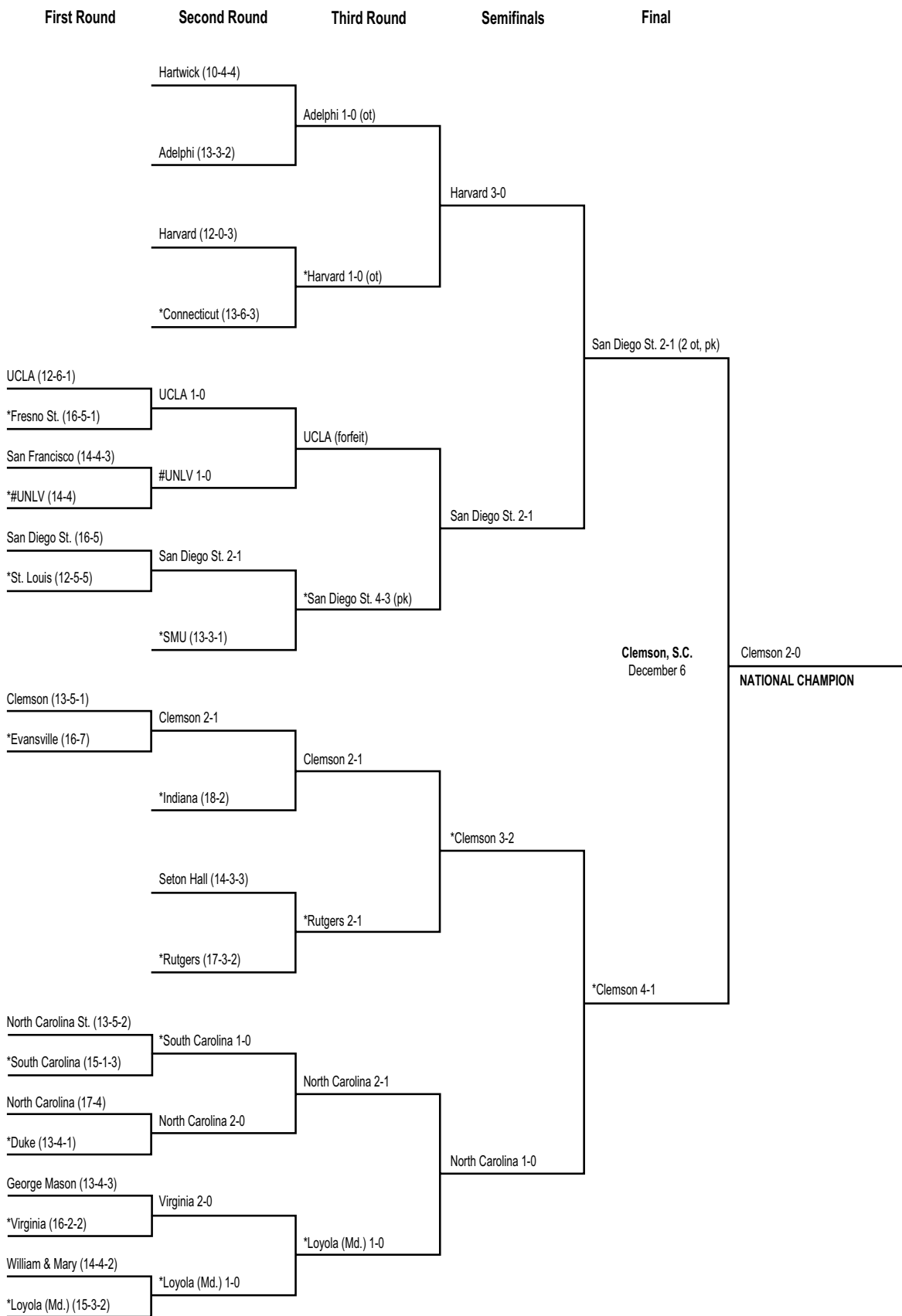


*Host institution.

1986 Division I Men's Championship Bracket



1987 Division I Men's Championship Bracket




*Host institution.
 #UNLV's participation in the 1987 tournament was vacated.

1988 Division I Men's Championship Bracket



*Host institution.

1989 Division I Men's Championship Bracket




*Host institution.

1990 Division I Men's Championship Bracket




1991 Division I Men's Championship Bracket



*Host institution.


1992 Division I Men's Championship Bracket



1993 Division I Men's Championship Bracket



1994 Division I Men's Championship Bracket



1995 Division I Men's Championship Bracket




1996 Division I Men's Championship Bracket




*Host institution.

1997 Division I Men's Championship Bracket



1998 Division I Men's Championship Bracket



1999 Division I Men's Championship Bracket




*Host institution.

2000 Division I Men's Championship Bracket



- Seeds**
1. North Carolina
 2. Clemson
 3. Stanford
 4. San Diego
 5. Virginia
 6. SMU
 7. South Carolina
 8. San Jose St.

2001 Division I Men's Championship Bracket




*Host institution.

Seeds

1. SMU
2. Virginia
3. Stanford
4. Indiana
5. Clemson
6. St. Louis
7. North Carolina
8. St. John's (N.Y.)

2002 Division I Men's Championship Bracket




*Host institution.


Seeds:

1. Wake Forest
2. Maryland
3. UCLA
4. St. John's (N.Y.)
5. Boston College
6. Virginia
7. Connecticut
8. VCU

2003 Division I Men's Championship Bracket




2004 Division I Men's Championship Bracket



* Host institution.

2005 Division I Men's Championship Bracket



* Host institution.

- Seeds:**
- Maryland
 - New Mexico
 - Indiana
 - North Carolina
 - UCLA
 - Duke
 - California
 - Connecticut
 - Akron
 - Old Dominion
 - Penn St.
 - Virginia Tech
 - Virginia
 - North Carolina St.
 - Cal St. Northridge
 - Dartmouth

Maryland 1-0
NATIONAL CHAMPION



NCAA Division I Men's SOCCER CHAMPIONSHIP

First Round November 10 or 11
 Second Round November 15
 Third Round November 18 or 19
 Quarterfinals November 24, 25 or 26
 Semifinals December 1
 Final December 3
 Semifinals December 7
 Quarterfinals November 24, 25 or 26
 Third Round November 18 or 19
 Second Round November 15
 First Round November 10 or 11

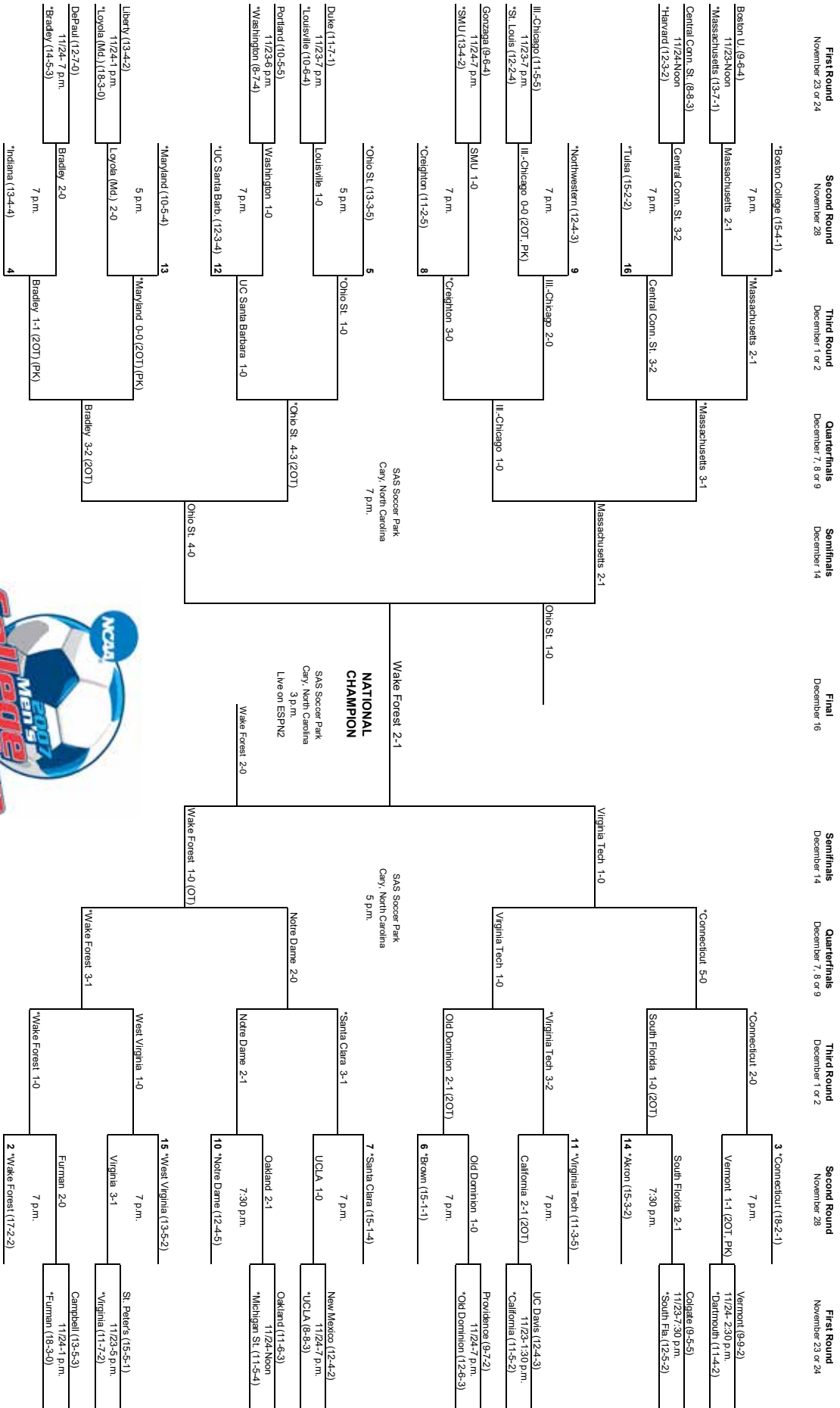


* Host Institution
All times local





NCAA Division I Men's SOCCER CHAMPIONSHIP



SAS Soccer Park
Cary, North Carolina
7 p.m.

Wake Forest 2-1
SAS Soccer Park
Cary, North Carolina
3 p.m.
Live on ESPN2

SAS Soccer Park
Cary, North Carolina
5 p.m.

* - Host Institution
All times local



2008 NCAA Division I Men's SOCCER CHAMPIONSHIP

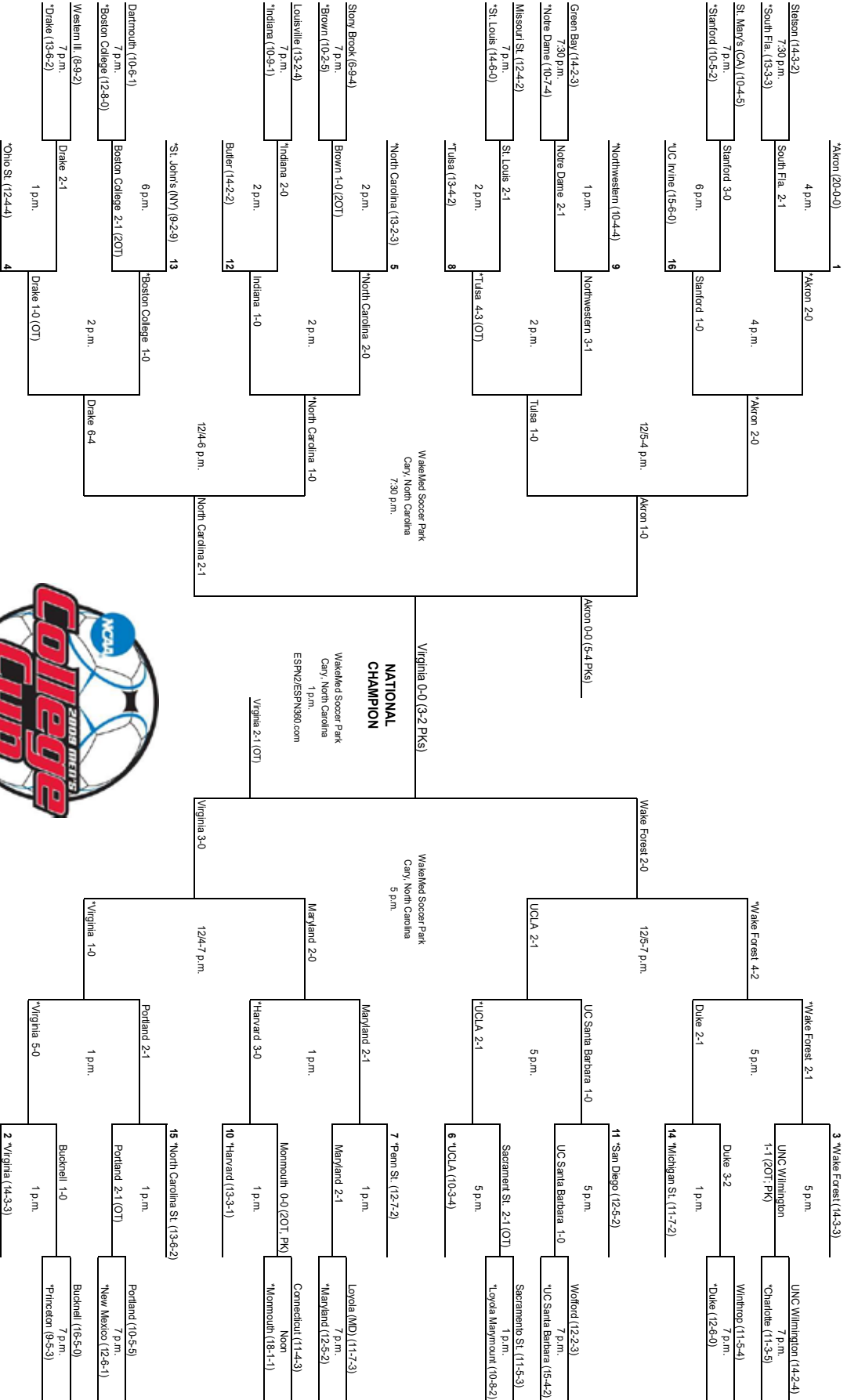


* Host institution
All times local
Semifinals played on ESPN or ESPN2



2009 NCAA Division I Men's Soccer Championship

First Round November 19 **Second Round** November 22 **Third Round** November 29 **Quarterfinals** December 4, 5 or 6 **Semifinals** December 11 **Final** December 13 **Semifinals** December 11 **Quarterfinals** December 4, 5 or 6 **Third Round** November 29 **Second Round** November 22 **First Round** November 19

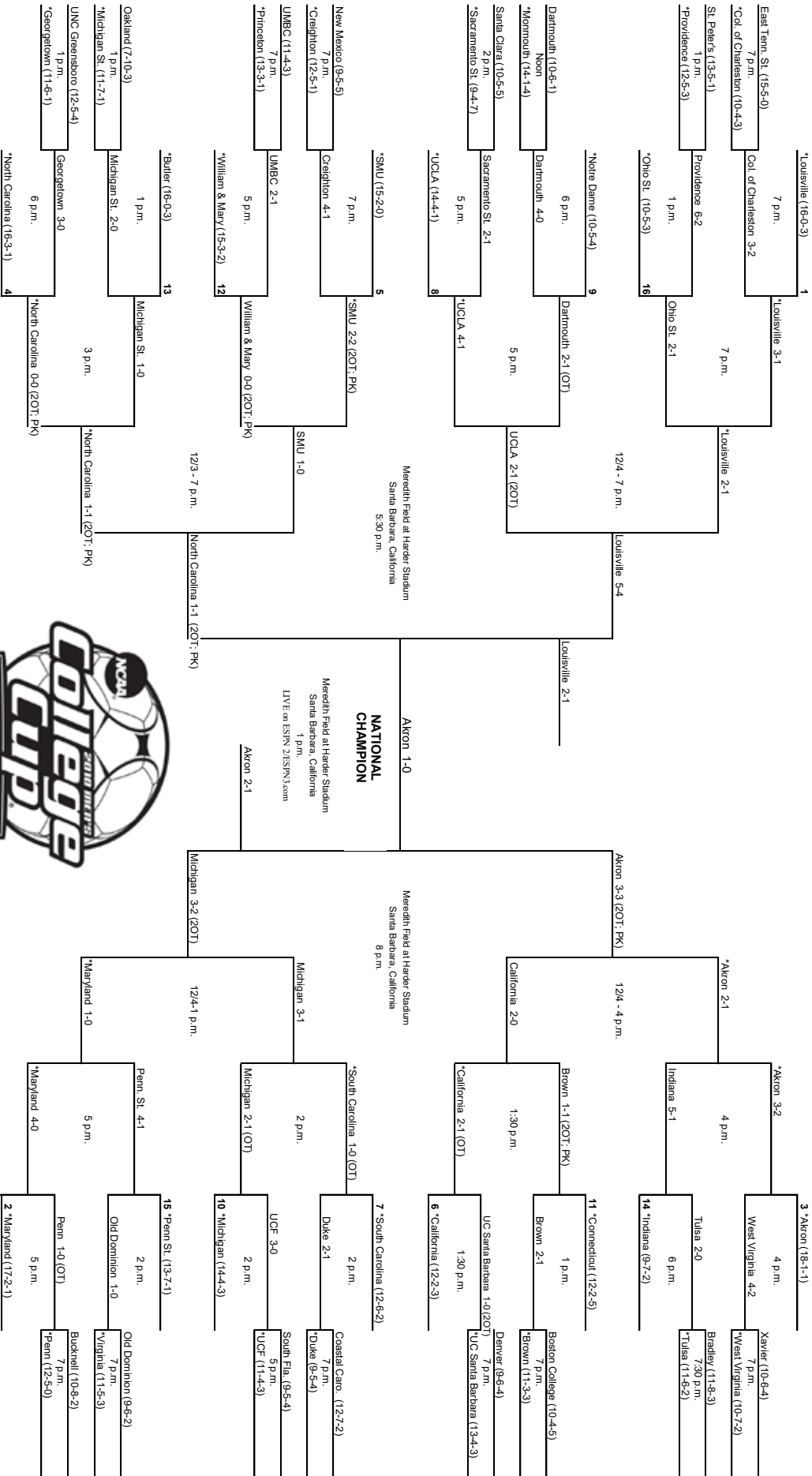


* Host Institution
 All times local
 Semifinal No. 2 airs live on ESPN2/ESPN3.com
 Semifinal No. 2 airs live on ESPN1, tape delay ESPN2 Dec. 12 at 11 a.m. ET



2010 NCAA Division I Men's SOCCER CHAMPIONSHIP

First Round	Second Round	Third Round	Quarterfinals	Semifinals	Final	Semifinals	Quarterfinals	Third Round	Second Round	First Round
November 18	November 21	November 28	December 3, 4 & 5	December 10	December 12	December 10	December 3, 4 & 5	November 28	November 21	November 18





2011 NCAA Division I Men's SOCCER CHAMPIONSHIP



* Host institution
All times local

NCAA 2012 NCAA Division I Men's SOCCER CHAMPIONSHIP



* Host Institution
 All times are Eastern times.



2013 NCAA Division I Men's SOCCER CHAMPIONSHIP



* Host Institution
All times are Eastern times.



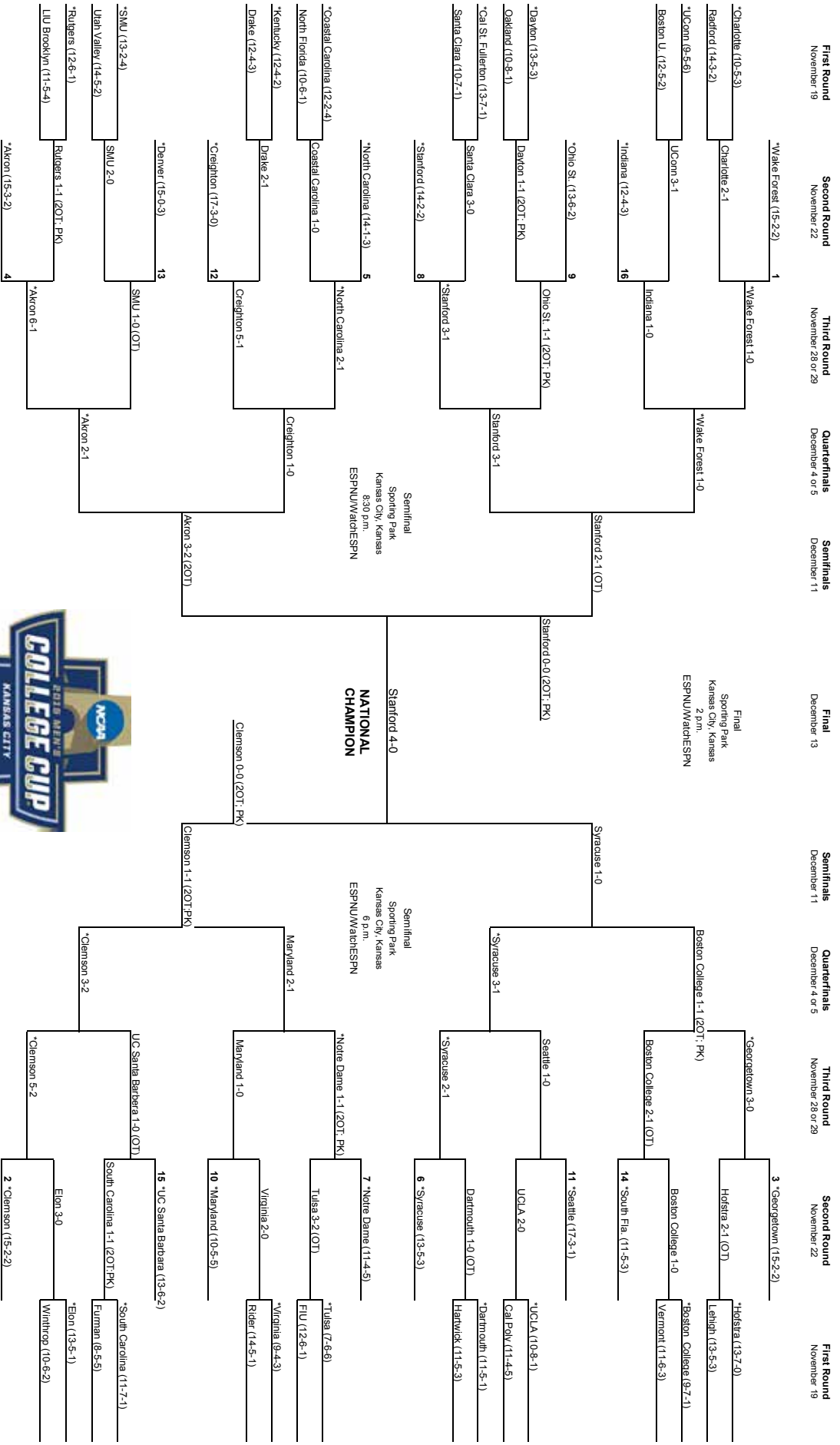
2014 NCAA Division I Men's Soccer Championship



* Host institution
 All times are Eastern time.
 Information subject to change.
 Second semifinal game will begin 30 minutes after the conclusion of the first game.
 © 2014 National Collegiate Athletic Association. No commercial use without the NCAA's written permission.
 The NCAA opposes all forms of sports wagering.




2015 NCAA Division I Men's SOCCER CHAMPIONSHIP



*Host institution for preliminary round games.
 All games times are Eastern standard time.
 Order of semifinal games will be determined after quarterfinal round games are completed.
 Second semifinal game will begin play 45 minutes after the conclusion of the first game.

© 2015 National Collegiate Athletic Association. No commercial use without the NCAA's written permission.
 The NCAA opposes all forms of sports wagering.

2016 NCAA Division I Men's SOCCER CHAMPIONSHIP



*Host institution for preliminary round games.
 All games times are Eastern standard time.
 Order of semifinal games will be determined after quarterfinal round games are completed.
 Second semifinal game will begin play 45 minutes after the conclusion of the first game.

© 2016 National Collegiate Athletic Association. No commercial use without the NCAA's written permission.
 The NCAA opposes all forms of sports wagering.



2017 NCAA Division I Men's Soccer Championship

First Round November 16	Second Round November 19	Third Round November 25 or 26	Quarterfinals December 1 or 2	Semifinals December 8	Final December 10	Semifinals December 8	Quarterfinals December 1 or 2	Third Round November 25 or 26	Second Round November 19	First Round November 16
-----------------------------------	------------------------------------	-----------------------------------------	-----------------------------------------	---------------------------------	-----------------------------	---------------------------------	-----------------------------------------	-----------------------------------------	------------------------------------	-----------------------------------



situation for preliminary round games.
es times are Eastern standard time.
Semifinal games will be determined after quarterfinal round games are completed.
Semifinal game will begin play 45 minutes after the conclusion of the first game.

© 2017 National Collegiate Athletic Association. No commercial use without the NCAA's written permission.
The NCAA opposes all forms of sports wagering.