









# ACTIVITY KIT



SUMMER



A WORLD OF IDEAS:  
SEE ALL THERE IS TO KNOW

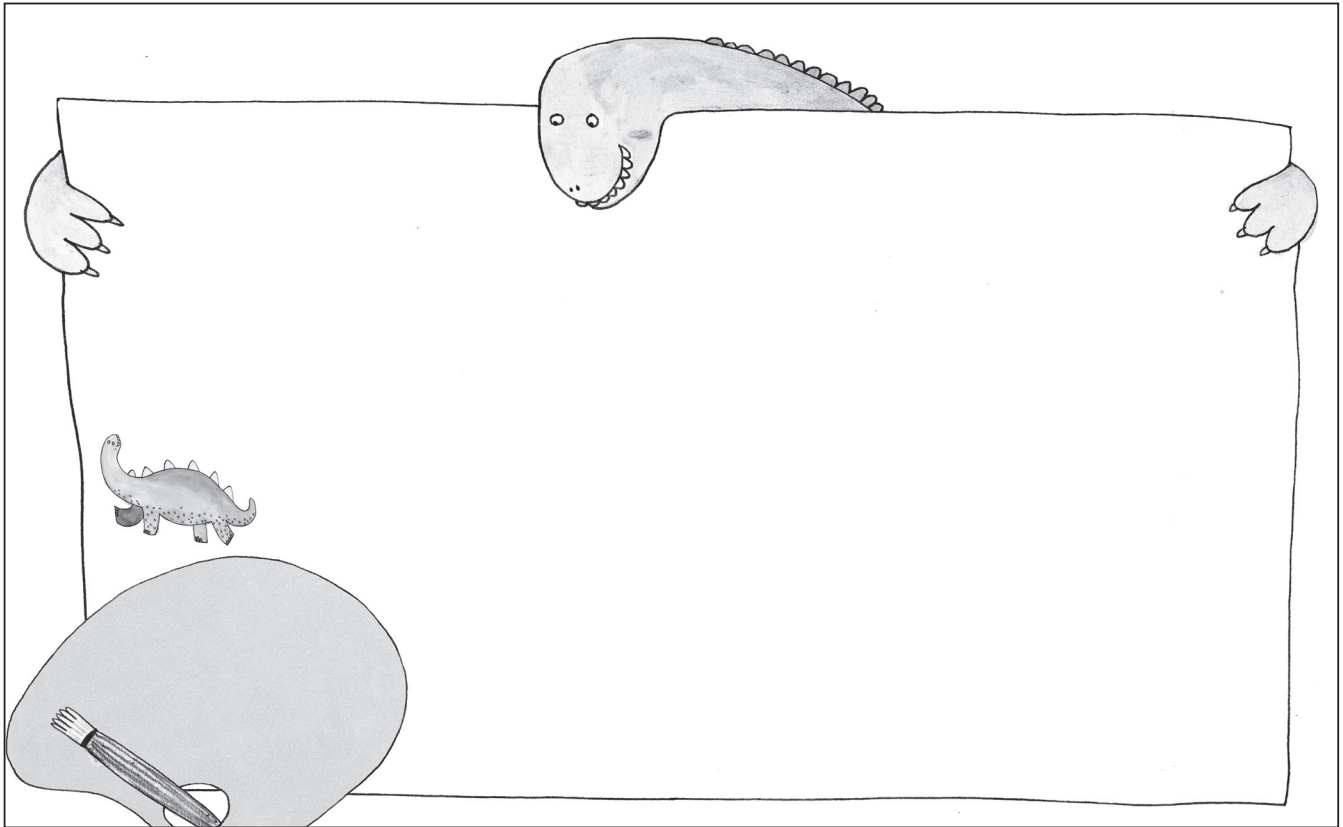


US.DK.COM



# DRAW A DINOSAUR!

Use your artistic skills to sketch and color in your favorite dinosaur. Then write a story about your dino in the space below!



---

---


---

---

---

---

---





# SCIENCE WHIZ

Test your science knowledge on the trivia questions below. Then write the boxed letters in order at the bottom of the page to answer the riddle.

1. All matter is made up of these tiny particles that are made up of protons, neutrons, and electrons.

\_ \_ \_ \_ \_

2. This element is a gas that is used to make balloons float in the air.

\_ \_ \_ \_ \_

3. This ocean-dweller has eight tentacles to help him move around in the water.

\_ \_ \_ \_ \_

4. This is made up of two opposite poles that stick together. It is also used to hang things on refrigerators!

\_ \_ \_ \_ \_

5. Triceratops and T. Rexs are just two types of this animal, which died out over 66 million years ago.

\_ \_ \_ \_ \_

6. Benjamin Franklin discovered this when he was struck by lightning while flying a kite. It powers our lights, computers, and many other things!

\_ \_ \_ \_ \_

7. The Sahara located in Africa is the biggest of this dry ecosystem, which is home to elephants, camels, and lions.

\_ \_ \_ \_ \_

8. This plant usually blooms in the spring and is made up of colorful petals. They also smell nice!

\_ \_ \_ \_ \_

9. Alligators and snakes are this type of animal which are known for their scaly skin and laying eggs on land.

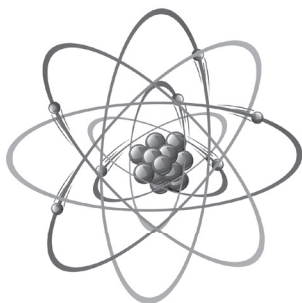
\_ \_ \_ \_ \_

10. If you rub your head with a balloon this is what causes your hair to stand up or what causes you to get shocked when touching certain metals.

\_ \_ \_ \_ \_

11. When you jump in the air, this force pulls you back to the ground.

\_ \_ \_ \_ \_



Riddle:  
What did the rain cloud wear under his rain coat?

DK Pocket Genius

## SCIENCE



FACTS AT YOUR FINGERTIPS



# HANDMADE CARDS


The next time you want to wish someone a happy birthday, instead of buying them a card, make one. You can design the card to look exactly how you like, and, because you made it, it will be extra special!

## You will need


- Colored paper
- Scissors
- Glue



1. Draw a line in pencil on a square piece of paper 1in from the top. Cut strips every 1in along the bottom, toward the line.




2. Cut 1in wide strips from a different color of paper. Thread them over and under the strips, making a weave.




3. Continue weaving until you have a checkerboard pattern. Glue the flaps at the edge to secure them.




4. Fold a larger piece of paper in half twice and then unfold it so it looks like this. Cut out a shape in the bottom right-hand corner.




5. Glue your checkerboard pattern to the back side of the solid colored paper so that it shows through the cut-out shape.



6. Fold the paper again to make a square. Now all you need to do is write your message inside.



Completed Card!







# FIND THE SNAKES


Look out! Snakes and other reptiles are hiding nearby.  
See if you can locate the serpentine animals  
in the word jumble below.

F	A	R	N	Q	Y	Y	Z	C	J	Z	T	Q	M	H	Z	R	O	L	R
D	K	E	H	X	P	Y	T	H	O	N	S	P	P	N	J	Y	K	G	Z
L	H	P	O	E	Y	V	I	V	U	M	Y	S	O	Y	O	U	N	D	X
S	P	I	X	L	G	U	G	O	X	S	K	K	P	Y	F	Q	C	S	A
R	G	V	G	I	G	F	I	C	X	V	J	J	D	B	H	O	Z	C	R
Y	P	T	P	E	K	A	N	S	E	L	T	T	A	R	G	T	F	D	B
O	U	I	C	T	R	R	G	N	A	L	S	M	O	O	B	M	Y	T	O
X	F	P	E	M	G	V	S	H	C	V	I	S	C	D	B	S	R	G	C
Q	F	B	O	A	C	O	N	S	T	R	I	C	T	O	R	I	V	O	R
F	A	E	Z	L	G	M	V	Y	S	V	O	X	P	Z	A	D	I	V	M
S	D	W	L	Y	J	U	N	G	J	L	P	C	G	X	M	E	C	C	O
J	D	A	N	O	G	A	R	D	O	D	O	M	O	K	I	W	X	X	N
P	E	N	B	D	K	M	F	L	D	O	G	A	P	C	P	I	M	S	E
Z	R	A	K	V	X	S	Y	H	D	X	L	U	Q	C	C	N	D	L	V
M	B	C	B	L	Y	J	L	U	A	J	Y	D	S	U	G	D	U	V	V
Y	X	O	E	Z	Z	L	U	B	O	M	S	P	Z	K	X	E	U	V	H
V	U	N	B	M	Y	M	M	U	V	C	P	Z	E	Z	W	R	F	J	T
S	N	D	H	K	X	A	I	X	K	P	H	F	I	F	M	R	K	V	W
X	G	A	K	J	D	M	G	P	X	X	N	O	E	L	E	M	A	H	C
V	B	A	P	I	R	W	W	R	G	N	A	K	S	X	J	O	Q	V	E

Puff Adder  
Chameleon  
Python  
Boa Constrictor

Sidewinder  
Boomslang  
Pit Viper  
Rattlesnake

Cobra  
Anaconda  
Komodo Dragon  
Venom





# INSECT INVESTIGATION

What crazy critters can you find in your own backyard?  
Look for different bugs when you're outside, and write  
down what you see. Soon you'll have your own  
booklet of bug sightings!

Card categories:

Name:

Size:

Color:

Other Features:

Card categories:

Name:

Size:

Color:

Other Features:

Card categories:

Name:

Size:

Color:

Other Features:

Card categories:

Name:

Size:

Color:

Other Features:



Card categories:

Name:

Size:

Color:

Other Features:





# JOURNEY AROUND THE WORLD

Draw a line from the famous landmarks at the bottom to where they are located across the globe.



Machu Picchu




Big Ben




Pyramids



Eiffel Tower



The Great Wall




Statue of Liberty



St. Basil's Cathedral



Taj Mahal








# FINGERPRINT DOODLE


If your day trip plans change because of the weather you can always transport yourself somewhere else. All you need is paper, ink, a pen, and ten fingers. Next stop: the beach!

## You will need

- Inkpad or paints
- Paper or notebook
- Pens and pencils
- Decorations



1. Press your finger onto the inkpad or dip it into paint. Roll your finger onto the paper. Use different fingers for different-sized prints.



2. Wait until the ink has dried and draw on details (arms, legs, and eyes) to transform the prints into characters. Add speech bubbles, too.







# LABEL YOUR PLANTS

Summer is the perfect time to grow your own plants! Add some color and personalize them by making one or more of these different markers and labels for your pot!

## Tall Labels

Labels on sticks will stand out in a pot. They are ideal markers for plants that will grow tall and bushy, such as herbs. Waterproof labels can be made using pizza bases, which are also easy to cut and paint.

### You will need:

Skewers

Reuse an old plastic bottle




1. Carefully cut off the bottom of your bottle.

2. Cut a small circle out of your pizza base.

3. Push the skewer inside the circle and glue to the bottle base.



## Butterfly



1. Draw a butterfly on a pizza base. Cut it out.

2. Push your stick inside the butterfly. Now it's ready to paint.




## Stone markers



Mark the pots that you have used with colorful stones. What eye-catching designs will you paint?

Why not paint a stone in one color and then choose another color for a flower, or paint the first letter of your name?





# ANSWER KEY

## PAGE 4: SCIENCE WHIZ

- |                |                            |
|----------------|----------------------------|
| 1. ATOMS       | 7. DESERT                  |
| 2. HELIUM      | 8. FLOWER                  |
| 3. OCTOPUS     | 9. REPTILE                 |
| 4. MAGNET      | 10. STATIC                 |
| 5. DINOSAUR    | 11. GRAVITY                |
| 6. ELECTRICITY | <b>Riddle:</b> Thunderwear |

## PAGE 5: FIND THE SNAKES

F	A	R	N	Q	Y	Y	Z	C	J	Z	T	Q	M	H	Z	R	O	L	R
D	K	E	H	X	P	Y	T	H	O	N	S	P	P	N	J	Y	K	G	Z
L	H	P	O	E	Y	V	I	V	U	M	Y	S	O	Y	O	U	N	D	X
S	P	I	X	L	G	U	G	O	X	S	K	K	P	Y	F	Q	C	S	A
R	G	V	G	I	G	F	I	C	X	V	J	J	D	B	H	O	Z	C	R
Y	P	T	P	E	K	A	N	S	E	L	T	T	A	R	G	T	F	D	B
O	U	I	C	T	R	R	G	N	A	L	S	M	O	O	B	M	Y	T	O
X	F	P	E	M	G	V	S	H	C	V	I	S	C	D	B	S	R	G	C
Q	F	B	O	A	C	O	N	S	T	R	I	C	T	O	R	I	V	O	R
F	A	E	Z	L	G	M	V	Y	S	V	O	X	P	Z	A	D	I	V	M
S	D	W	L	Y	J	U	N	G	J	L	P	C	G	X	M	E	C	C	O
J	D	A	N	O	G	A	R	D	O	D	O	M	O	K	I	W	X	X	N
P	E	N	B	D	K	M	F	L	D	O	G	A	P	C	P	I	M	S	E
Z	R	A	K	V	X	S	Y	H	D	X	L	U	Q	C	C	N	D	L	V
M	B	C	B	L	Y	J	L	U	A	J	Y	D	S	U	G	D	U	V	V
Y	X	O	E	Z	Z	L	U	B	O	M	S	P	Z	K	X	E	U	V	H
V	U	N	B	M	Y	M	M	U	V	C	P	Z	E	Z	W	R	F	J	T
S	N	D	H	K	X	A	I	X	K	P	H	F	I	F	M	R	K	V	W
X	G	A	K	J	D	M	G	P	X	X	N	O	E	L	E	M	A	H	C
V	B	A	P	I	R	W	W	R	G	N	A	K	S	X	J	O	Q	V	E

