

Do you want to become a Juried Artist?

- What Is a Juried Artist?
- Why Should I Become One?
- How Do I Go About Applying?

Dorothy Raymond, SAQA Juried Artist Member Coordinator

December 2020

What is a Juried Artist?

A Juried Artist Member (JAM) of SAQA is an artist who has successfully presented a portfolio to the Juried Artist Review Panel. Showing a professional approach to art, the portfolio presents a body of work that represents a singular point of view or signature collection. This portfolio is submitted through an online application process.

The artist's resume demonstrates a record of juried exhibitions beyond the local. Documentation and images are of high quality, as expected by gallery and museum personnel, as well as collectors and publishers.

JAM or Juried Artist?

- ▶ SAQA official nomenclature now Juried Artist
- ▶ Yes it's long BUT
- ▶ Has meaning outside of SAQA
- ▶ As SAQA wants the art quilt to be universally accepted as a fine art medium, how we see ourselves is important
- ▶ Reinforces the concept that we are Artists, and that we've gone through a vetting process

What Does it Mean to be a Juried Artist?

The SAQA Board of Directors said it best:

“Juried Artist Members are an important part of SAQA’s mission, vision, and community.”

“You had the courage and belief in your work to submit it for peer evaluation, which is valuable to SAQA in providing models of professionalism. You take an active role in promoting the art quilt through your professional and creative endeavors in a wide variety of ways. Your individual successes benefit the wider organization by exposing broad audiences to the art quilt. SAQA seeks to develop universal respect for the art quilt as a fine art medium, and Juried Artist Members provide resources that complement this effort including exceptional visual design, professional images, skillful statements, and adept communication skills. Your input in our exhibitions, publications, online galleries, and events is a great benefit to SAQA.”

“SAQA’s members encompass a wide variety of skills and experiences. As a community, we are grateful that Juried Artist Members are excellent leaders and mentors. Your willingness to share experiences and expertise on a wide variety of subjects benefits SAQA as a whole. We believe the synergy that develops around members creating excellent artwork, and sharing ideas and inspiration is an essential part of the continued growth of the organization and individual members. We’re thankful for many examples of positive influence you provide.”

What are the benefits?

- ▶ Increased exposure for Juried Artist members' art:
 - ▶ Full page image in Art Quilt Quarterly (\$800 value)
 - ▶ On-line Gallery inclusion on SAQA website
 - ▶ Art from Juried Artists is used SAQA emails
 - ▶ Inclusion in annual book, Exploring Art Quilts
- ▶ Artist Profile page on SAQA website, that can link to your webpage, your teaching gigs, even your Etsy page
- ▶ Special logo badge and other recognition
- ▶ But, you have to pay \$65/year higher dues

Why Should I Apply? (Motivation)

- ▶ Opportunity to increase the perceived quality and value of my work (30%)
- ▶ Peer-reviewed approval of my work (25%)
- ▶ The discipline of preparing a professional portfolio will help me develop as an artist (21%)
- ▶ Ability to network with other Juried Artists (20%)

Data just released from recent SAQA Global survey

Yes I meet the criteria! Where do I start?

- ▶ The Guidelines have very specific requirements.
- ▶ No matter how many shows you've gotten into, or books you've written, or art quilts you've sold, if you don't follow the guidelines, you won't be accepted.
- ▶ Read the Guidelines, then FOLLOW them.
- ▶ The application is on Formstack.
- ▶ Read the Guidelines, then FOLLOW them.
- ▶ There is no charge to apply.
- ▶ Read the Guidelines, then FOLLOW them.

MAYBE I want to become a Juried Artist...

- ▶ Read the Guidelines on the SAQA website
 - ▶ <https://www.saqa.com/juried-artist-guidelines>
- ▶ Do you meet the criteria?
 - ▶ Not yet, not sure, need to think about it
- ▶ Mentoring specific to the Juried Artist Guidelines is offered to SAQA members (Guidelines tell you where to start)

Two mentoring options offered by SAQA

- ▶ The primary Mentorship Program is a “partnership in professional development.”
 - ▶ You identify your goals, and a mentor will provide guidance.
 - ▶ If you want to develop as an artist, start with the primary mentoring program.
- ▶ Juried Artist mentoring focuses on whether you meet the Guidelines.
 - ▶ Have you presented a cohesive body of work?
 - ▶ Do your artist statement and resume conform to the guidelines?

Is mentoring required?

- ▶ Focus of Juried Artist mentoring is to help you evaluate your body of work
 - ▶ Do you have seven pieces representing a consistent artistic vision?
 - ▶ Are your images of professional quality?
 - ▶ In focus
 - ▶ Evenly lit
 - ▶ No distortion
 - ▶ Edges visible on plain background
 - ▶ No pins!
- ▶ Mentoring is not a requirement and it is not a guarantee of success
- ▶ Some applicants apply for mentoring AFTER they've been turned down the first time

“a body of work that represents a singular point of view or signature collection”

- ▶ Cohesive set of work
- ▶ Looks like the pieces are made by the same person
- ▶ Would hang together well in a gallery
- ▶ Meets SAQA’s definition of an art quilt (two new Juried Artists work with wood, not fabric)
- ▶ Should show understanding of principles of design and composition
- ▶ Not a retrospective
- ▶ Not a sampler
- ▶ Not a lifetime commitment to make only art that’s consistent
- ▶ Not a showcase of your quilting or surface design techniques

If you think it might be in your future...

- ▶ Start keeping a record of your exhibitions.
 - ▶ “the title of the exhibition, the name(s) of the juror(s) and/or curator(s), the name of the venue, city, state, country, and date.”
- ▶ Keep entering a lot of shows...national and international art quilt shows. And enter Fine Art exhibits, too.
- ▶ Keep track of who purchases your art.

What happens if my application isn't accepted?

- ▶ You get feedback from SAQA telling you the specific areas where your application needs more work and encouraging you to re-apply.
- ▶ Many Juried Artists were not accepted the first time they applied.
- ▶ You can receive mentoring for your second (or third) application even if you weren't mentored for your first application.

Other tips

- ▶ Article in the SAQA Journal, 2020, No. 1, pp 38-39
- ▶ High quality images with edges showing
- ▶ Cohesive body of work—not a sampler and not a lifetime commitment
- ▶ Resume is not your CAREER resume—you need to include what the Guidelines call for, in the order listed.
- ▶ Your Artist’s Statement should connect to your work. Short and succinct is good. Generalities (“I like to play with color,” “I’m inspired by nature”) are not.
- ▶ Exhibition record beyond the local
- ▶ If you have a website, make sure it looks professional!

Questions to ask yourself (after you've read the Guidelines)


- ▶ Are you ready to start the process?
- ▶ If not, what do you need to do?
- ▶ When might you be ready to start/submit your Juried Artist application?


- ▶ We want you to succeed!
- ▶ We're here to help!
- ▶ jams@saqa.com



Dorothy Raymond,
Juried Artist
Portfolio




Work dates from
2013 to 2017





Donna Deaver, Juried Artist portfolio
Artwork dates from 2014 to 2019





Linda Syverson Guild, Juried Artist portfolio
Work dates from 2008 to 2019

