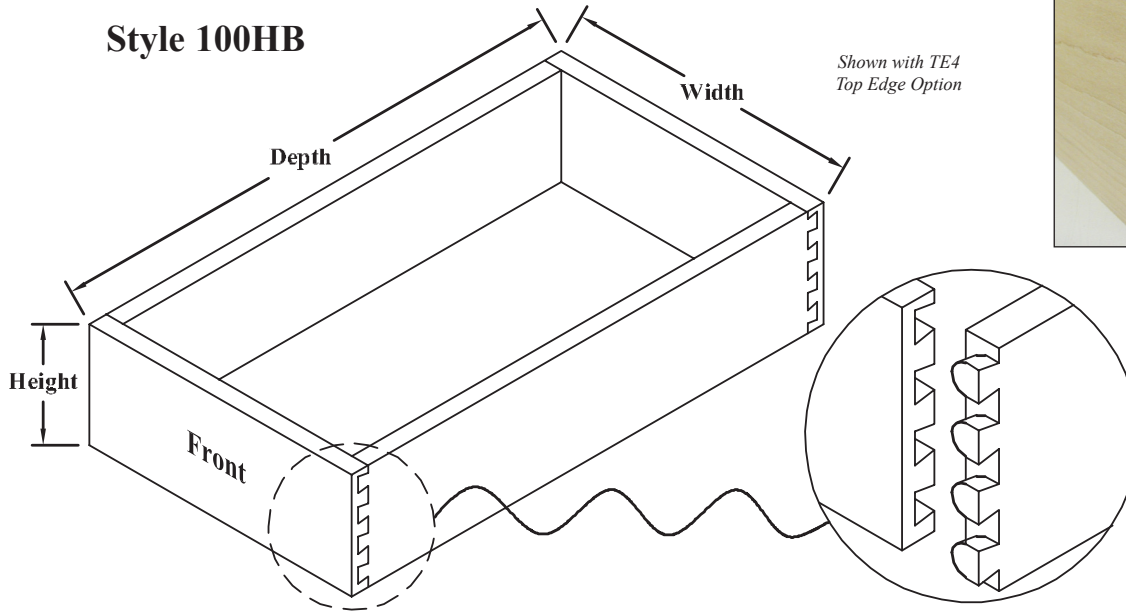


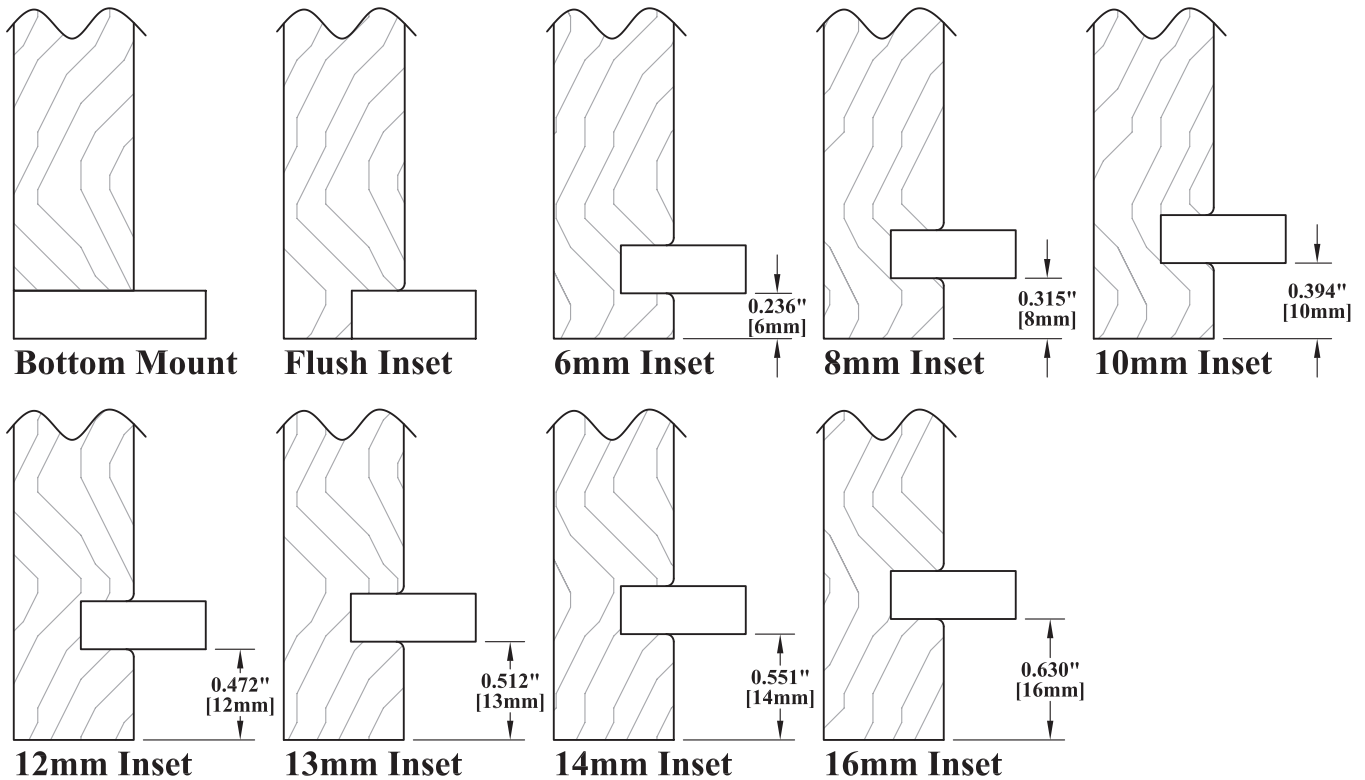
# Drawer Box Options

# Drawer Box Styles - 100HB (Half Blind Dovetail)

## Style 100HB - Half Blind Dovetail Drawer Boxes (Solid Wood & Baltic Birch)



## Style 100HB - Half Blind Dovetail Drawer Boxes - Bottom Panel Inset Options



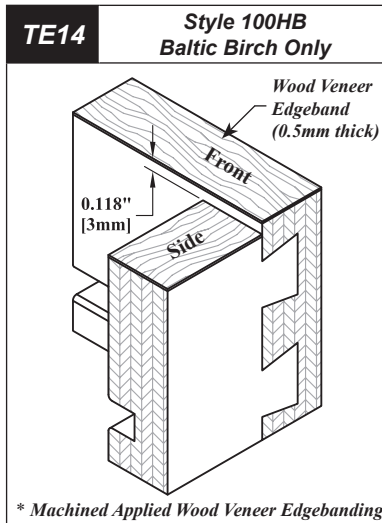
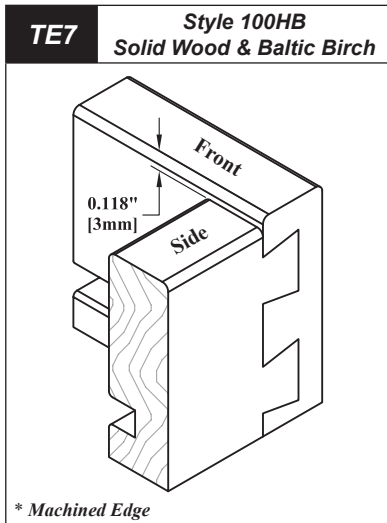
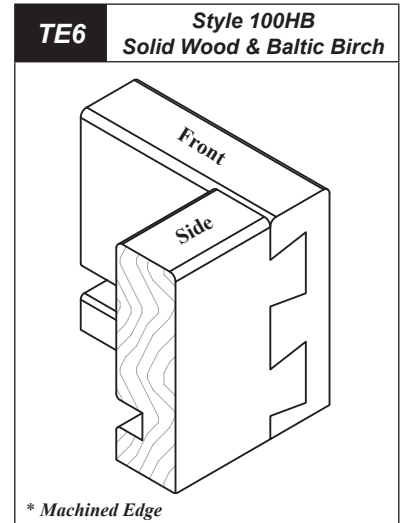
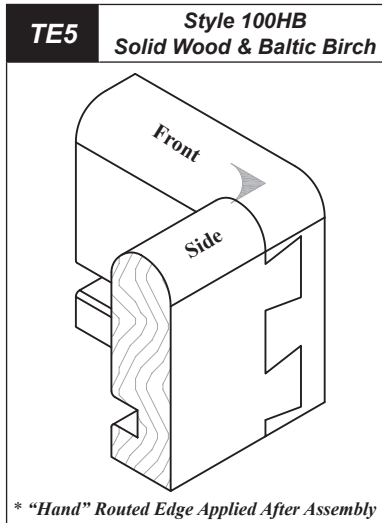
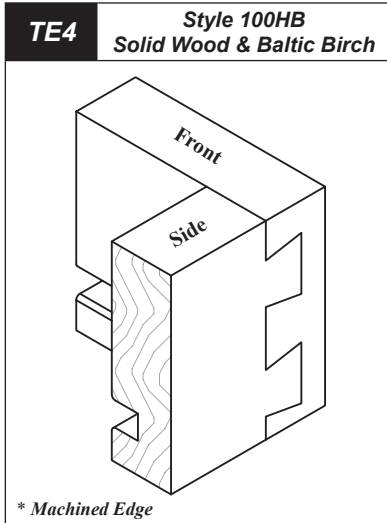
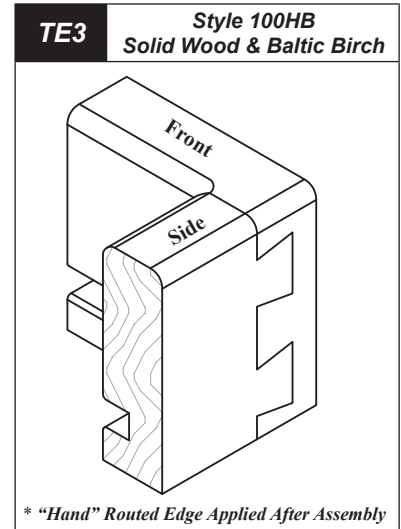
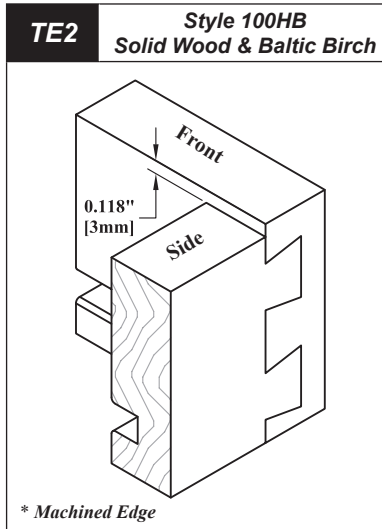
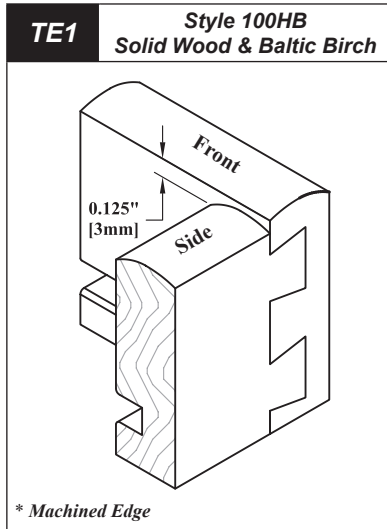
For PRICING Contact Support at 832-392-8646 Mon-Fri 8am-5pm (CST)

20906 Park Bridge Dr. Katy, TX 77450

H.1.2

V15.3

*Style 100HB - Half Blind Dovetail Drawer Boxes - Top Edge Options*



**H**

# Drawer Box Options

# Drawer Box Styles - 100HB (Half Blind Dovetail)

## Ordering & Pricing Notes: Style 100HB - Half Blind Dovetail Drawer Boxes

### Ordering Guidelines

1	Order Forms	Please use <b>Drawer Box Order Form (E•Z Form #4)</b> .
		Some drawer box options will require the use of the “ <b>Advanced Version</b> ” of the form.
<b>Pricing</b>		
1	Sidewall Material	Please see <b>Section H.1</b> of the <b>Wholesale Pricing Catalog</b> for pricing Front/Back/Sidewall material and Top Edge options.
2	Bottom Panel Material	Please contact support and refer to H.5 for pricing on Bottom Panel material.

## Technical Notes: Style 100HB - Half Blind Dovetail Drawer Boxes

### Drawer Box Options (Chapter H)

H 1	Available Drawer Box Options	Available with all notching options. See <b>Section H.6</b> for more information.
		Available with all bottom panel inset options. See <b>Section H.5</b> .
		Scoop Front <b>SC100</b> (not available with edgebanding). See <b>Section H.7</b> .
		Bread Box Sliding Top <b>BBST100</b> (solid wood only). See <b>Section H.7</b> .
		“Ears”. See <b>Section H.8</b> .
		Hanging File Slot <b>HFS100</b> (solid wood only). See <b>Section H.9</b> .
		Accented Top Edge (solid wood only). See <b>Section H.10</b> .
		Laser Engraving (solid wood only). See <b>Section H.11</b> .
		Shaped Side Patterns <b>DBSP100</b> through <b>DBSP500</b> (not available with edgebanding). See <b>Section H.13</b> .
		Notched Patterns <b>DBP101</b> through <b>DBP104</b> . See <b>Section H.14</b> .
Curved Fronts <b>DBP201</b> through <b>DBP204</b> (solid wood only). See <b>Section H.15</b> .		
Drawer Box Blocking for Release Clips <b>DBB100</b> . See <b>Section H.7</b> .		

### Finish Options (Chapter R)

1	Natural / Clear Coat	A water base “Natural / Clear Coat ( <i>no stain</i> ) Finish” is available on assembled wood drawer boxes only. Not available with Ready To Assemble (RTA) drawer boxes.
		CabinetsofKaty has used Water Base finish on drawer boxes since 2009.
		Water Base finish is Urea Formaldehyde Free.
2	Primed Only for Paint	No finish is applied to the underside of drawer box. Underside can be finished upon request. Additional charges will apply.
		A “Primed Only for Paint” finish is available on assembled solid wood dovetail drawer boxes only (not available with melamine drawer bottom).
		No gaps will be filled on the bottom panel or on inside corners.
		No finish applied to the underside of the drawer box.
		Only available in wood species noted in the SolidTone® finish price grids in <b>Section R.2</b> .
3	Finishing - SolidTone®	All SolidTone® colors are available for primed only drawer boxes.
		Drawer boxes with a “Primed Only for Paint” finish can only be packaged utilizing <b>PM16</b> or <b>PM17</b> . Please see <b>Section A.3</b> for more information on Packaging Methods.
		A SolidTone® finish is available on assembled solid wood dovetail drawer boxes only (not available with melamine drawer bottom).
		No gaps will be filled on the bottom panel or on inside corners.
		No finish applied to the underside of the drawer box.
		Only available in wood species noted in the SolidTone® finish price grids in <b>Section R.2</b> .
All SolidTone® colors are available.		
Available with Dry Wiped or Solvent Wiped glaze. Not available with flow pen.		
Drawer boxes with a SolidTone® finish can only be packaged utilizing <b>PM16</b> or <b>PM17</b> . Please see <b>Section A.3</b> for more information on Packaging Methods.		

Notes continued on next page...



For PRICING Contact Support at 832-392-8646 Mon-Fri 8am-5pm (CST)

20906 Park Bridge Dr. Katy, TX 77450

**Technical Notes: Style 100HB - Half Blind Dovetail Drawer Boxes...continued**

**Hardware Options (Chapter I)**

<b>1</b>	<b>Drawer Slide Release Clips</b>	All assembled drawer box styles are available with undermount drawer slide release clips / locking devices installed. Please contact support for <b>Product Specifications</b> and refer to Chapter I.
----------	-----------------------------------	--

**Material Options**

<b>1</b>	<b>Material</b>	Half blind dovetail drawer boxes are available in solid wood and Baltic Birch plywood.
<b>2</b>	<b>Budget / Value Grade</b>	WalzCraft has established the grade “ <b>BG</b> ” to indicate a “ <b>Budget / Value Grade</b> ” of material. Budget grade materials include mineral, sap, small glue-ups, and other characteristics common in whatever species you order. The wood is structurally sound and a good value if you are able to use them in your project.

**Miscellaneous**

<b>1</b>	<b>Hot Melt Adhesive</b>	Applied to the bottom of all drawer boxes for added strength, with the exception of boxes being built without bottom panels and boxes with <b>DBN500</b> notching. Please see <b>Section H.6</b> for more information.
----------	--------------------------	--

**Ready to Assemble (RTA)**

<b>1</b>	<b>Ready To Assemble</b>	Solid wood and Baltic Birch dovetail drawer boxes are available Ready to Assemble ( <b>RTA</b> ).
<b>2</b>	<b>Customer Supplied Drawer Box Bottom</b>	When ordering <b>RTA</b> drawer boxes and supplying your own bottom panel, please specify the Bottom Panel Inset Option you desire (see <i>previous page</i> ) and the width of the <b>Dado Groove</b> based on your bottom panel thickness. <b>Dado Groove Widths:</b> None, .225" [5.7mm], .250" [6.4mm], .450" [11.4mm], .500" [12.7mm].
<b>3</b>	<b>Notching</b>	<b>DBN500</b> is the only notching that is available with <b>RTA</b> drawer boxes.
<b>4</b>	<b>Top Edge Options</b>	Solid Wood Dovetail Construction: <b>TE1, TE2, TE4, TE6 and TE7</b> only. Baltic Birch Dovetail Construction: <b>TE1, TE2, TE4, TE6, TE7 and TE14</b> only.
<b>5</b>	<b>Finishing</b>	Wood <b>RTA</b> drawer boxes are only available with WalzCraft's standard “Natural / Clear Coat ( <i>no stain</i> ) Finish”. Not available with a water base finish.
<b>6</b>	<b>Freight Costs</b>	Ordering drawer boxes Ready to Assemble ( <b>RTA</b> ) may provide you savings in freight costs.

**Sizes / Dimensions**

<b>1</b>	<b>Sidewall Thickness</b>	Available in ½" [12.7mm], ⅝" [15.9mm] and ¾" [19.1mm] thicknesses.
<b>2</b>	<b>Minimum &amp; Maximum Sizes</b>	Assembled drawer boxes built between the Maximum and Absolute Maximum sizes will be subject to an “ <b>Oversized</b> ” Drawer Box Assembly Charge, due to special handling requirements. See <b>Section H.1</b> of the <b>Wholesale Pricing Catalog</b> for upcharges. <b>Assembled and Ready to Assemble (RTA):</b> <b>Width:</b> Minimum = 4¾" [120.7mm]. Maximum = 43" [1092.2mm]. Absolute Maximum = 60" [1524.0mm]. <b>Depth:</b> Minimum = 4¾" [120.7mm]. Maximum = 36" [914.4mm]. Absolute Maximum = 60" [1524.0mm]. <b>Height:</b> Minimum = 1¾" [44.5mm]. Maximum = 14½" [368.3mm]. Absolute Maximum = 30" [762.0mm]. Drawer boxes cannot exceed an absolute maximum <i>depth</i> of 48" [1219.2mm] when bottom panel grain direction is running left to right or a <i>width</i> of 48" [1219.2mm] when bottom panel grain direction is running front to back.
<b>3</b>	<b>Dovetail Height</b>	Dovetail size may vary due to the height of your drawer box, bottom panel thickness and bottom panel inset.

**Notes continued on next page...**

*Technical Notes: Style 100HB - Half Blind Dovetail Drawer Boxes...continued*

**Top Edge Options**

<b>H</b>	1	"TE1" Top Edge	Constructed with the sides 3.0mm shorter than the front and back of the box, 4.0mm on ¾" [19.1mm] thick material.
			All edges are eased.
			When ordering, please give the height dimension using the size for the front and back.
	2	"TE2" Top Edge	Constructed with the sides 3.0mm shorter than the front and back of the box.
			All edges are square.
			When ordering, please give the height dimension using the size for the front and back.
	3	"TE3" Top Edge	Top edges are all flush and eased, except the face that attaches to the back of the drawer front.
	4	"TE4" Top Edge	Top edges are flush and square on all sides.
5	"TE5" Top Edge	Top edges are flush and radiused to form a half circle, except the face that attaches to the back of the drawer front.	
		A slight flat spot appears on the top where the joint meets.	
6	"TE6" Top Edge	Top edges are flush for the most part and slightly eased on all sides.	
7	"TE7" Top Edge	Top edges are slightly eased on all sides and constructed with the sides 3mm shorter than the front and back of the box.	
		When ordering, please give the height dimension using the size for the front and back.	
8	"TE14" Top Edge	Baltic Birch Only - Top edge option is constructed with the sides 3.0mm shorter than the front and back of the box and finished with a veneer edgeband 0.5mm thick.	
		When ordering, please give the height dimension using the size for the front and back.	