

Great
For all
ages

Bring
drama
into
your
class

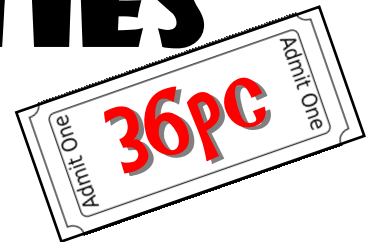
36
cards

Heaps of
activities
your class
will
love

Promotes
talking &
listening
skills



DRAMA ACTIVITIES



DRAMA

Task Cards



By
Trevor O'Neill



DRAMA ACTIVITY TASK CARDS

SUGGESTED USAGE GUIDE

Promoting engagement is a key factor in creating an effective classroom environment. In my classroom, I use drama in a variety of ways and have always found it to be a wonderfully engaging motivator for my students. These Task Cards are a fantastic resource to help you bring drama and enhance engagement in your class.

There are 36 cards in this pack. Each card provides a general overview of a drama activity which you can run in your classroom. I like to do a different task each week in order to maintain variety and ensure engagement is held throughout the year.

Here are just a few ways I have used these cards in my classroom. I'd love to hear from you regarding ways you find them successful !

DRAMA LESSON

- » After forming groups (I find 3 or 4 per group works best), the teacher allocates a card to each.
- » Groups are given a set time to create and rehearse as well as perform their role play. I find the best results come from tight time frames of 5 to 7 minute creation/rehearsal and approximately 2 minute performance.
- » Before each performance, read out the 3 elements and ask the audience to ensure that all are included.

TIME FILLER

- » Great for when you have a spare few mins before a break or in between lessons. Simply select three or four students to form a group and perform with minimal planning time.

ICE BREAKERS FOR START OF YEAR

Use at the beginning of the year to allow students to get to know each other and instil self confidence.

WRITING

- » Use as story starter writing prompts for individual or whole class tasks.

I hope you, and your students, have as much fun using this resource as I have !

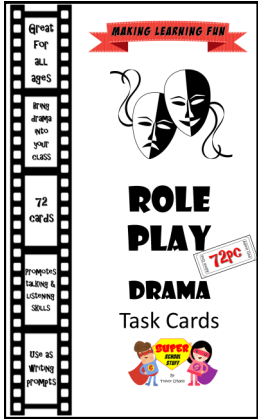
Trevor O'Neill

CREDITS-Thanks to Collective Creation, Kylie Healey Designs and OpenClipart for their artistic contributions to this resource.

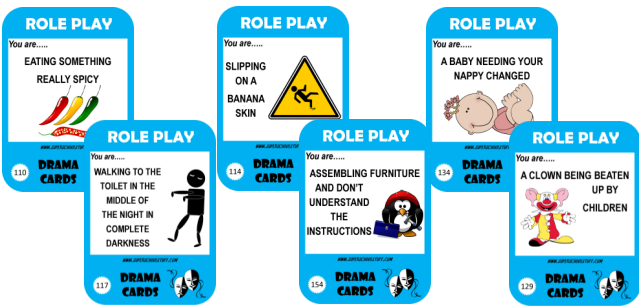


MAKING LEARNING FUN


If you like this resource please check out my other Drama Card Sets also available
Trevor O'Neill



ROLE PLAY - 72PC



PERSON, ANIMAL, PLACE & THING - 72PC



COMBINATION CHALLENGE - 72PC



Optional artwork for reverse side of cards



DRAMA

ACTIVITIES

GENRE

ROLLERCOASTER

Student/s perform a given scene beginning normally and then repeatedly changing the style as the teacher calls out different genres (ie: romance, comedy, action, horror, etc). Players should adopt the full range of devices characteristic of each genre.

www.teacherspayteachers.com/Store/Super-School-Stuff ©Trevor O'Neill

300

DRAMA
CARDS



DRAMA

ACTIVITIES

ACCENT

ROLLERCOASTER

Student/s perform a given scene beginning normally and then repeatedly changing their accent as the teacher calls out different nationalities.

www.teacherspayteachers.com/Store/Super-School-Stuff ©Trevor O'Neill

301

DRAMA
CARDS



DRAMA

ACTIVITIES

EMOTION

ROLLERCOASTER

Student/s perform a given scene beginning normally and then repeatedly changing their emotional state as the teacher calls out different emotions (ie: happy, sad, angry, bored, shy, outgoing etc).

www.teacherspayteachers.com/Store/Super-School-Stuff ©Trevor O'Neill

302

DRAMA
CARDS



DRAMA

ACTIVITIES

SUBTITLE

A title or situation is given and the scene performed on stage in gibberish, while offstage players translate the dialogue into English (as if it were a foreign film).

www.teacherspayteachers.com/Store/Super-School-Stuff ©Trevor O'Neill

303

DRAMA
CARDS



DRAMA ACTIVITIES

BACKWARD SCENE

The scene is played in reverse, starting with a given last line and then moving backwards to the beginning of the scene. Everything is reversed, from actions to conversations to cause and effect, however each individual line of dialogue should be spoken in coherent English.

www.teacherspayteachers.com/Store/Super-School-Stuff ©Trevor O'Neill

304

**DRAMA
CARDS**



DRAMA ACTIVITIES

RAP OFF

Two teams face off in a rap battle. A theme is given with teams writing and performing a rap song using simple rhyming couplets.

www.teacherspayteachers.com/Store/Super-School-Stuff ©Trevor O'Neill

305

**DRAMA
CARDS**



DRAMA ACTIVITIES

EMOTION SWAP

Two players start a scene with contrasting emotions. Through the course of the scene they must switch to the other's emotional state.

www.teacherspayteachers.com/Store/Super-School-Stuff ©Trevor O'Neill

306

**DRAMA
CARDS**



DRAMA ACTIVITIES

DEATH IN A MINUTE

The team has one minute to perform a certain scene from a movie. By the end of the scene at least one of the players must be dead and their death justified. * **Death In A Minute is strictly played for up to one minute only.**

www.teacherspayteachers.com/Store/Super-School-Stuff ©Trevor O'Neill

307

**DRAMA
CARDS**



DRAMA ACTIVITIES

ALPHABET

The scene is performed where each line of dialogue spoken must begin with the next sequential letter of the alphabet.

www.teacherspayteachers.com/Store/Super-School-Stuff ©Trevor O'Neill

308

**DRAMA
CARDS**



DRAMA ACTIVITIES

GIBBERISH CHARADES

One team member must leave the stage. The remaining 3 players are each given an attributes – an occupation, a physical characteristic and an emotional state – with which they are required to demonstrate to the offstage player on their return. The team must portray these attributes using only gibberish and charades.

www.teacherspayteachers.com/Store/Super-School-Stuff ©Trevor O'Neill

309

**DRAMA
CARDS**



DRAMA ACTIVITIES

LOST IN TRANSLATION

Two players perform a scene on a given topic. A 3rd player stands to the side of stage and provides commentary as if for the hearing impaired, "signing" as much as possible of what is being spoken about in the scene.

www.teacherspayteachers.com/Store/Super-School-Stuff ©Trevor O'Neill

310

**DRAMA
CARDS**



DRAMA ACTIVITIES

COMMERCIAL

A genre and product/service are given. Student or team then performs a movie scene in the genre given as a commercial advertising the given product or service.

www.teacherspayteachers.com/Store/Super-School-Stuff ©Trevor O'Neill

311

**DRAMA
CARDS**



DRAMA ACTIVITIES

CRIMINAL INTERROGATION

One team member leaves the room. Remaining players are given three attributes – a crime, a well-known location and a famous accomplice. When the “criminal” returns they are interrogated by the “police” who give leading qtns and must work out the 3 attributes and confess to the crime.

www.teacherspayteachers.com/Store/Super-School-Stuff ©Trevor O'Neill

312

**DRAMA
CARDS**



DRAMA ACTIVITIES

SCENE COUNTDOWN

Audience provides elements of a scene. A team performs the scene in 60 seconds. The team then repeats the same scene in 30 seconds. And then again in 15 seconds. And finally the team plays the entire scene in 7.5 seconds.

www.teacherspayteachers.com/Store/Super-School-Stuff ©Trevor O'Neill

313

**DRAMA
CARDS**



DRAMA ACTIVITIES

TALKING ARMS

One team member interviews another on a given topic. A 3rd player stands behind the person being interviewed providing their arms and trying to make their hand and arm movements match the spoken words.

www.teacherspayteachers.com/Store/Super-School-Stuff ©Trevor O'Neill

314

**DRAMA
CARDS**



DRAMA ACTIVITIES

ENTRANCES AND EXITS

A scene is performed with only two player allowed on stage at any one time. When another player enters the scene one of the onstage players must immediately justify their exit and leave. Each player can have a que word and when that word is spoken by the teacher they must enter or exit.

www.teacherspayteachers.com/Store/Super-School-Stuff ©Trevor O'Neill

315

**DRAMA
CARDS**



DRAMA ACTIVITIES

FIRST LINE / LAST LINE

The players are given a first line and an unrelated last line of dialogue. The scene must begin and end with these lines.

www.teacherspayteachers.com/Store/Super-School-Stuff ©Trevor O'Neill

316

**DRAMA
CARDS**



DRAMA ACTIVITIES

STAGE EMOTIONS

A situation is given and different emotions assigned to each of the four quadrants of the stage (up stage, down stage, stage left and stage right). The players should be emotionally changed as they move from area to area throughout the scene.

www.teacherspayteachers.com/Store/Super-School-Stuff ©Trevor O'Neill

317

**DRAMA
CARDS**



DRAMA ACTIVITIES

LAUGH LINES

Place one student on a spot. Have all other students in a line facing but not within 2mtrs from the student. Taking turns, the student at the head of the line has 5 secs to make the student in the hot seat laugh or smile. If successful, they take over the hot spot. If not they go to the end of the line.

www.teacherspayteachers.com/Store/Super-School-Stuff ©Trevor O'Neill

318

**DRAMA
CARDS**



DRAMA ACTIVITIES

DESCRIPTIVE CIRCLE

Have all students in a circle. Running clockwise, each student gives a word which best describes themselves but the word must start with the first letter of their first name (ie: Funny Fred)

www.teacherspayteachers.com/Store/Super-School-Stuff ©Trevor O'Neill

319

**DRAMA
CARDS**



DRAMA

ACTIVITIES

GREETINGS

Students walk randomly around the room alternating greetings with other as given by the teacher:

1. Holding eye contact for a long time
2. Saying hello with a big wave
3. Saying "Nice to meet you!"
4. Saying "Yo dude"

www.teacherspayteachers.com/Store/Super-School-Stuff ©Trevor O'Neill

320

**DRAMA
CARDS**



DRAMA

ACTIVITIES

COMMAND PAIRS

Divide class into pairs with one the Commander and the other the subordinate. The Commander orders the subordinate to perform a variety of tasks within 2 mins. Remind all to keep the actions appropriate and that the roles will be reversed.

www.teacherspayteachers.com/Store/Super-School-Stuff ©Trevor O'Neill

321

**DRAMA
CARDS**



DRAMA

ACTIVITIES

LYING MIMES

Divide class into pairs facing each other about 1mtr apart. One student performs an action (ie: brushing teeth) while the other asks them "What are you doing?". First student then responds with a lie (ie: eating soup). The 2nd person then must act out the lie before continuing to alternate.

www.teacherspayteachers.com/Store/Super-School-Stuff ©Trevor O'Neill

322

**DRAMA
CARDS**



DRAMA

ACTIVITIES

NEW LANGUAGE

Divide the class into 2's or 3's. Each group is to invent a new language and prepare a conversation using this language. The group then presents their conversation to the class who attempt to explain what is going on in the scene.

www.teacherspayteachers.com/Store/Super-School-Stuff ©Trevor O'Neill

323

**DRAMA
CARDS**



DRAMA ACTIVITIES

CHARACTER SEAT

Seat students in a circle with one in the 'Hot Seat'. Running clockwise, students each ask the nominated person a qtn (ie: what is your name?.. What do you eat?, etc). The student in the hot seat must try to fully develop and maintain their character.

www.teacherspayteachers.com/Store/Super-School-Stuff ©Trevor O'Neill

324

**DRAMA
CARDS**



DRAMA ACTIVITIES

STORY TONE

Divide class into pairs. Student A tells B a brief story (ie: what they did on the weekend). Student A must tell the story again, this time as a character(ie: police officer, small child, old lady, etc). Swap roles. Discuss how their story telling differed according to their character.

www.teacherspayteachers.com/Store/Super-School-Stuff ©Trevor O'Neill

325

**DRAMA
CARDS**



DRAMA ACTIVITIES

DOOR KNOCK

Divide class into half facing each other in a line 3mtrs apart. Students on one side walk half way to their opposite partner before knocking on an imaginary door. Their opposite walks up and opens the door. A greeting is improvised with both students assuming the roles of characters.

www.teacherspayteachers.com/Store/Super-School-Stuff ©Trevor O'Neill

326

**DRAMA
CARDS**



DRAMA ACTIVITIES

HUMAN ANIMAL

Ask the students to take on the role of a person with the characteristics of a particular animal. They should think of the characteristics of their animal and act these out. Ensure they understand that they are not just the animal, they are a person with the characteristics of this animal.

www.teacherspayteachers.com/Store/Super-School-Stuff ©Trevor O'Neill

327

**DRAMA
CARDS**



DRAMA ACTIVITIES

INANIMATE CONVERSATIONS

Each student takes on the roll of an inanimate object. Dividing the class into pairs, they engage in a conversation between their two inanimate objects. To add variety, mix and match between pairs. You can also introduce a certain context or scene for the meeting.

ie: a clock and a cup in the bath

www.teacherspayteachers.com/Store/Super-School-Stuff ©Trevor O'Neill

328

**DRAMA
CARDS**



DRAMA ACTIVITIES

MOVIE TRAILER TIME

Divide the class into groups of 3 or 4. Give each group a specific movie title or genre and get them to create and act out a one minute trailer for their movie.

www.teacherspayteachers.com/Store/Super-School-Stuff ©Trevor O'Neill

329

**DRAMA
CARDS**



DRAMA ACTIVITIES

TV or RADIO AD

Divide class into groups of 2 or 3. Allocate a specific product to each group and get them to create and perform a TV or radio commercial "selling" their product. Work within a specific performance timeframe of between 30 seconds to one minute.

www.teacherspayteachers.com/Store/Super-School-Stuff ©Trevor O'Neill

330

**DRAMA
CARDS**



DRAMA ACTIVITIES

CHARACTER CHATS

Assign a different character to each student. In character, students must talk continuously, and as fast as possible, for one minute. They must stay in character the whole time.

www.teacherspayteachers.com/Store/Super-School-Stuff ©Trevor O'Neill

331

**DRAMA
CARDS**



DRAMA ACTIVITIES

PRESS CONFERENCE

Sitting at a table facing their class, one student is being interviewed at a press conference. Teacher may allocate announce who their character is (ie: astronaut, movie star, etc). Classmates then take turns asking questions. Take turns being the interviewee.

www.teacherspayteachers.com/Store/Super-School-Stuff ©Trevor O'Neill

332

**DRAMA
CARDS**



DRAMA ACTIVITIES

THIS IS YOUR LIFE

One student is selected to be the guest and another is the host (the teacher may take on the host role initially). The host calls out the name of a classmate and describes how they knew the guest (ie: went to school with him, was his brother, etc). The classmate then describes a brief (30sec) story about their relationship before a new classmate is chosen and so on.

www.teacherspayteachers.com/Store/Super-School-Stuff ©Trevor O'Neill

333

**DRAMA
CARDS**



DRAMA ACTIVITIES

NURSERY RHYME NARRATIVE

In groups of 3 or 4. Each group is given a nursery rhyme which they must rehearse and perform but in a different context (ie: Jack and Jill on a deserted island). Classmates must then guess what is both the nursery rhyme and the different context.

www.teacherspayteachers.com/Store/Super-School-Stuff ©Trevor O'Neill

334

**DRAMA
CARDS**



DRAMA ACTIVITIES

STORY TAG

Best played outdoors but within a confined space (ie: basketball court). One student is 'it' and must start telling a story. When they tag a classmate, that person must then continue the story until they tag another and so on. Encourage them to use strong voices!

www.teacherspayteachers.com/Store/Super-School-Stuff ©Trevor O'Neill

335

**DRAMA
CARDS**

